

US00D508946S

(12) **United States Design Patent**  
**Sato**

(10) **Patent No.: US D508,946 S**

(45) **Date of Patent: \*\* Aug. 30, 2005**

(54) **ENVELOPE HOLDER**

(75) **Inventor: Tetsuo Sato, Hadano (JP)**

(73) **Assignee: Aiens Co., Ltd., Hadano (JP)**

(\*\*) **Term: 14 Years**

(21) **Appl. No.: 29/218,282**

(22) **Filed: Dec. 1, 2004**

(30) **Foreign Application Priority Data**

Jun. 2, 2004 (JP) ..... 2004-016392

(51) **LOC (8) Cl. .... 19-01**

(52) **U.S. Cl. .... D19/3**

(58) **Field of Search** ..... D19/1, 2, 3, 4,  
D19/5, 6, 7, 8; 206/215; 229/68.1, 71, 72,  
75, 76, 92, 92.5, 92.7, 92.8, 300, 303, 313;  
283/106, 116; 493/216; 40/124.4, 405,  
537, 703, 710, 777, 778

(56) **References Cited**

**U.S. PATENT DOCUMENTS**

|             |   |         |        |       |        |
|-------------|---|---------|--------|-------|--------|
| 498,761 A   | * | 6/1893  | Becker | ..... | 229/71 |
| 1,285,441 A | * | 11/1918 | Snider | ..... | 40/710 |
| 1,378,709 A | * | 5/1921  | Martin | ..... | 40/703 |
| 1,474,174 A | * | 11/1923 | Segall | ..... | 40/703 |
| 2,568,178 A | * | 9/1951  | Widder | ..... | 40/777 |
| 2,757,471 A | * | 8/1956  | Vlock  | ..... | 40/703 |

|              |   |        |               |       |            |
|--------------|---|--------|---------------|-------|------------|
| 2,842,882 A  | * | 7/1958 | Greene et al. | ..... | 40/710     |
| 4,531,316 A  | * | 7/1985 | Farnum        | ..... | 40/777     |
| 4,920,673 A  | * | 5/1990 | Mitsuyama     | ..... | 40/405     |
| 5,143,279 A  | * | 9/1992 | Gaines        | ..... | 229/68.1   |
| 6,385,875 B1 | * | 5/2002 | Santorsola    | ..... | 40/124.191 |
| 6,547,283 B1 | * | 4/2003 | Moor          | ..... | 281/44     |

\* cited by examiner

*Primary Examiner*—Jeffrey Asch

*Assistant Examiner*—Elizabeth Albert

(74) *Attorney, Agent, or Firm*—Armstrong, Kratz, Quitos,  
Hanson & Brooks, LLP

(57) **CLAIM**

The ornamental design for an envelope holder, as shown and described.

**DESCRIPTION**

FIG. 1 is a front view of the envelope holder of the present invention;

FIG. 2 is back view thereof;

FIG. 3 is a reference front view thereof with a first size envelope held therein in the using condition; and,

FIG. 4 is a reference front view thereof with a second size envelope, smaller than the first size, held therein in the using condition.

The broken lines showing envelopes in the drawings are for information purposes only and form no part of the claimed design.

**1 Claim, 2 Drawing Sheets**

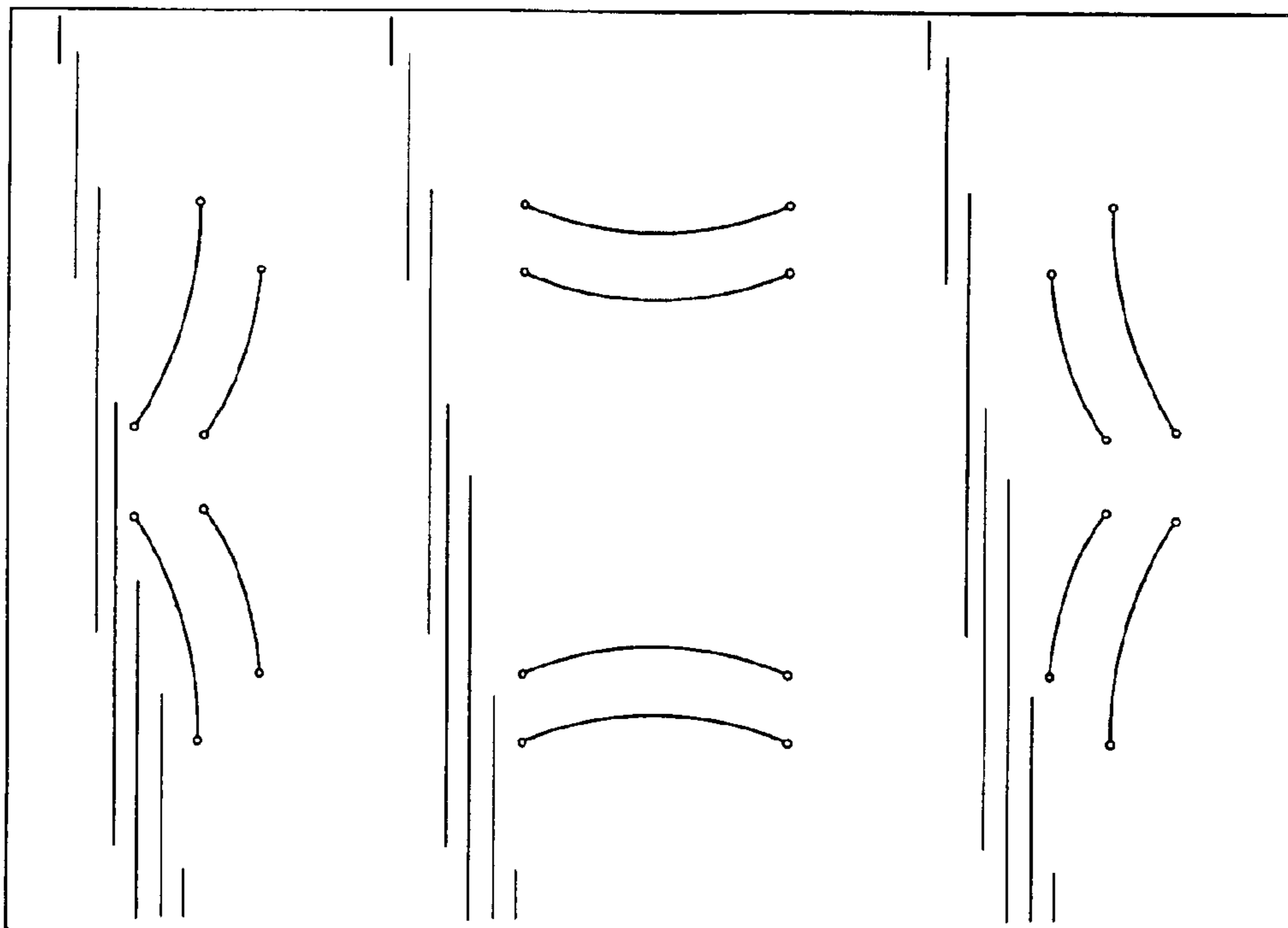


FIG.1

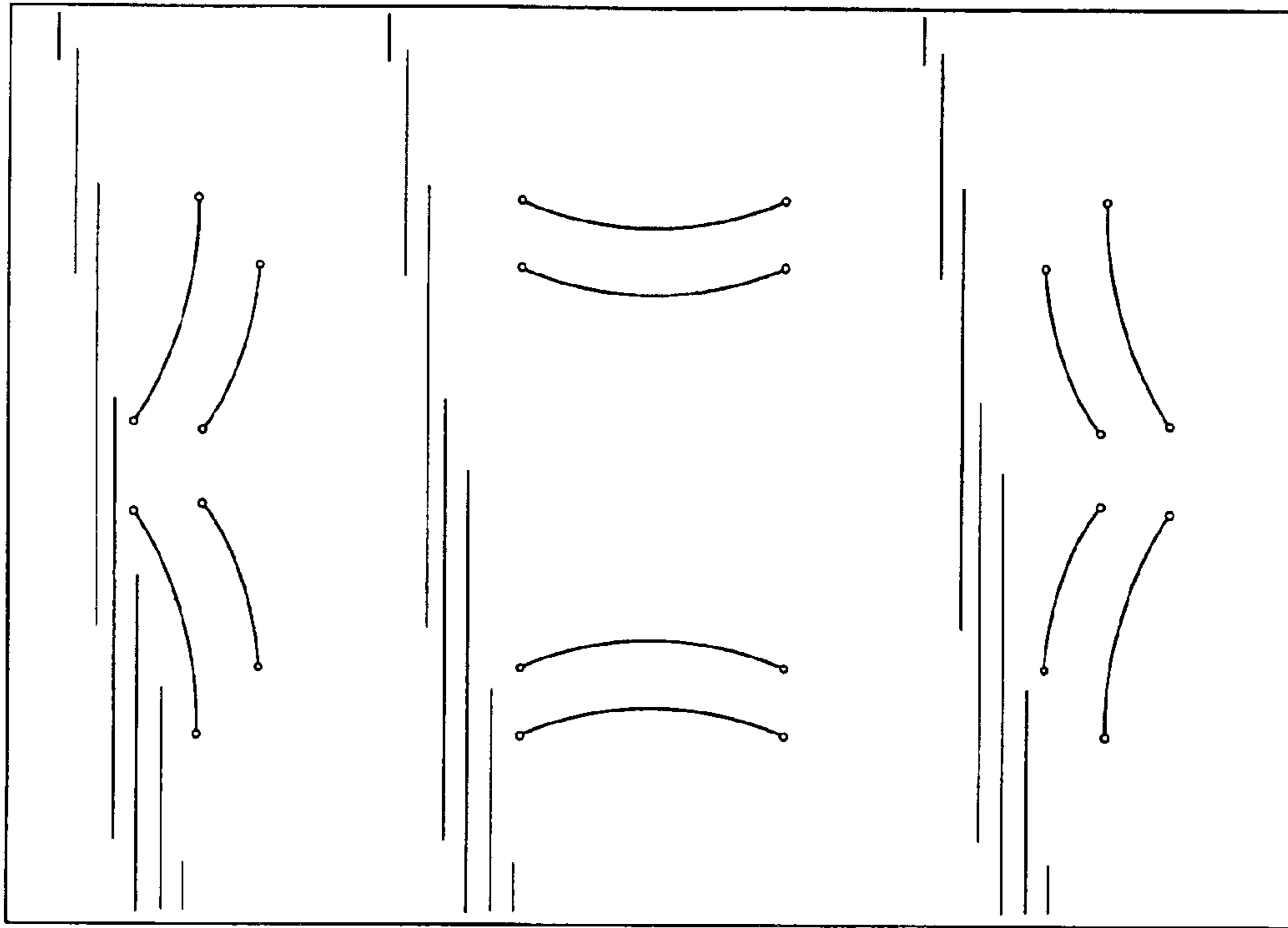


FIG. 2

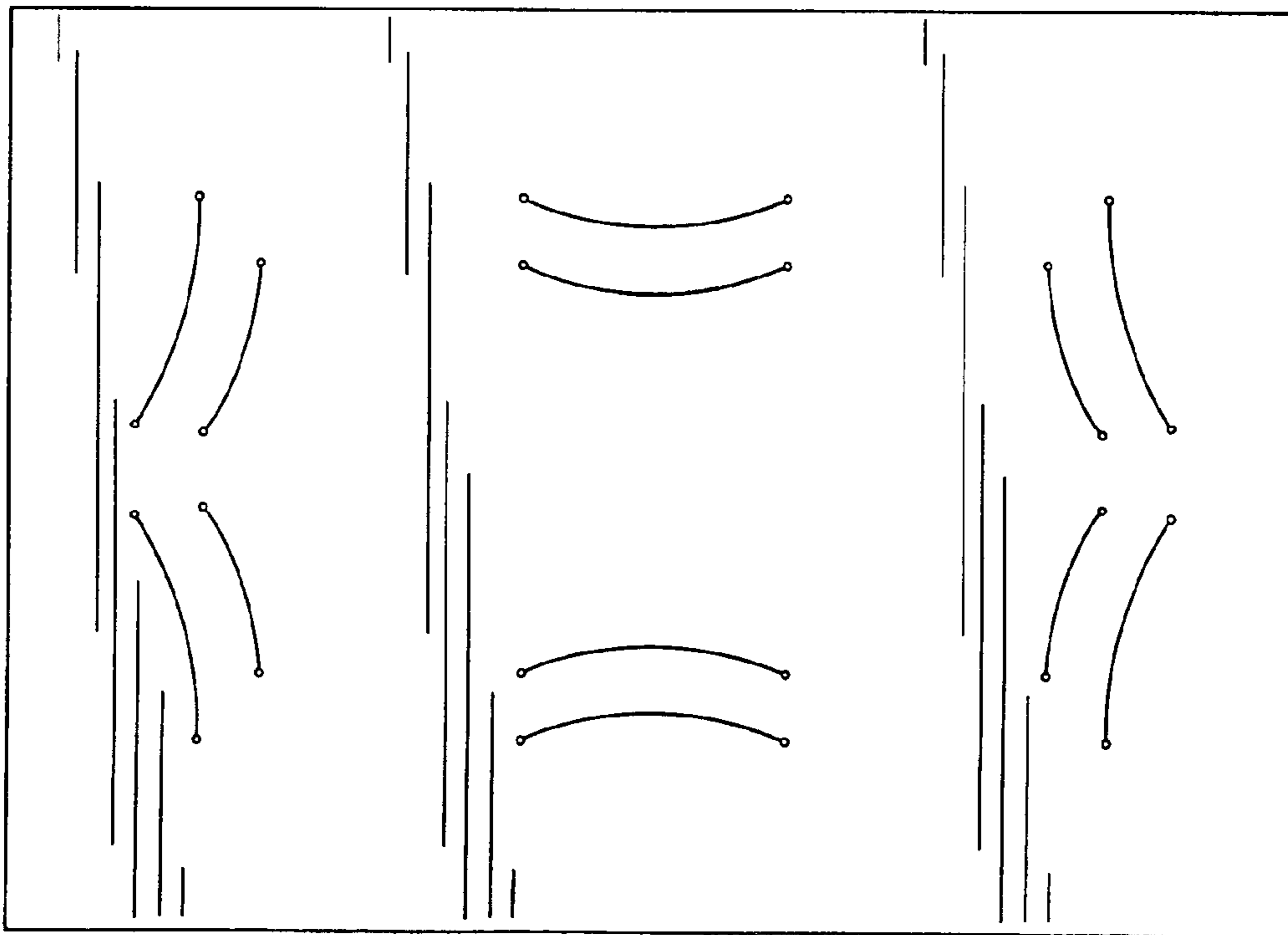


FIG.3

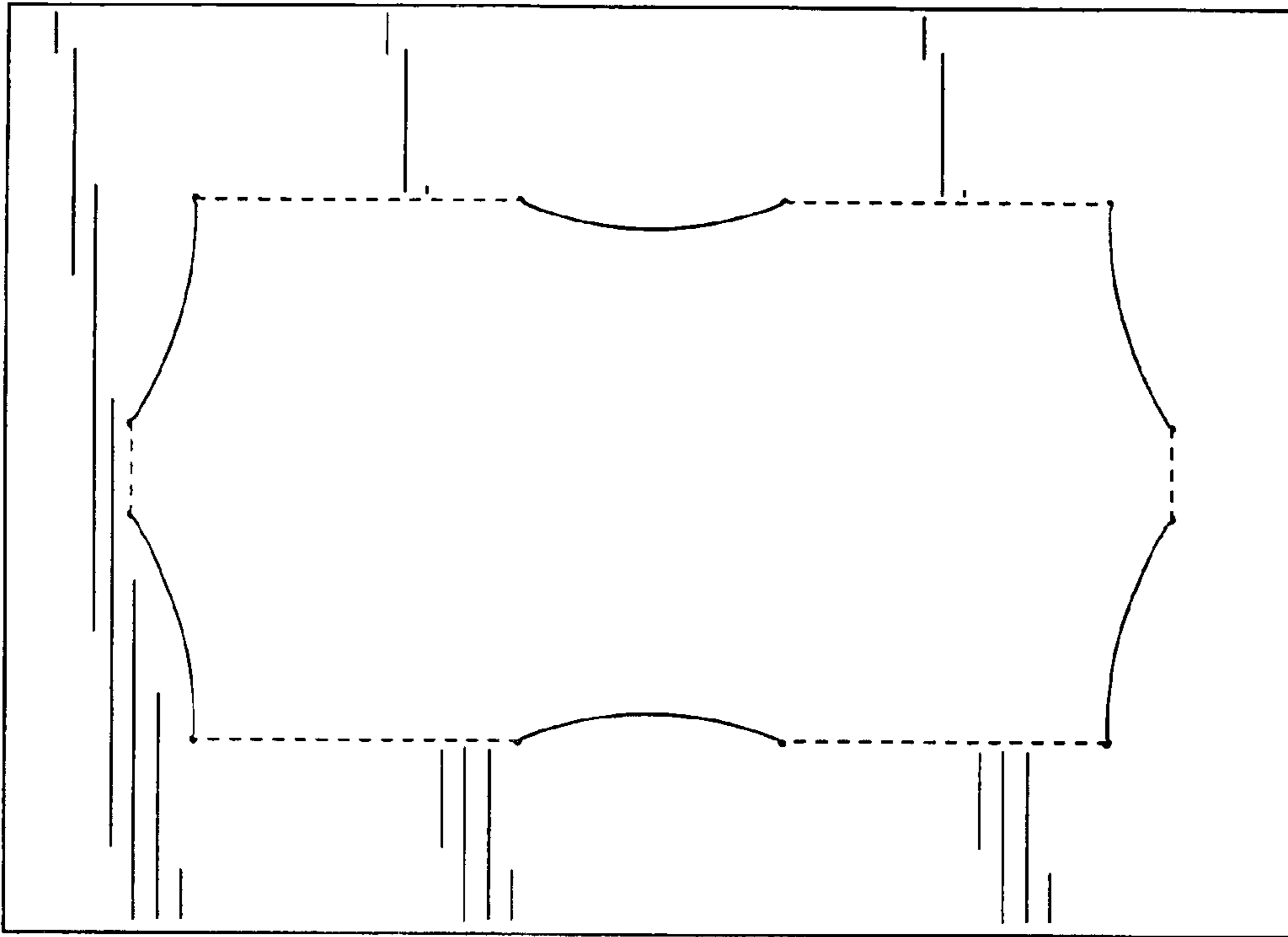


FIG.4

