

US00D508913S

(12) **United States Design Patent**
Morisawa

(10) **Patent No.:** **US D508,913 S**

(45) **Date of Patent:** **** Aug. 30, 2005**

(54) **COMPUTER**

(75) Inventor: **Yujin Morisawa**, Tokyo (JP)

(73) Assignee: **Sony Corporation**, Tokyo (JP)

(**) Term: **14 Years**

(21) Appl. No.: **29/209,169**

(22) Filed: **Jul. 13, 2004**

(51) **LOC (8) Cl.** **14-02**

(52) **U.S. Cl.** **D14/336**

(58) **Field of Search** D14/341-346,
D14/371, 125-129, 336, 337, 424, 138;
D19/59, 60; D18/1, 2, 6, 7; 235/145 A,
145 R; 341/22, 23; 345/156, 168, 169,
172, 173, 87; 349/12

(56) **References Cited**

U.S. PATENT DOCUMENTS

- D352,279 S * 11/1994 Foy et al. D14/341
- D387,737 S * 12/1997 Mizusugi et al. D14/346
- D396,452 S * 7/1998 Naruki D14/424
- D408,794 S 4/1999 Ogasawara

- D467,512 S 12/2002 Miyazaki
- D467,890 S * 12/2002 Lai et al. D14/138
- D473,230 S 4/2003 Hirano
- D481,718 S * 11/2003 Chiang et al. D14/341
- D487,742 S * 3/2004 Huang et al. D14/341

* cited by examiner

Primary Examiner—Freda S. Nunn

(74) *Attorney, Agent, or Firm*—Rader, Fishman & Grauer PLLC

(57) **CLAIM**

The ornamental design for a computer, as shown and described.

DESCRIPTION

FIG. 1 is a perspective view of a computer showing my new design;
FIG. 2 is a front elevational view thereof;
FIG. 3 is a top plan view thereof; and,
FIG. 4 is a bottom plan view thereof.
Portions of FIGS. 1-4 that are shown as broken lines are for illustrative purpose only and form no part of the claimed design.

1 Claim, 3 Drawing Sheets

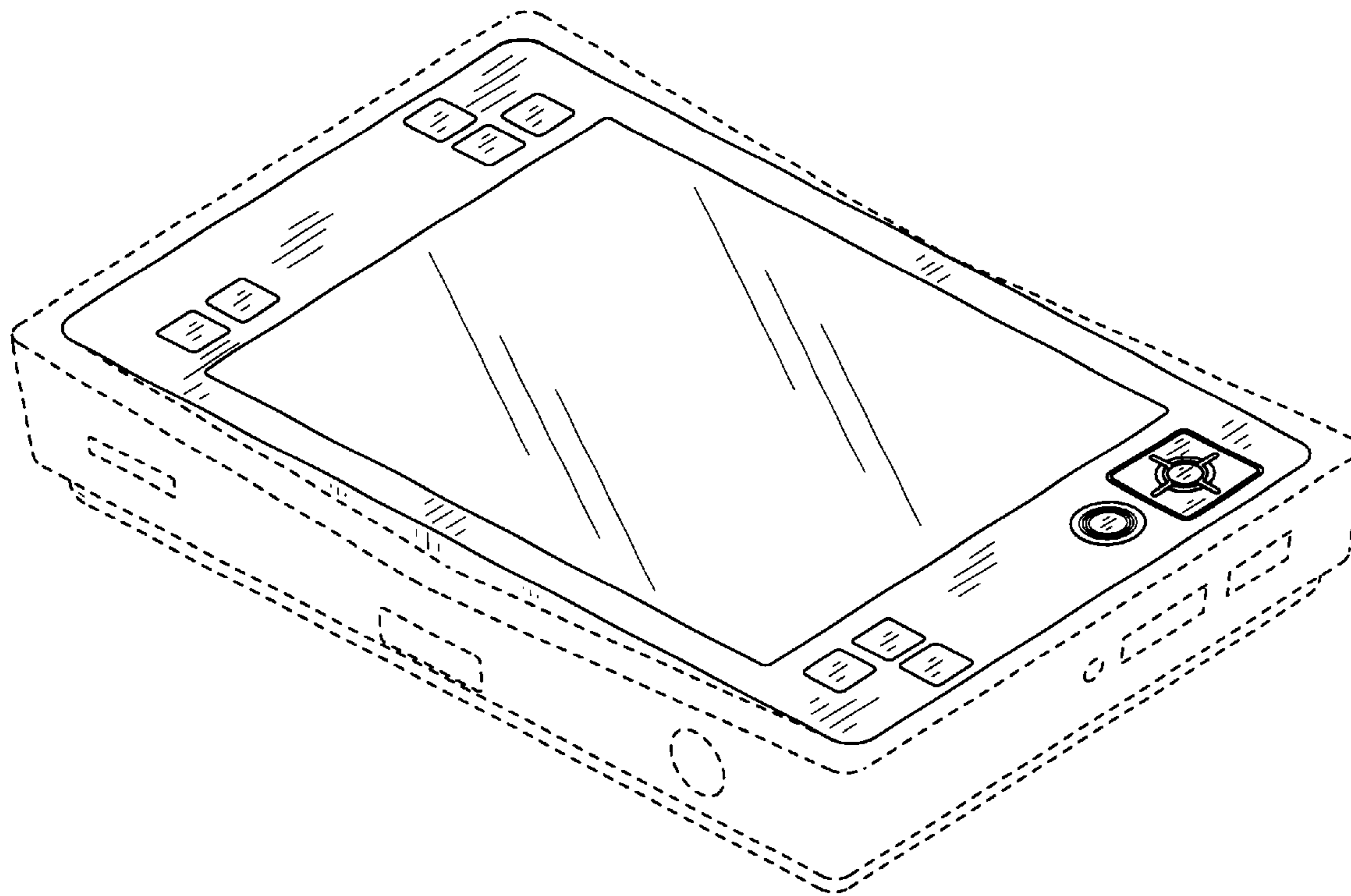


FIG. 1

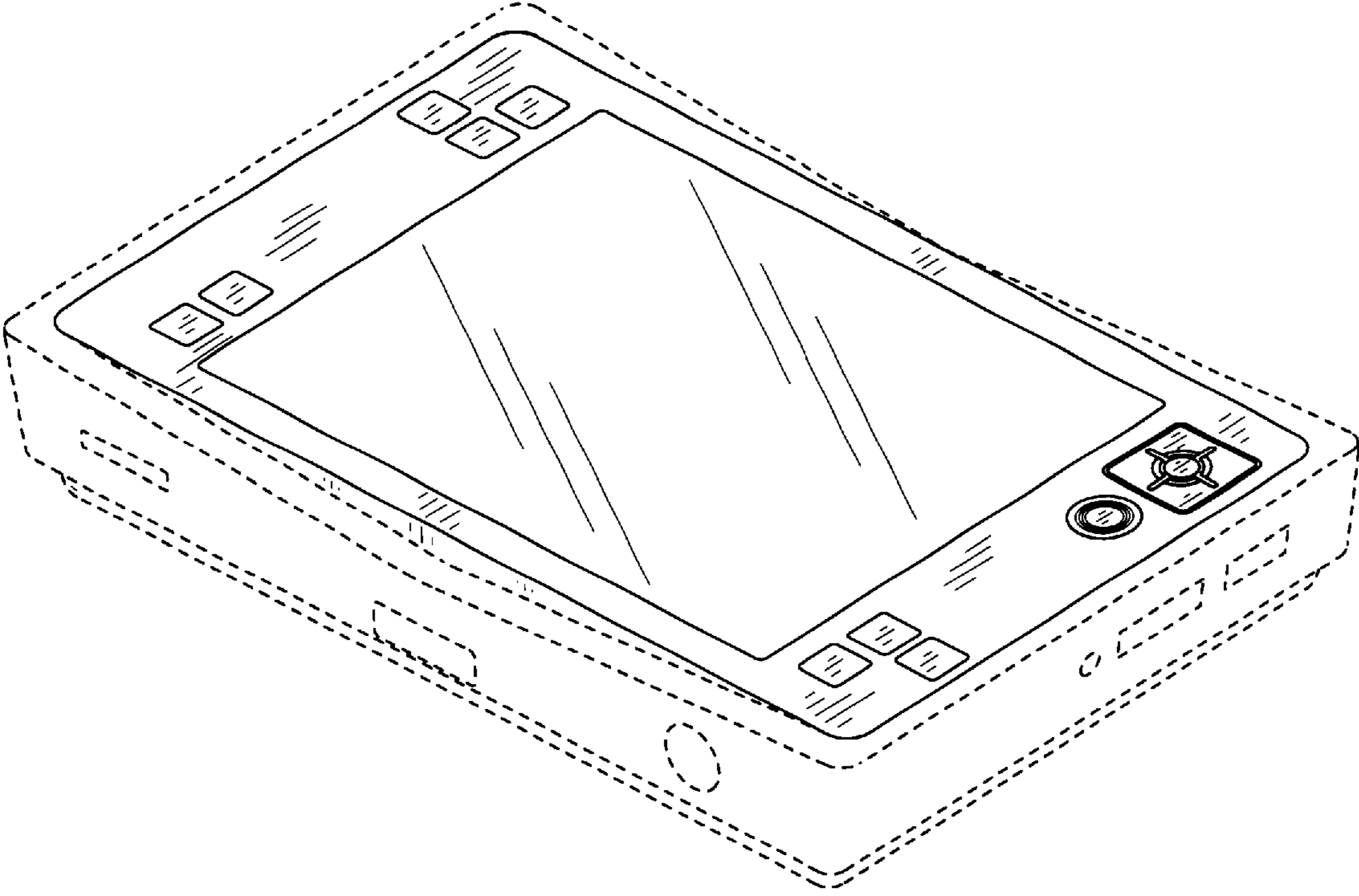


FIG.2

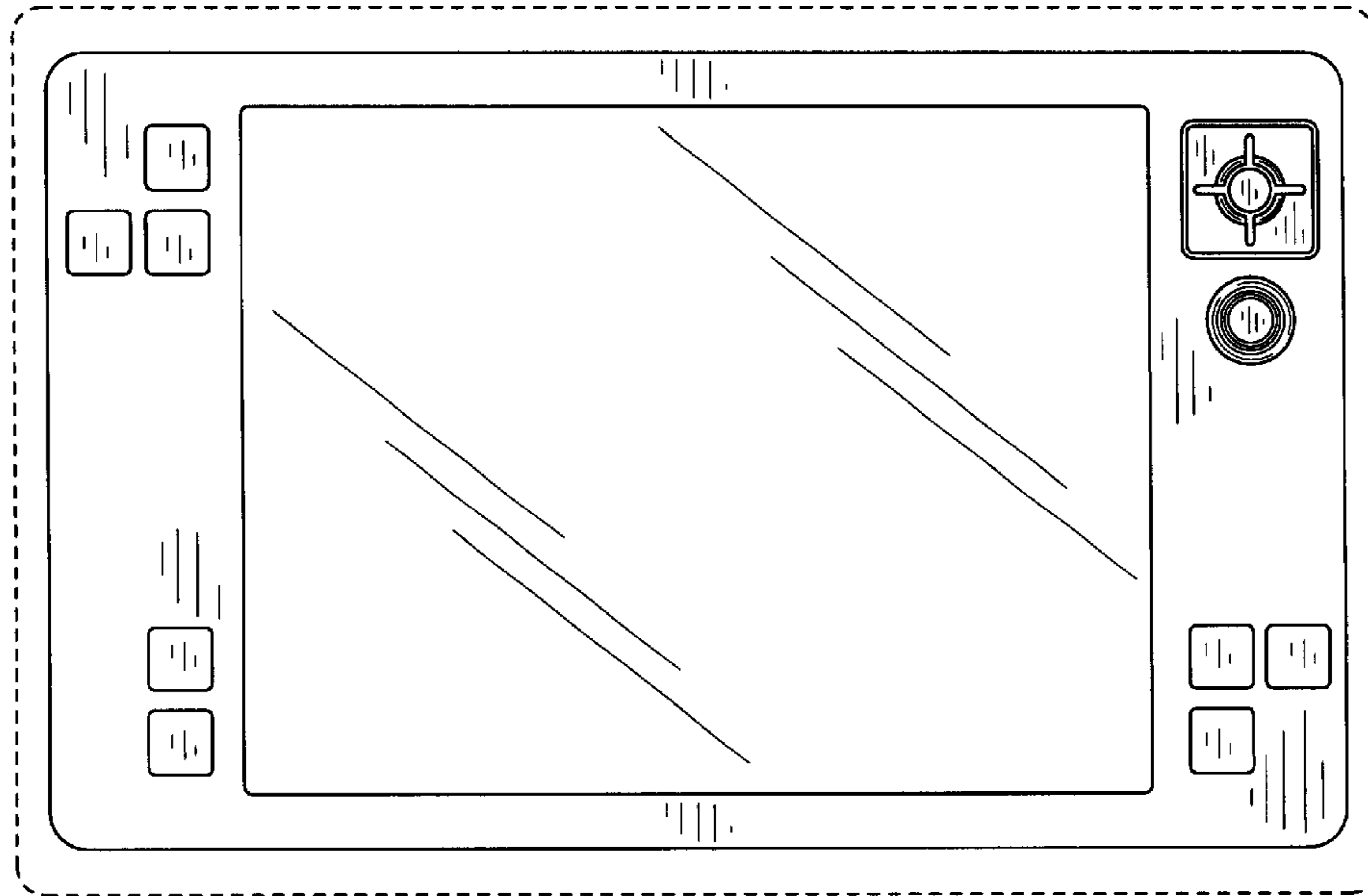


FIG.3

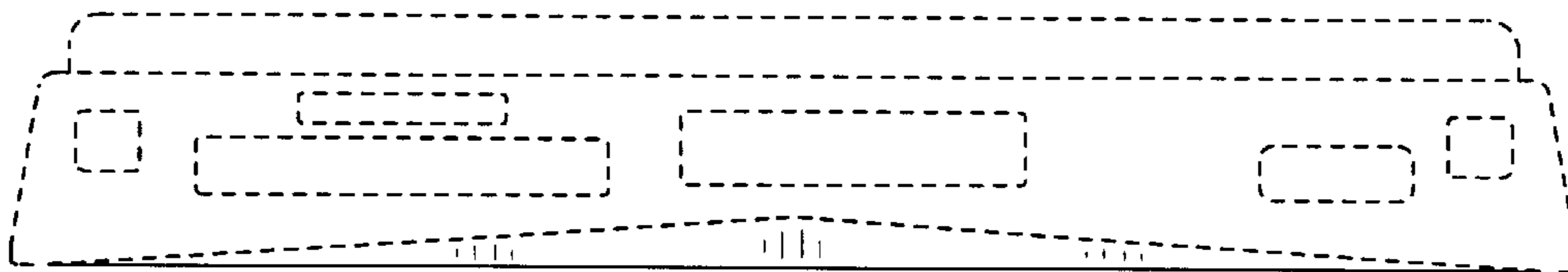


FIG.4

