

US00D508900S

(12) **United States Design Patent**
Kawano et al.

(10) **Patent No.: US D508,900 S**
(45) **Date of Patent: ** Aug. 30, 2005**

(54) **TELEVISION FOR AN AUTOMOBILE**

FOREIGN PATENT DOCUMENTS

(75) Inventors: **Tadaatsu Kawano, Kawasaki (JP);
Hiroyuki Mizokawa, Yokohama (JP)**

JP	D1062287	2/2000
JP	D1063510	3/2000
JP	D1063637	3/2000
JP	D1023781/1	3/2000
JP	D1066545	4/2000
JP	D1066610	4/2000
JP	D1067238	4/2000
JP	D1067244	4/2000
JP	D1056188/1	4/2000
JP	D1068664	5/2000
JP	D1075172	6/2000
JP	D1146225	7/2002

(73) Assignee: **Matsushita Electric Industrial Co.,
Ltd., Osaka (JP)**

(**) Term: **14 Years**

(21) Appl. No.: **29/201,919**

(22) Filed: **Mar. 23, 2004**

(51) **LOC (8) Cl. 14-03**

(52) **U.S. Cl. D14/132**

(58) **Field of Search** D14/125-136,
D14/239, 371, 374, 315, 327, 375, 451;
D12/415-418, 345; D6/513; 296/37.1, 37.8,
37.7, 70; 312/7.2; 224/311, 539; 180/90;
348/837, 148, 825, 827, 836, 838, 840;
340/995; 345/905; 248/917-924

* cited by examiner

Primary Examiner—Raphael Barkai

(74) *Attorney, Agent, or Firm*—Brinks Hofer Gilson &
Lione

(57) **CLAIM**

The ornamental design for a television for an automobile, as
shown and described.

(56) **References Cited**

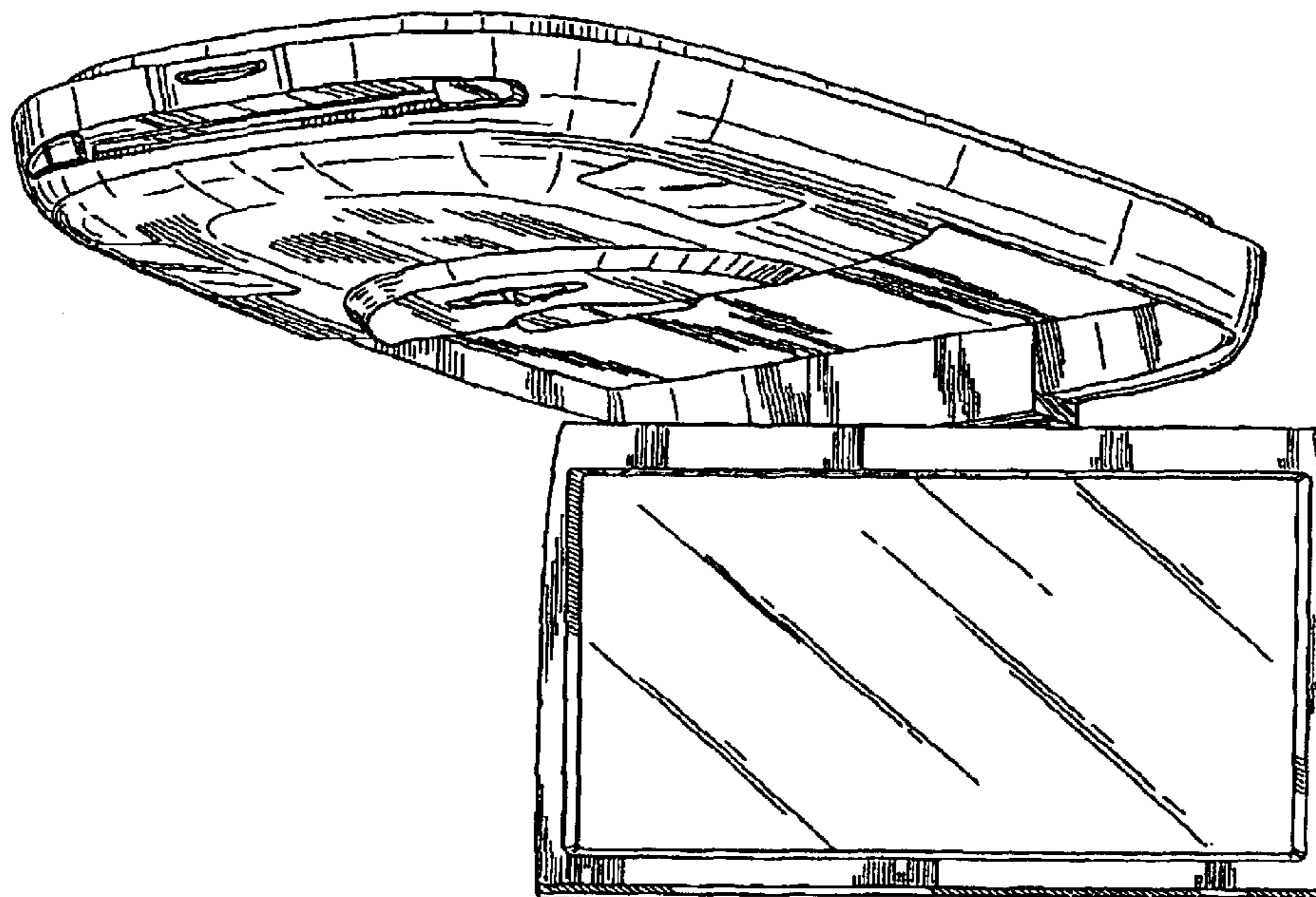
U.S. PATENT DOCUMENTS

5,946,055	A	*	8/1999	Rosen	348/837
D436,093	S		1/2001	Okada et al.		
D439,227	S		3/2001	Okada et al.		
D446,507	S	*	8/2001	Rosen et al.	D14/132
D451,895	S	*	12/2001	Lavelle et al.	D14/132
D453,325	S	*	2/2002	Okada et al.	D14/132
D457,504	S		5/2002	Hori et al.		
D467,234	S	*	12/2002	Scribner	D14/132
D467,562	S	*	12/2002	Chang	D14/132
D468,711	S		1/2003	Chang		
D469,068	S	*	1/2003	Furusawa	D14/126
D482,669	S		11/2003	Hori et al.		
D485,812	S	*	1/2004	Park	D14/132

DESCRIPTION

FIG. 1 is a bottom perspective view of a television for an
automobile of the present invention;
FIG. 2 is a front view thereof;
FIG. 3 is a first side view thereof;
FIG. 4 is a top view thereof;
FIG. 5 is a second side view thereof;
FIG. 6 is a bottom view thereof;
FIG. 7 is a rear view thereof; and,
FIG. 8 is a bottom perspective view of a television for an
automobile of the present invention in an open position.

1 Claim, 6 Drawing Sheets



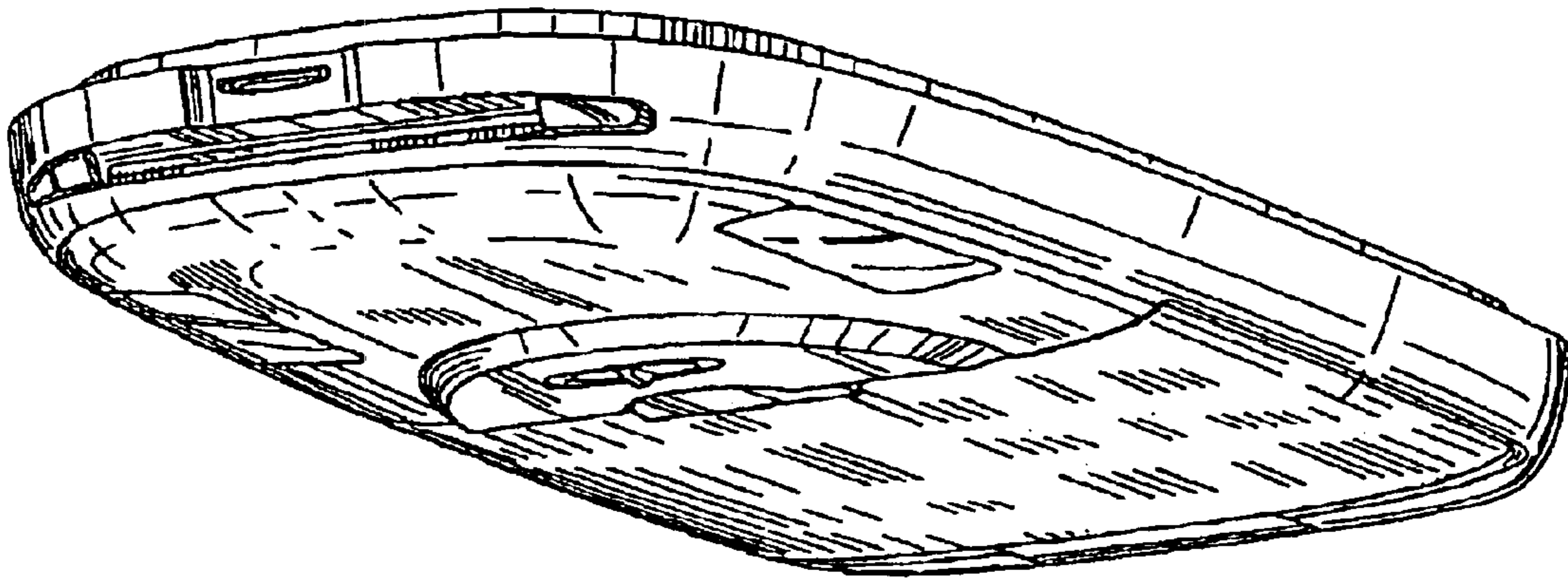


FIG 1




FIG 2

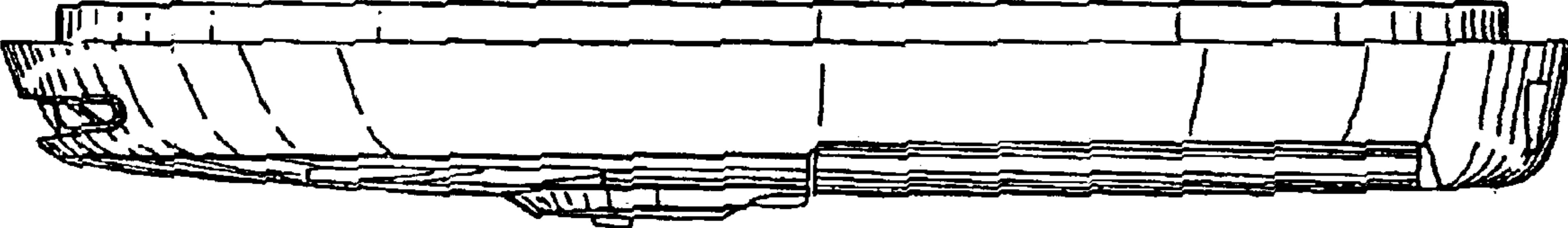
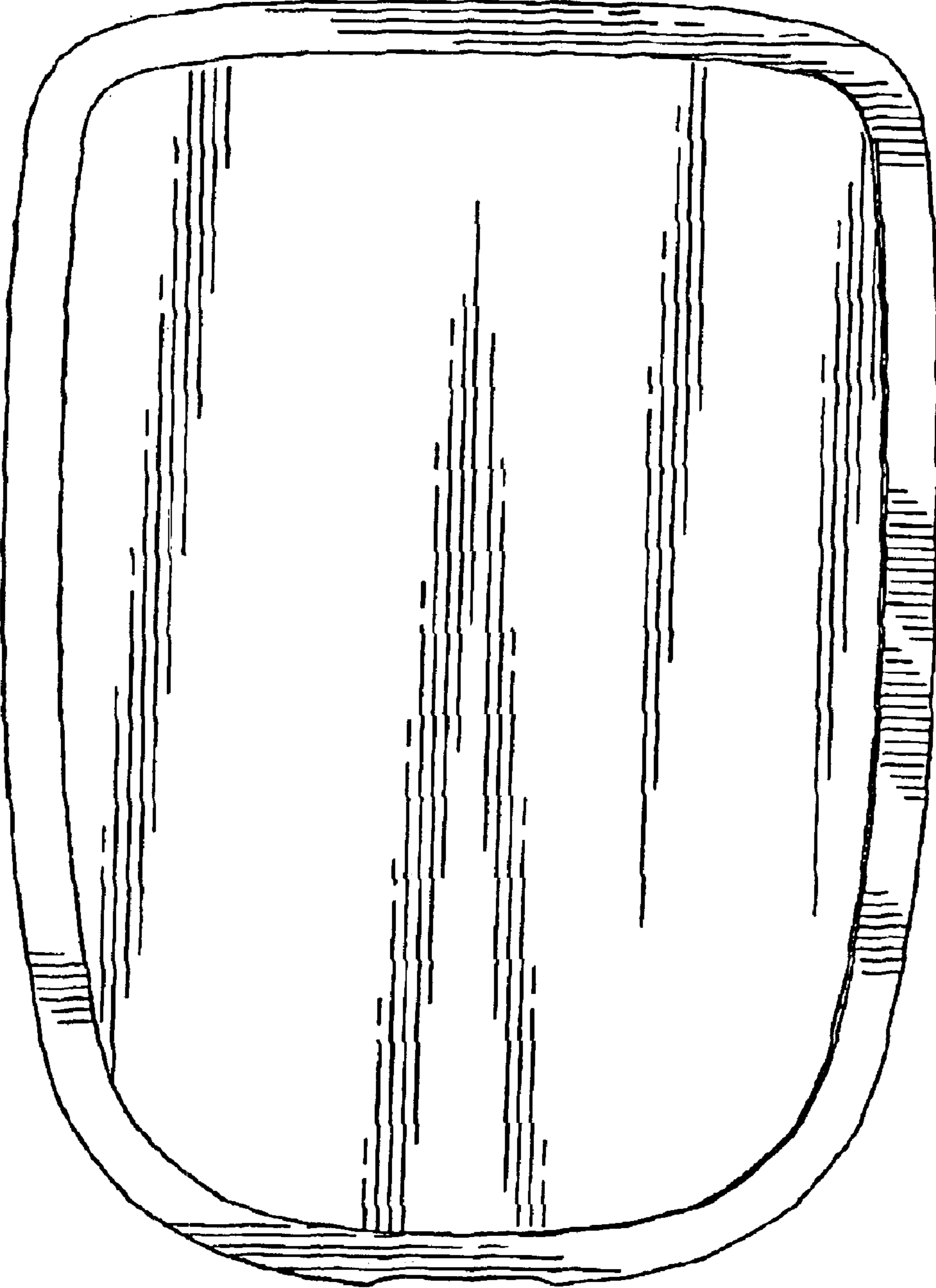


FIG 3

FIG 4



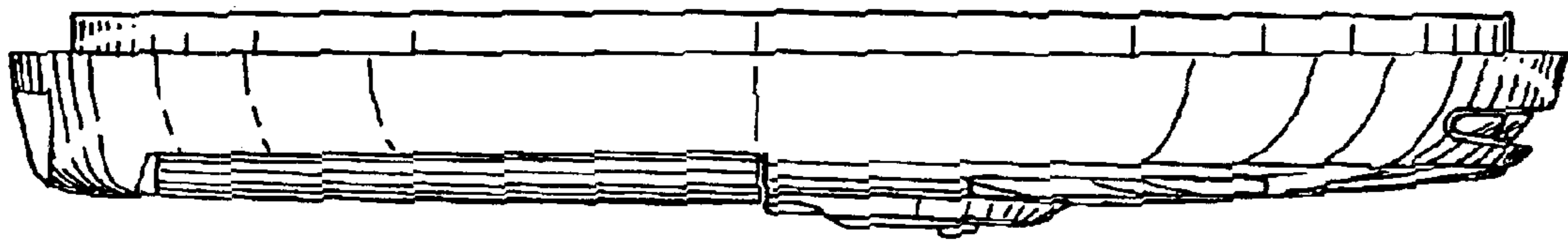



FIG 5

FIG 6






FIG 7

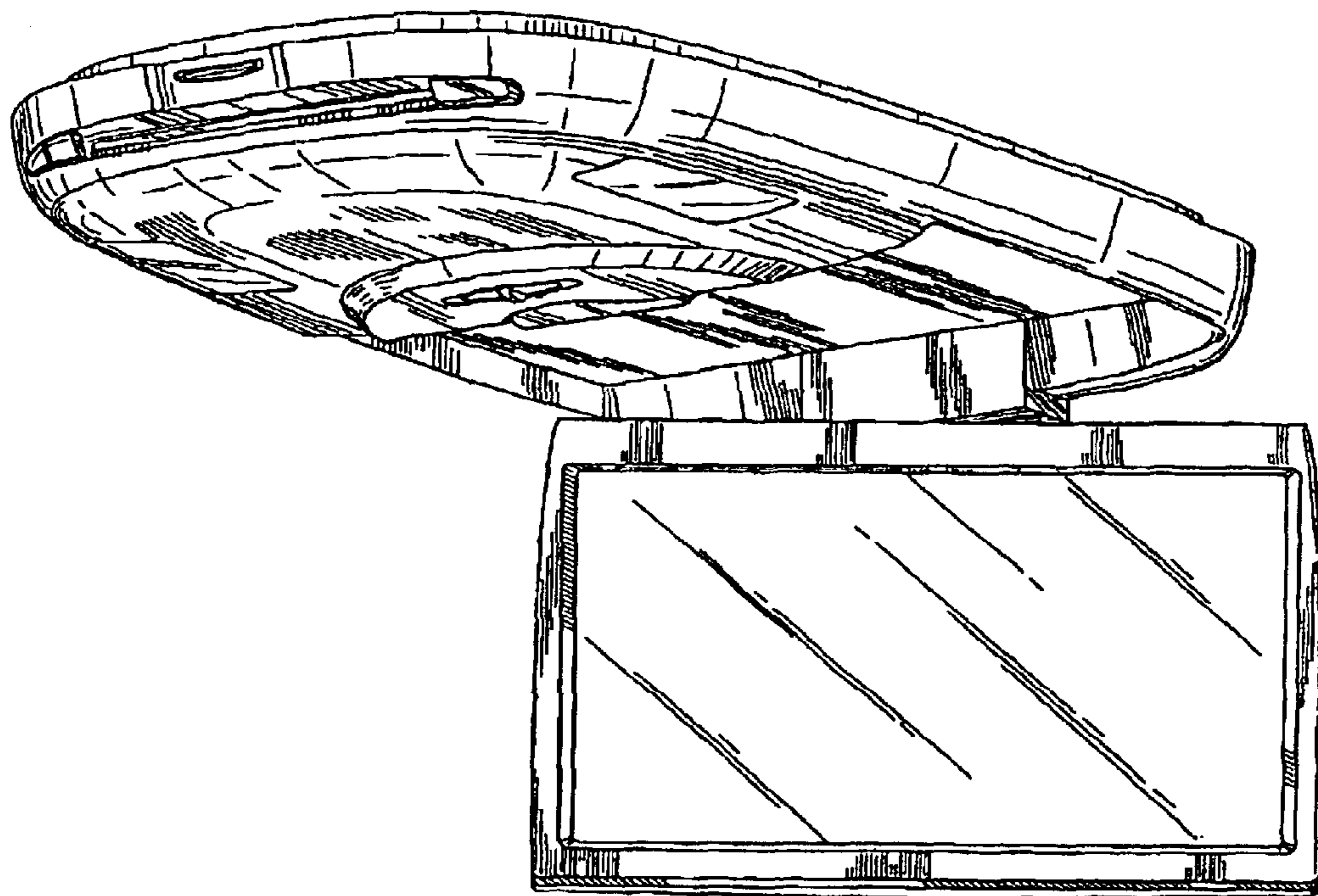


FIG 8