

US00D508892S

(12) **United States Design Patent**  
**Schlieffers et al.**

(10) **Patent No.:** **US D508,892 S**

(45) **Date of Patent:** **\*\* Aug. 30, 2005**

(54) **BATTERY**

(75) **Inventors:** **Jorg Schlieffers**, Streatley-on-Thames (GB); **Alistair Hamilton**, Stony Brook, NY (US); **Sudhir Bhatia**, Brooklyn, NY (US); **Katrika Woodcock**, Reading (GB); **Quintin Morris**, Reading (GB); **Richard Hanks**, Swansea, MA (US); **Robert Kowalski**, Commack, NY (US); **Lister Chen**, Taipei Hsien (TW); **Calvin Chen**, Taipei Hsien (TW)

(73) **Assignee:** **Symbol Technologies, Inc.**, Holtsville, NY (US)

(\*\*) **Term:** **14 Years**

(21) **Appl. No.:** **29/207,310**

(22) **Filed:** **Jun. 30, 2004**

(51) **LOC (8) Cl.** ..... **13-02**

(52) **U.S. Cl.** ..... **D13/103**

(58) **Field of Search** ..... D13/102-106,  
D13/110, 119, 184; 429/96-100, 163, 178

(56) **References Cited**

**U.S. PATENT DOCUMENTS**

D277,747 S \* 2/1985 Toth ..... D13/103  
D306,583 S \* 3/1990 Krolopp et al. .... D14/137

D328,733 S \* 8/1992 Seymour ..... D13/103  
D331,566 S \* 12/1992 Seymour ..... D13/103  
D358,127 S \* 5/1995 Berry ..... D13/103  
D362,424 S \* 9/1995 Sumita et al. .... D13/103  
D402,954 S \* 12/1998 Waldner ..... D13/103  
D413,857 S \* 9/1999 Peterzell et al. .... D13/103  
D417,188 S \* 11/1999 Maeyama ..... D13/103  
D422,263 S \* 4/2000 Waldner ..... D13/103  
D432,982 S \* 10/2000 Miyashita ..... D13/103  
D456,001 S \* 4/2002 Arbisi et al. .... D13/103

\* cited by examiner

*Primary Examiner*—Alan P. Douglas

*Assistant Examiner*—Rosemary Tarca

(74) *Attorney, Agent, or Firm*—Amin & Turocy, LLP


(57) **CLAIM**

The ornamental design for a battery, as shown and described.

**DESCRIPTION**

FIG. 1 is a perspective view of the front, top, and right side of a battery showing our new design; FIG. 2 is a right side view thereof; FIG. 3 is a left side view thereof; FIG. 4 is a top view thereof; FIG. 5 is a bottom view thereof; FIG. 6 is a back view thereof; and, FIG. 7 is a front view thereof.

**1 Claim, 2 Drawing Sheets**



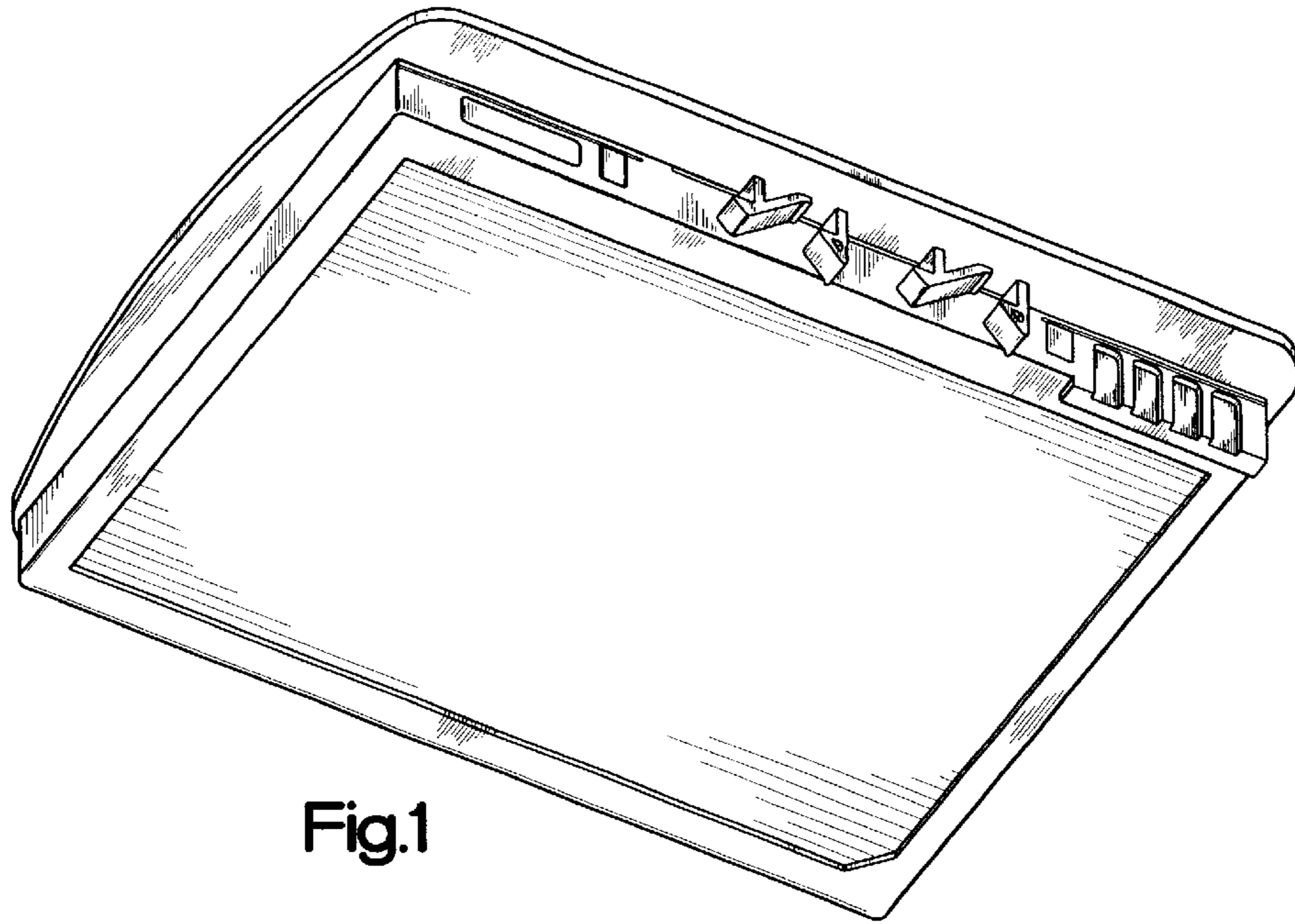


Fig.1

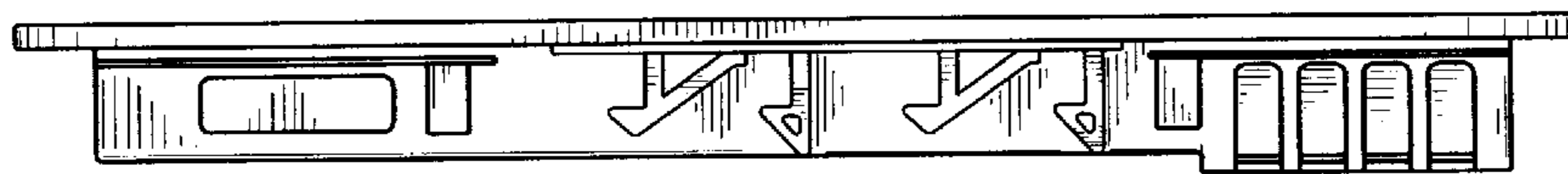


Fig.2

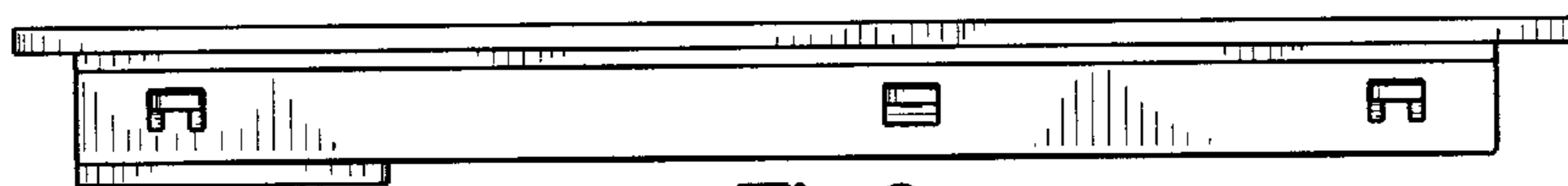


Fig.3

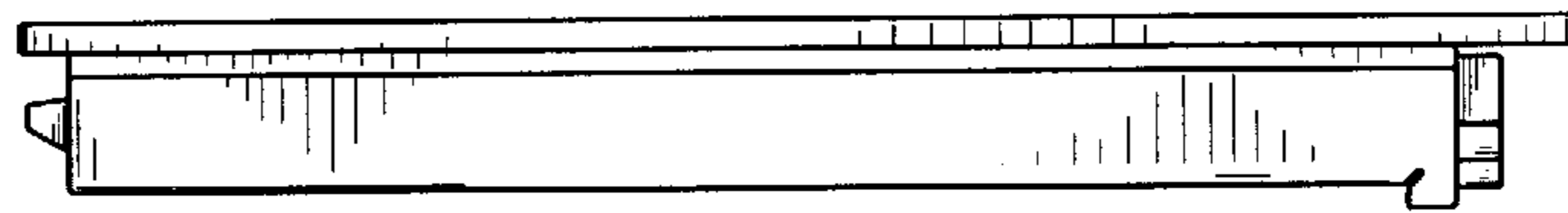


Fig.4

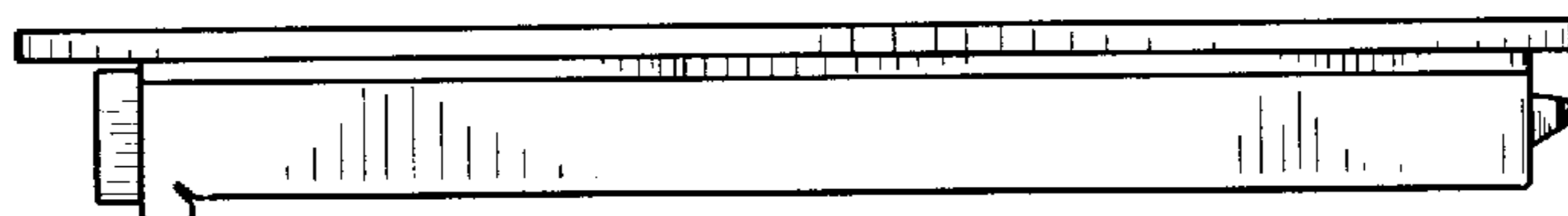


Fig.5

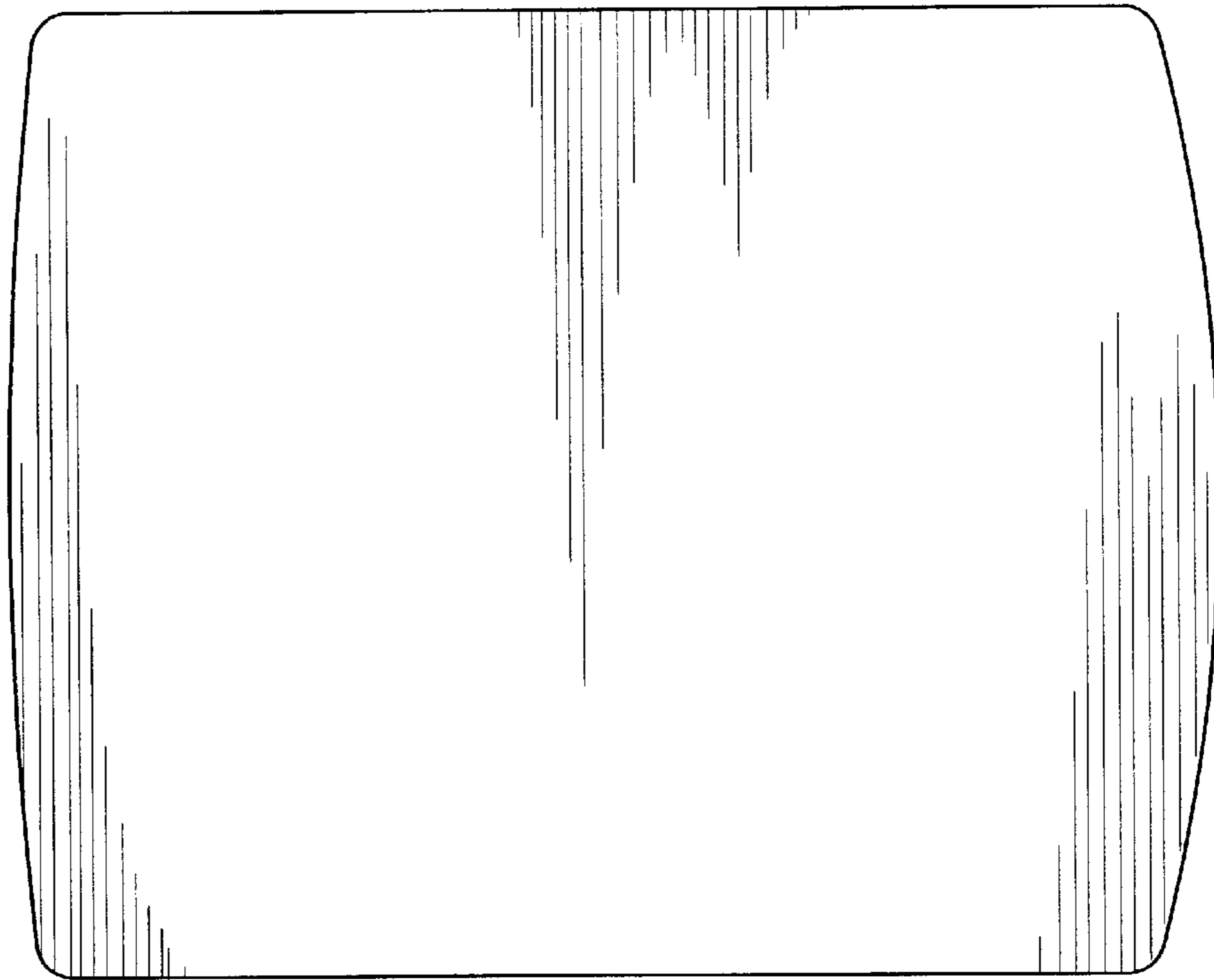


Fig.6

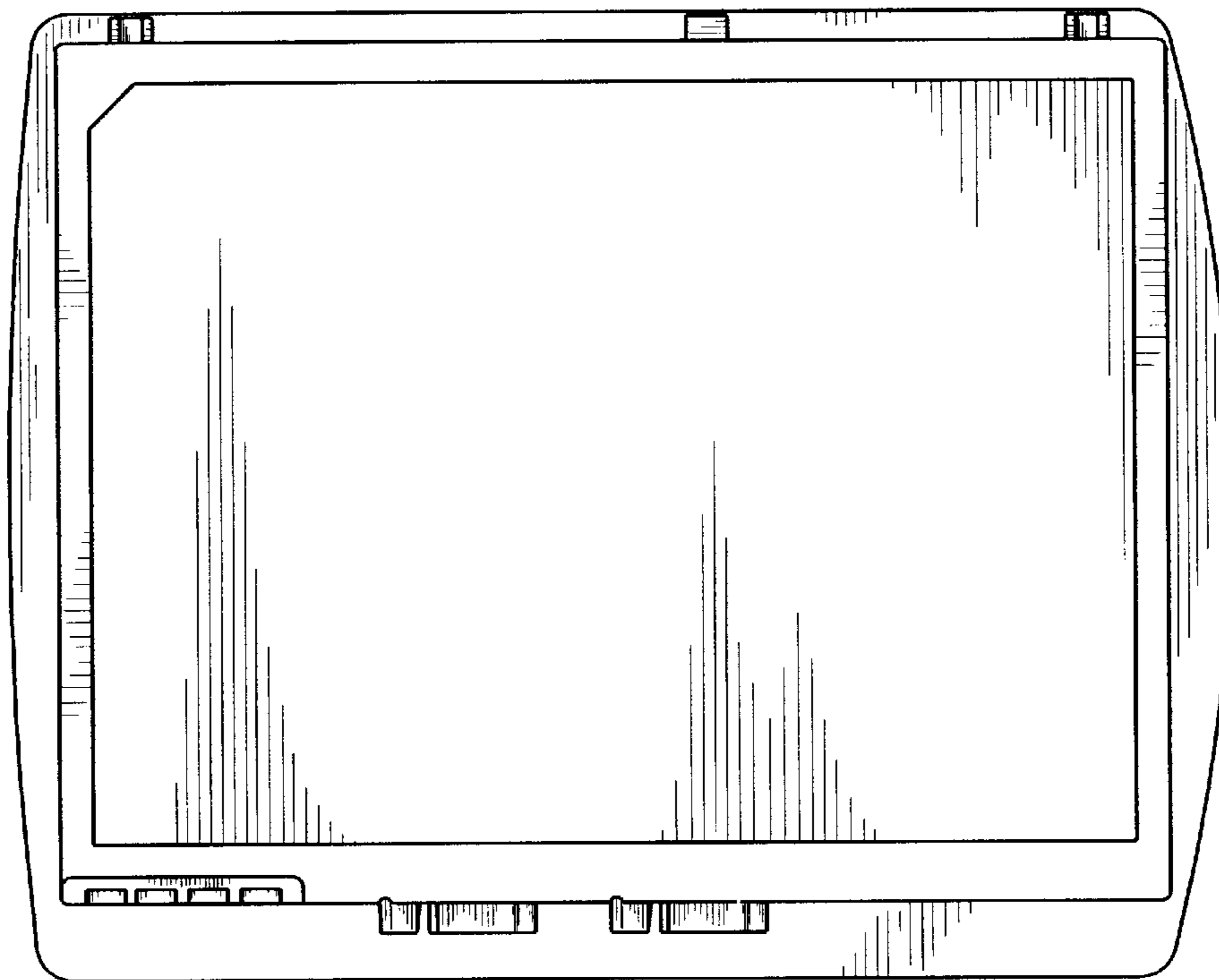


Fig.7