

US00D508881S

(12) **United States Design Patent**
Corbit

(10) **Patent No.:** **US D508,881 S**

(45) **Date of Patent:** **** Aug. 30, 2005**

(54) **TIRE TREAD**

(76) **Inventor:** **Charles B. Corbit**, 8801 Wallisville Rd., Suite D, Houston, TX (US) 77029

(**) **Term:** **14 Years**

(21) **Appl. No.:** **29/199,429**

(22) **Filed:** **Feb. 13, 2004**

Related U.S. Application Data

(63) Continuation-in-part of application No. 29/162,076, filed on Jun. 10, 2002, now abandoned.

(51) **LOC (8) Cl.** **12-15**

(52) **U.S. Cl.** **D12/179; D12/900**

(58) **Field of Search** **D12/546, 551-556, D12/563-565, 567, 579, 581, 586-590, 593-4, 599-603, 900; 152/209.1-209.28**

(56) **References Cited**

PUBLICATIONS

Hallmark Trail Mark Radial DT Tire, 2000 Tread Deesign Guide, Jan. 2000, p. 93. 2/5.*

Hercules Super Traction Tread Tire, 2000 Tread Deesign Guide, Jan. 2000, P.*

Dynastar Industrial Lug PLT328 Tire, 2000 Tread Deesign Guide, Jan. 2000, p. 161. 3/5.*

Federal Power Fork 817 Tire, 2000 Tread Deesign Guide, Jan. 2000, p. 162. 1/4.*

Mitas FL-01 (Forklift) Tire, 2000 Tread Deesign Guide, Jan. 2000, p. 170. 4/1.*

Goodyear RDA 22 Tire, 2000 Tread Deesign Guide, Jan. 2000, p. 224. 1/3.*

Powermaster HD Forklift Tire Illustration, Tire Review Magazine, Jan. 2001, p. 53.*

Titan Premium Wide Trac Tire, 2000 Tread Deesign Guide, Jan. 2000, p. 172. 1/2.*

* cited by examiner

Primary Examiner—Robert M. Spear

(74) *Attorney, Agent, or Firm*—Harrison & Egbert

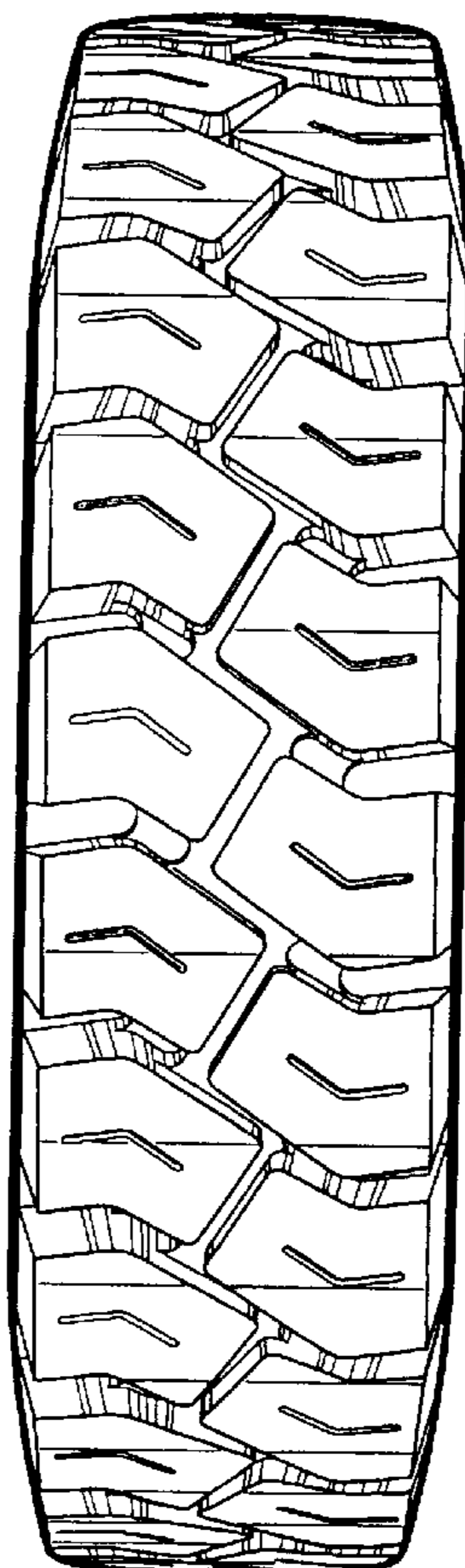
(57) **CLAIM**

I claim the ornamental design for a tire tread, as shown and described.

DESCRIPTION

FIG. 1 is a side plan view of a tire tread showing my design; FIG. 2 is an end view thereof; and, FIG. 3 is a top close-up view thereof.

1 Claim, 2 Drawing Sheets



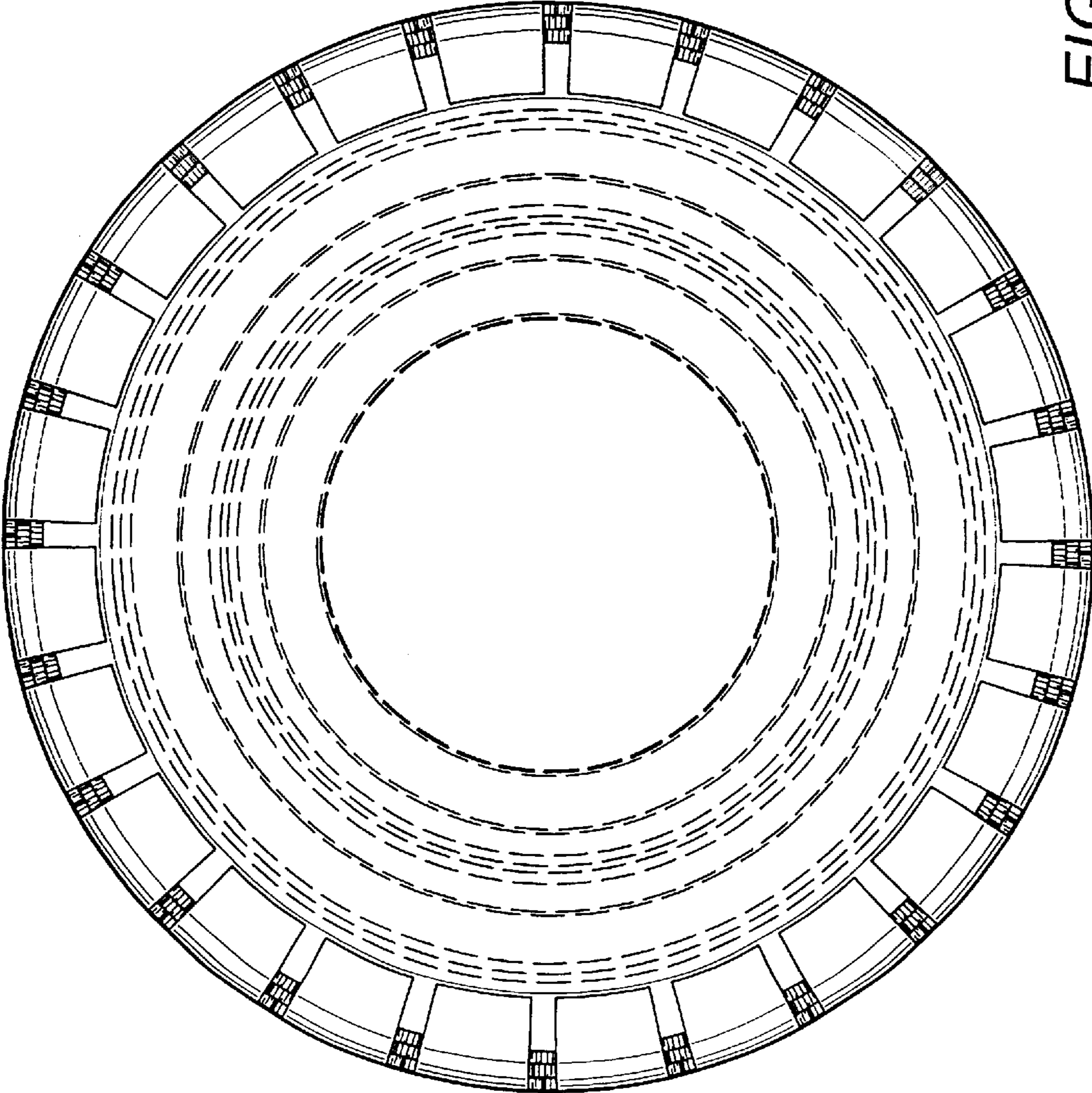


FIG. 1

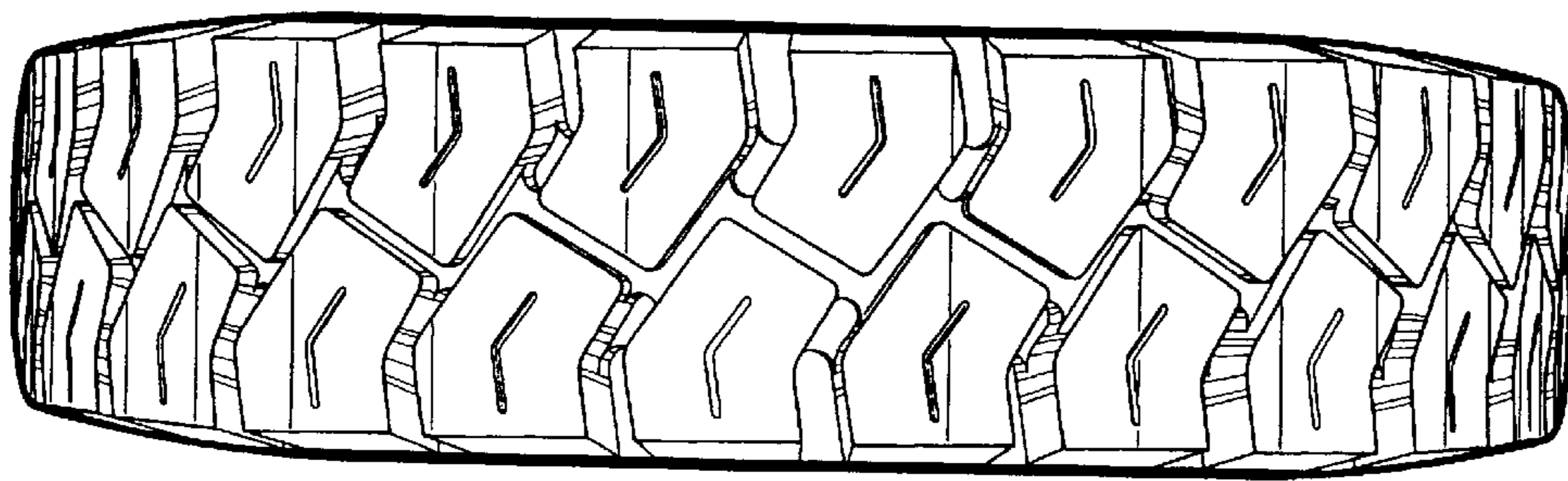


FIG. 2

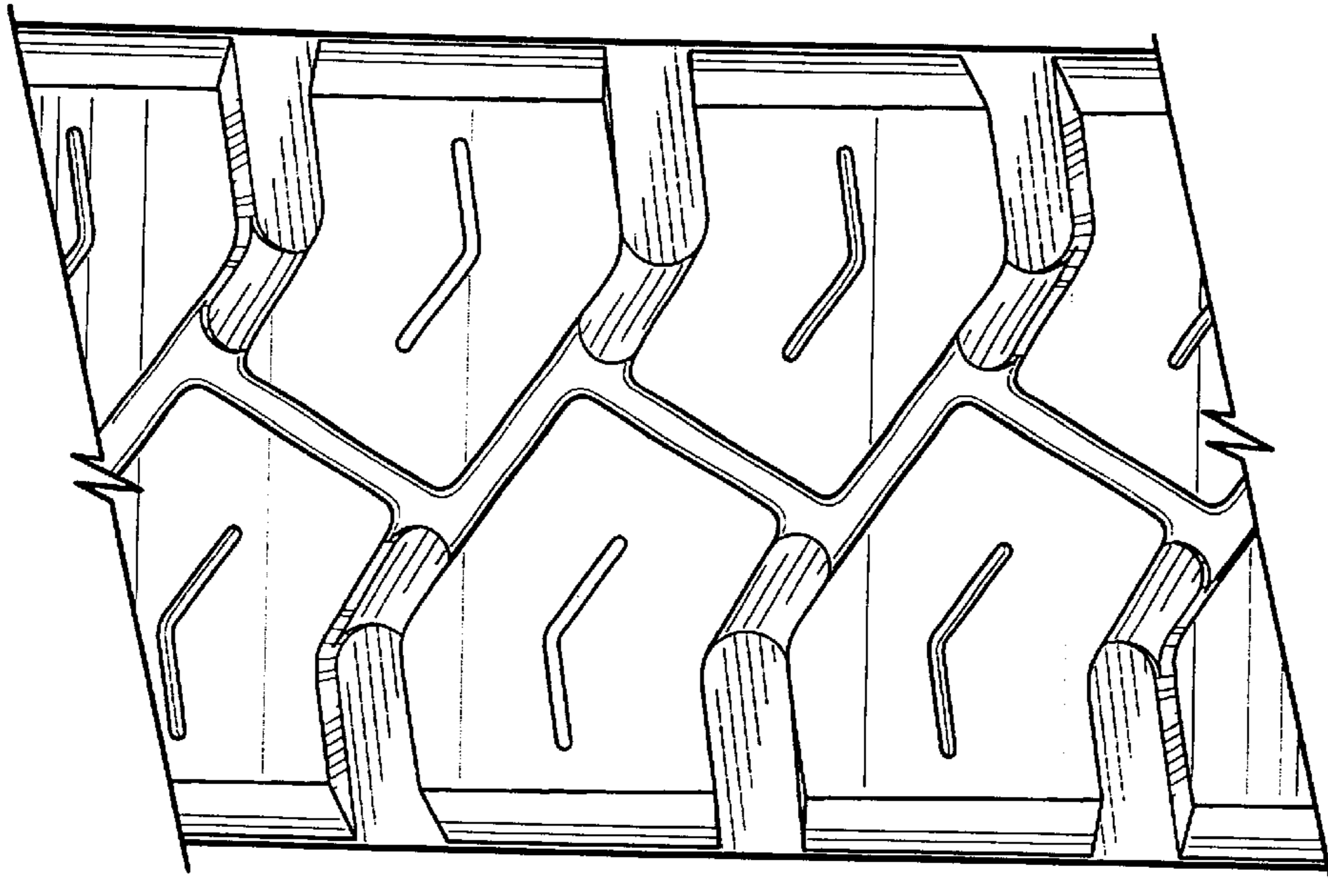


FIG. 3