

US00D508877S

(12) **United States Design Patent**
Minami

(10) **Patent No.:** **US D508,877 S**
(45) **Date of Patent:** **** Aug. 30, 2005**

(54) **AUTOMOBILE**

(75) **Inventor:** **Toshinobu Minami**, Saitama (JP)
(73) **Assignee:** **Honda Motor Co., Ltd.**, Tokyo (JP)
(**) **Term:** **14 Years**

(21) **Appl. No.:** **29/213,749**
(22) **Filed:** **Sep. 23, 2004**

(30) **Foreign Application Priority Data**
Mar. 31, 2004 (JP) 2004-009800
(51) **LOC (8) Cl.** **12-08**
(52) **U.S. Cl.** **D12/92**
(58) **Field of Search** D12/90-92, 86,
D12/88; D21/424, 433; 296/185

(56) **References Cited**
U.S. PATENT DOCUMENTS

D473,491 S	*	4/2003	Tanabe et al.	D12/92
D474,424 S	*	5/2003	Tachibana et al.	D12/92
D476,602 S	*	7/2003	Yanada et al.	D12/92
D486,423 S	*	2/2004	Ikeda et al.	D12/92
D489,646 S	*	5/2004	Akiyama et al.	D12/92
D500,710 S	*	1/2005	Saito et al.	D12/92

FOREIGN PATENT DOCUMENTS

JP	844540-1	11/1996
JP	900190-2	1/2000
JP	1161663	12/2002

* cited by examiner

Primary Examiner—Melody N. Brown
(74) *Attorney, Agent, or Firm*—Westerman, Hattori,
Daniels & Adrian, LLP

(57) **CLAIM**

The ornamental design for an automobile, as shown and described.

DESCRIPTION

FIG. 1 is a front elevation view of an automobile, showing our new design;
FIG. 2 is a rear elevation view thereof;
FIG. 3 is a top plan view thereof;
FIG. 4 is a right side elevation view thereof;
FIG. 5 is a left side elevation view thereof;
FIG. 6 is a perspective view thereof; and,
FIG. 7 is another perspective view thereof.

1 Claim, 6 Drawing Sheets




FIG. 1




FIG. 2




FIG. 3

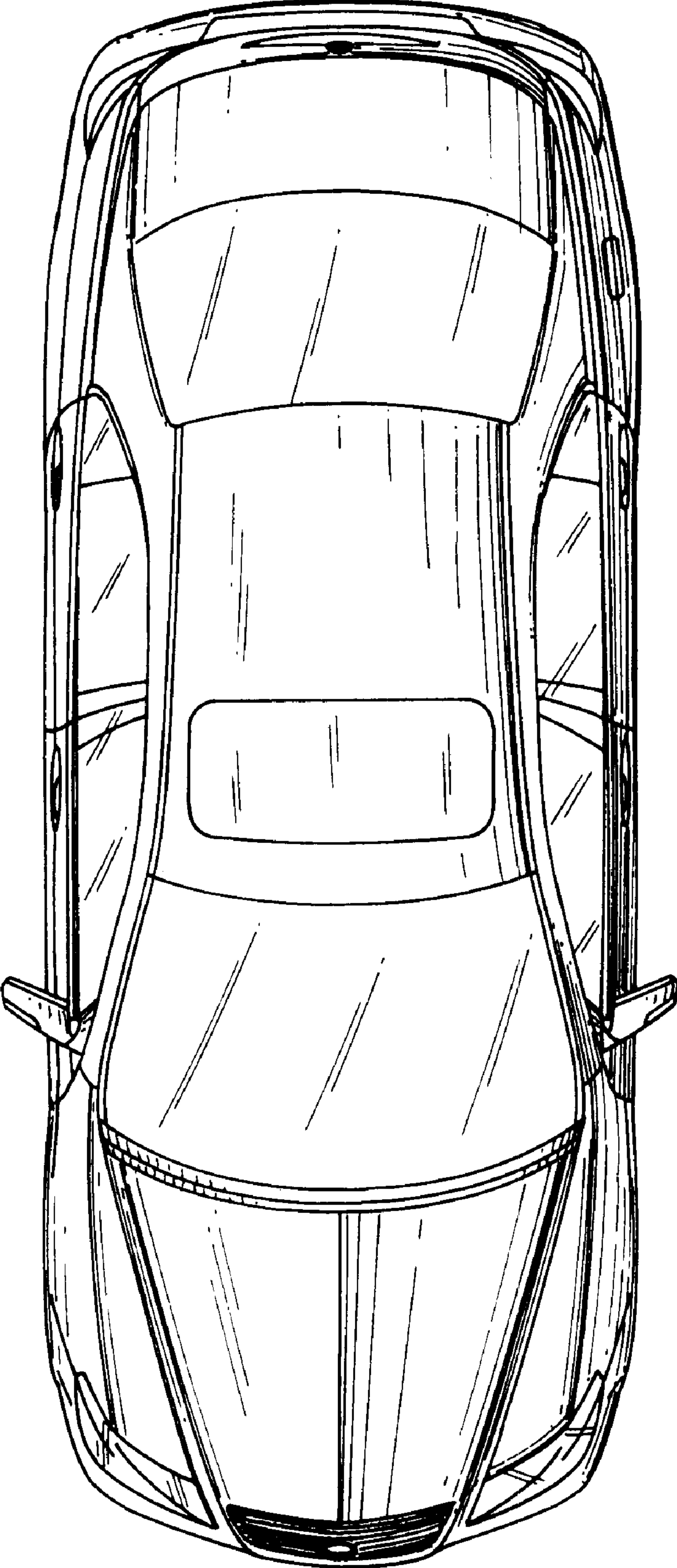


FIG. 4

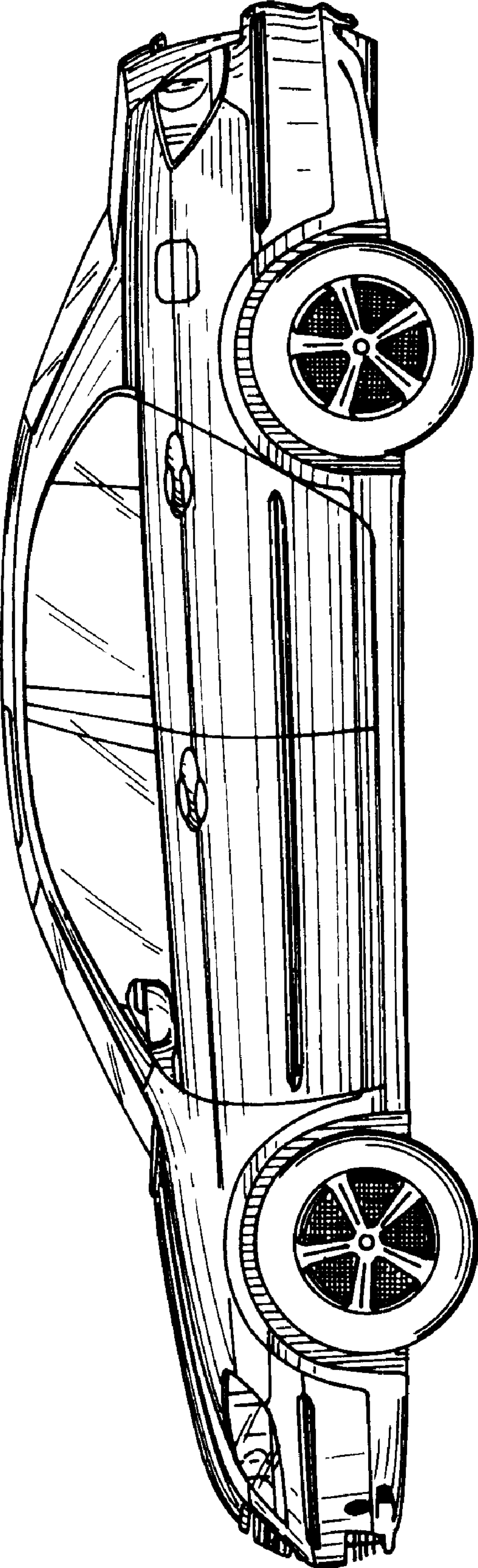


FIG. 5

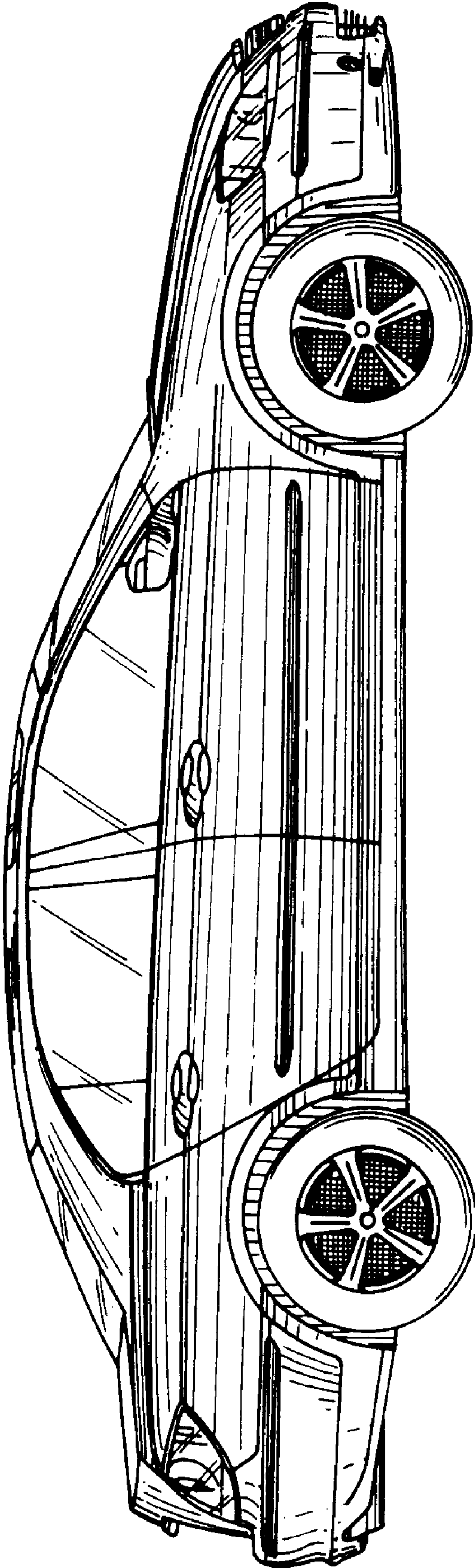


FIG. 6

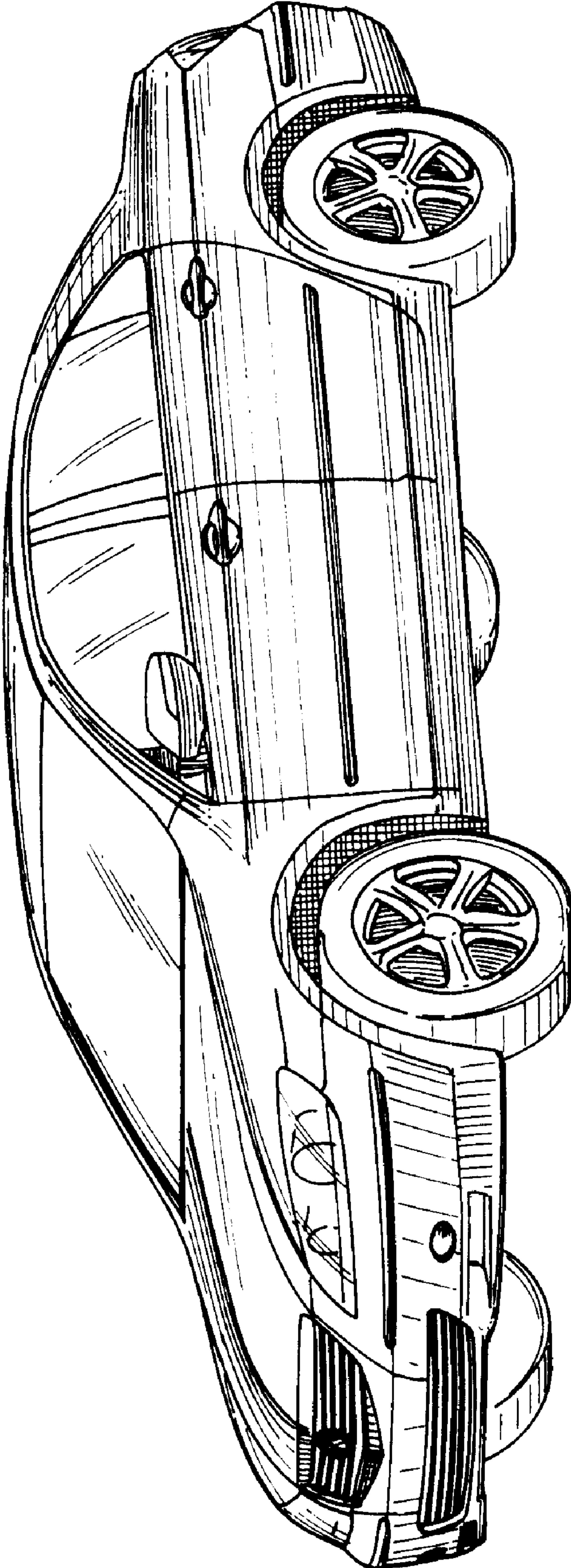


FIG. 7

