

US00D508866S

(12) **United States Design Patent**
Shin

(10) **Patent No.:** **US D508,866 S**

(45) **Date of Patent:** **** Aug. 30, 2005**

(54) **RING**

(75) **Inventor:** **Youn Hee Shin**, Flushing, NY (US)

(73) **Assignee:** **Sandberg & Sikorski Diamond Corp.**,
New York, NY (US)

(**) **Term:** **14 Years**

(21) **Appl. No.:** **29/195,997**

(22) **Filed:** **Dec. 18, 2003**

(51) **LOC (8) Cl.** **11-01**

(52) **U.S. Cl.** **D11/34**

(58) **Field of Search** D11/26-39, 3-4,
D11/89-92; 63/5.7-15.8, 15.9, 26, 27-28,
3; 606/204

(56) **References Cited**

U.S. PATENT DOCUMENTS

D36,484 S	*	8/1903	North	D11/36
D132,895 S	*	6/1942	Greene	D11/36
D149,097 S	*	3/1948	Sorrentino	D11/34
D189,758 S	*	2/1961	Gibeault	D11/36

D199,500 S	*	11/1964	Hazelquist	D11/36
3,433,032 A	*	3/1969	Dennen	63/15.65
D405,384 S	*	2/1999	Dickhaut	D11/26
D420,936 S	*	2/2000	Murray	D11/92
D421,404 S	*	3/2000	Canale	D11/26
D452,183 S	*	12/2001	Pinto	D11/91
D460,714 S	*	7/2002	Steinberg	D11/91
D466,040 S	*	11/2002	Turner	D11/35

* cited by examiner

Primary Examiner—Cathy Anne MacCormac

(74) *Attorney, Agent, or Firm*—Jeffrey M. Kaden; Gottlieb,
Rackman & Reisman, P.C.

(57) **CLAIM**

The ornamental design for a ring, as shown and described.

DESCRIPTION

FIG. 1 is a front elevational view of a ring;

FIG. 2 is a top plan view of thereof; and,

FIG. 3 is a side elevational view thereof.

The broken lines are for illustrative purposes only and form
no part of the claimed design.

1 Claim, 1 Drawing Sheet






FIG. 1


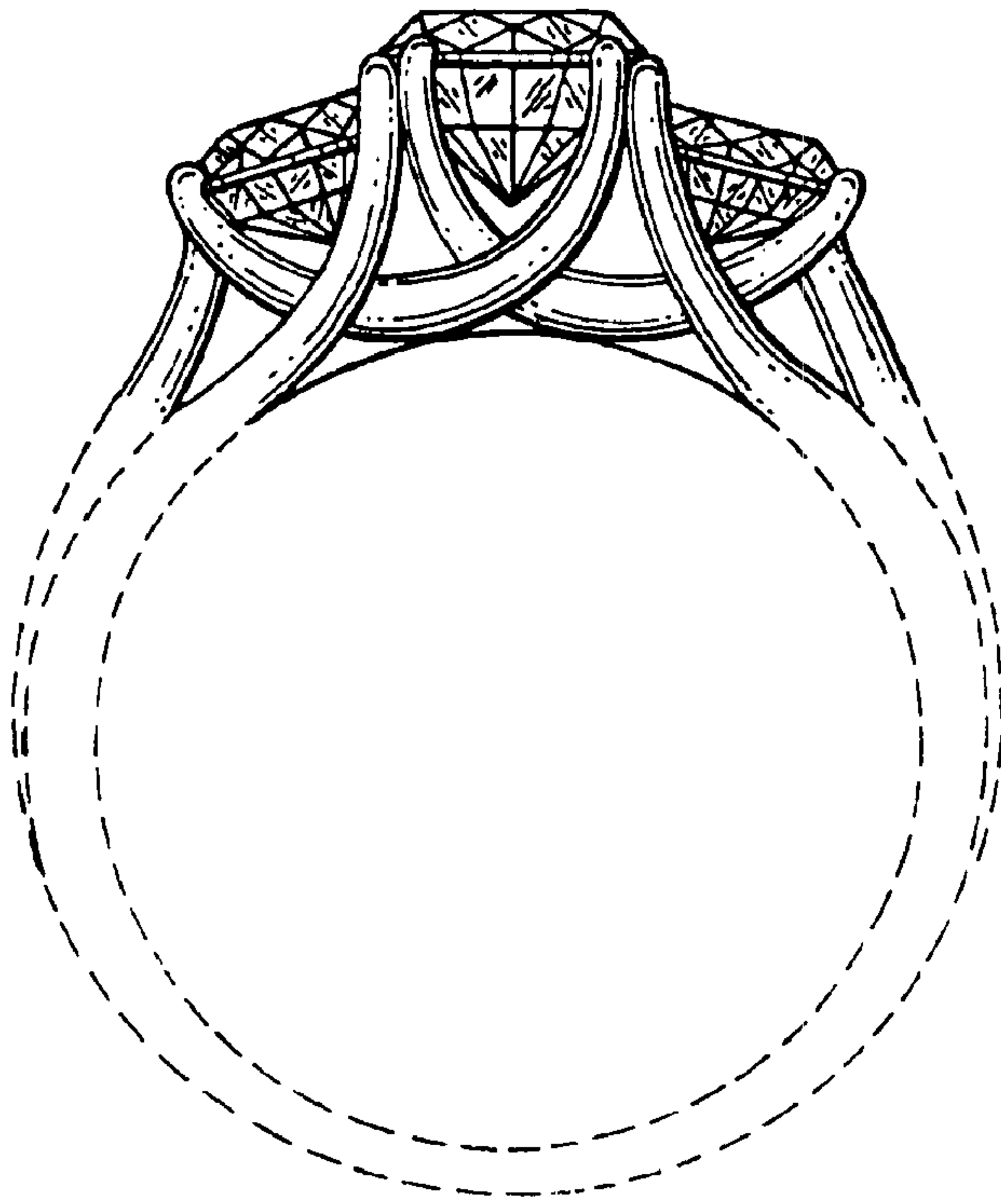


FIG. 3

FIG. 2

