

US00D508865S

(12) **United States Design Patent**
Madauss et al.

(10) **Patent No.:** **US D508,865 S**
(45) **Date of Patent:** **** Aug. 30, 2005**

(54) **BRACELET**

(76) Inventors: **Mary Ann Madauss**, 1630 Griffith Ave., Owensboro, KY (US) 42301;
Cynthia Page Crall, 3336 Bryant Ct., Owensboro, KY (US) 42303

(**) Term: **14 Years**

(21) Appl. No.: **29/179,259**

(22) Filed: **Apr. 8, 2003**

(51) **LOC (8) Cl.** **11-01**

(52) **U.S. Cl.** **D11/3; D11/6; D11/11**

(58) **Field of Search** D11/1-15, 18-20,
D11/22-25, 93; 63/3, 3.1, 4, 5.1, 9, 11,
21, 38; 59/2, 78, 79.1, 79.3, 80-84

(56) **References Cited**

U.S. PATENT DOCUMENTS

363,885 A * 5/1887 Brown 63/38
D60,377 S * 2/1922 Sabbath D11/11
1,448,465 A * 3/1923 Sherman 63/3
D171,268 S * 1/1954 Sand D11/24

2,681,545 A * 6/1954 Hall 59/80
D383,995 S * 9/1997 Bulgari D11/6
D388,729 S * 1/1998 Bulgari D11/11
D391,884 S * 3/1998 Bulgari D11/6
D446,147 S * 8/2001 Cevallos D11/5

* cited by examiner

Primary Examiner—Cathy Anne MacCormac

Assistant Examiner—Melanie Levy

(74) *Attorney, Agent, or Firm*—Cook, Alex, McFarron, Manzo, Cummings & Mehler, Ltd.

(57) **CLAIM**

The ornamental design for a bracelet, as shown and described.

DESCRIPTION

FIG. 1. is a perspective view of a bracelet showing the new design;

FIG. 2. is an elevational view thereof; and,

FIG. 3. is a bottom plan view thereof.

The broken lines are for illustrative purposes only, and form no part of the claimed design.

1 Claim, 1 Drawing Sheet

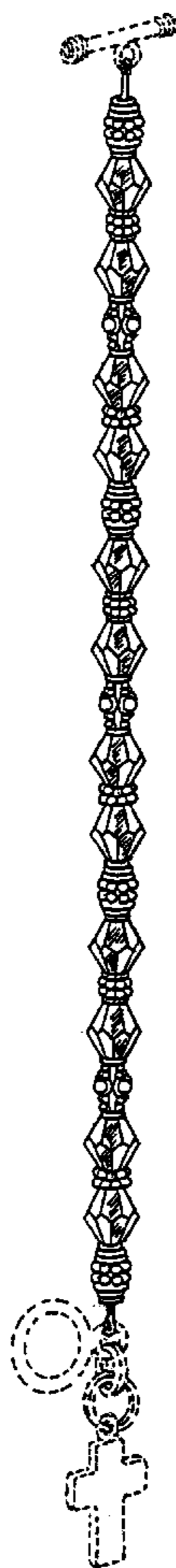


FIG.1

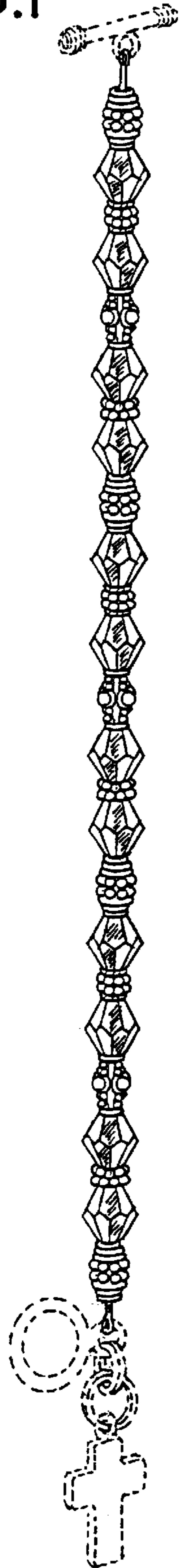


FIG.2




FIG.3

