



US00D508863S

(12) **United States Design Patent** (10) **Patent No.:** **US D508,863 S**
Wallenberg (45) **Date of Patent:** **** Aug. 30, 2005**

(54) **CAR ALARM KEY CHAIN**

(76) Inventor: **Amy Wallenberg**, 1714 N. 78th Ave., Elmwood Park, IL (US) 60707

(**) Term: **14 Years**

(21) Appl. No.: **29/205,919**

(22) Filed: **May 24, 2004**

(51) **LOC (8) Cl.** **10-05**

(52) **U.S. Cl.** **D10/106**

(58) **Field of Search** D14/496, 240, D14/218, 167; D13/168; D10/78, 106, 104; 340/426.22, 937; 348/734; 455/352, 353, 354, 355

(56) **References Cited**

U.S. PATENT DOCUMENTS

D271,089 S	*	10/1983	Mallory	D10/121
D273,786 S	*	5/1984	Owerko	D14/155
D309,890 S	*	8/1990	Cheng	D13/168
D333,635 S	*	3/1993	Issa	D10/106
D340,000 S	*	10/1993	Issa	D10/106
D347,190 S	*	5/1994	Issa	D10/106
D357,639 S	*	4/1995	Flick	D10/104
D357,919 S	*	5/1995	Tsui	D14/218
D358,785 S	*	5/1995	Flick	D10/104
D361,535 S	*	8/1995	Levenberg	D10/106
5,448,218 A		9/1995	Espinosa		
D377,320 S	*	1/1997	McGuire	D10/104
D389,763 S	*	1/1998	Merritt, III	D10/106
5,739,748 A		4/1998	Flick		
D401,565 S	*	11/1998	Smith et al.	D13/168
D419,474 S	*	1/2000	Issa et al.	D10/104

D421,018 S	*	2/2000	Ashkenazi	D14/240
6,028,506 A		2/2000	Xiao		
6,028,507 A		2/2000	Banks et al.		
D433,645 S		11/2000	Hanson		
D443,543 S		6/2001	Jost		
D462,333 S	*	9/2002	Novak	D13/168
D468,274 S	*	1/2003	Novak	D13/168
D483,683 S	*	12/2003	Brown et al.	D10/106
D494,144 S	*	8/2004	Guzman et al.	D13/168
D495,483 S	*	9/2004	Vickers et al.	D3/208

OTHER PUBLICATIONS

J. C. Whitney Everything Automotive Catalog; Product Name: Add-On Paging System.

* cited by examiner

Primary Examiner—Joel A. Sincavage

Assistant Examiner—Austin Murphy


(57) **CLAIM**

The ornamental design for a car alarm key chain, as shown and described.

DESCRIPTION

FIG. 1 is a front elevational view of a car alarm key chain showing my new design; FIG. 2 is a rear elevational view thereof; FIG. 3 is a side elevational view thereof; FIG. 4 is a top plan view thereof; and, FIG. 5 is a bottom plan view thereof. The broken line showings in FIGS. 1 and 2 form no part of the claimed design.

1 Claim, 2 Drawing Sheets






FIG. 1



FIG. 2




FIG. 4




FIG. 5

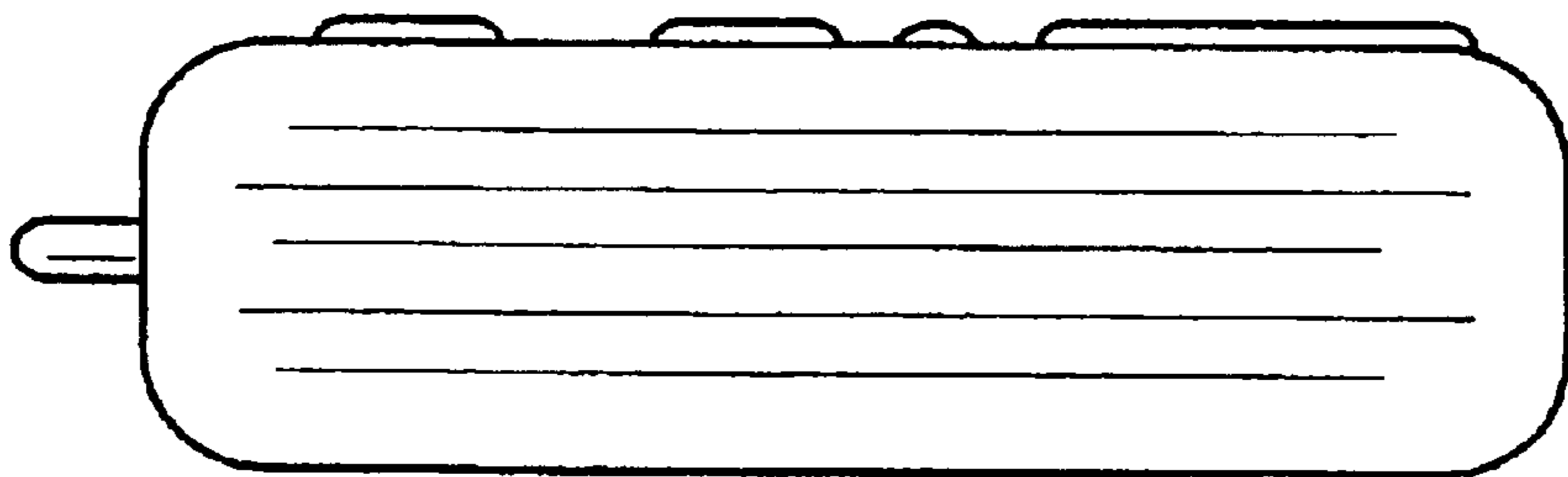


FIG. 3