

US00D508852S

(12) **United States Design Patent**
Arminak

(10) **Patent No.:** **US D508,852 S**

(45) **Date of Patent:** **** Aug. 30, 2005**

(54) **SHROUD**

(75) **Inventor:** **Armin Arminak, Pasadena, CA (US)**

(73) **Assignee:** **Arminak & Associates, Inc., Duarte, CA (US)**

(**) **Term:** **14 Years**

(21) **Appl. No.:** **29/218,005**

(22) **Filed:** **Nov. 24, 2004**

(51) **LOC (8) Cl. 09-07**

(52) **U.S. Cl. D9/448**

(58) **Field of Search** D9/440, 434, 447-448;
D23/213, 226, 227; 222/153.1-153.14,
383.1-385

(56) **References Cited**

U.S. PATENT DOCUMENTS

3,061,202 A	*	10/1962	Tyler	222/383.1
3,463,093 A		8/1969	Pfeiffer et al.	417/547
3,774,849 A		11/1973	Boris	239/338
3,843,030 A		10/1974	Micallef	239/478
3,967,765 A		7/1976	Micallef	239/478
D243,180 S		1/1977	Federico et al.	D23/213
4,191,313 A		3/1980	Blake et al.	222/341
D256,946 S		9/1980	Campbell	D23/225
4,225,060 A		9/1980	Kutik et al.	222/189
4,234,128 A		11/1980	Quinn et al.	239/478
4,317,531 A		3/1982	Saito et al.	222/321
4,361,256 A		11/1982	Corsette	223/568
4,365,751 A		12/1982	Saito et al.	239/333
4,402,432 A		9/1983	Corsette	223/568
D275,078 S		8/1984	Wassergord et al.	D9/300
4,489,861 A		12/1984	Saito et al.	222/207
4,489,890 A		12/1984	Martin	239/333
D277,978 S		3/1985	Bundschuh	D23/17
4,516,695 A		5/1985	Garneau	239/478
4,618,076 A		10/1986	Silvenis	222/383
4,618,077 A		10/1986	Corsette	239/383
4,624,413 A		11/1986	Corsette	239/333
4,669,664 A		6/1987	Garneau	239/333
4,674,659 A		6/1987	Micallef	417/498
D293,707 S	*	1/1988	Tada	D23/226

4,819,835 A		4/1989	Tasaki	222/383
5,062,549 A		11/1991	Smith et al.	222/377
D326,707 S		6/1992	Silvenis et al.	D23/226
D327,222 S		6/1992	Fuchs	D9/435
D332,652 S		1/1993	Foster et al.	D23/226
5,192,007 A		3/1993	Blomquist	239/333
D342,899 S		1/1994	Battegazzore	D9/448
D352,546 S		11/1994	Silvenis et al.	D9/448
D354,226 S		1/1995	Foster et al.	D9/448
D357,408 S		4/1995	Silvenis et al.	D9/300
D358,198 S		5/1995	Wadsworth	D23/226
D366,692 S		1/1996	Wadsworth	D9/448
D377,602 S	*	1/1997	Wadsworth	D9/448
D381,581 S	*	7/1997	Wadsworth	D9/448
5,706,984 A	*	1/1998	Tada et al.	222/383.1
D400,102 S	*	10/1998	Tada	D9/448
5,839,620 A		11/1998	Battegazzore	222/382
D409,915 S	*	5/1999	Durliat et al.	D9/448
D409,917 S	*	5/1999	Wadsworth et al.	D9/448
D409,918 S	*	5/1999	Wadsworth et al.	D9/448
5,899,366 A		5/1999	Ellion	222/376
5,984,149 A		11/1999	Thanisch et al.	222/340
D419,875 S		2/2000	Wadsworth et al.	D9/448
D421,388 S		3/2000	Cummings	D9/448

(Continued)

Primary Examiner—Robert M. Spear
Assistant Examiner—Susan Bennett Hattan
(74) *Attorney, Agent, or Firm*—Daniel M. Cislo, Esq.; Cislo & Thomas, LLP

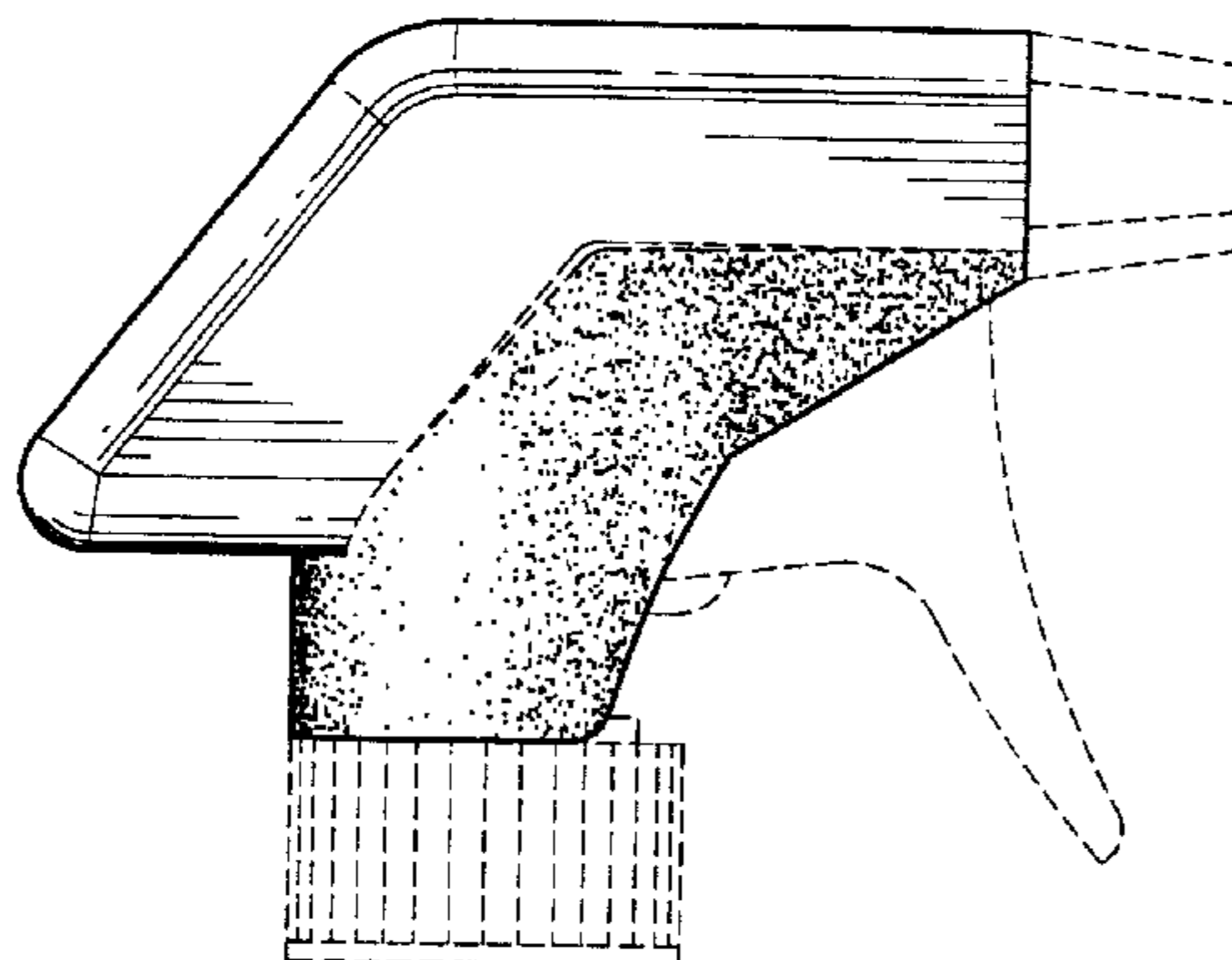
(57) **CLAIM**

The ornamental design for a shroud, as shown and described.

DESCRIPTION

FIG. 1 is a right side view of a shroud, the left side view being a mirror image thereof;
FIG. 2. Is a top view thereof;
FIG. 3. Is a bottom view thereof;
FIG. 4. Is a rear view thereof; and,
FIG. 5. Is a front view thereof.
The broken line portions of the disclosure are for illustrative purposes only and form no part of the claimed design.

1 Claim, 1 Drawing Sheet



US D508,852 S

Page 2

U.S. PATENT DOCUMENTS

D433,943 S	11/2000	Keung et al.	D9/448	6,332,562 B1 *	12/2001	Sweeton	222/383.1
D439,164 S	3/2001	Keung et al.	D9/448	D454,787 S	3/2002	Cummings	D9/448
D442,088 S	5/2001	Trepina et al.	D9/448	D456,262 S *	4/2002	Cummings	D9/448
D446,721 S	8/2001	Kimble et al.	D9/434	D494,866 S *	8/2004	Guala	D9/448
D447,415 S	9/2001	Spengler	D9/448	* cited by examiner			

FIG. 1

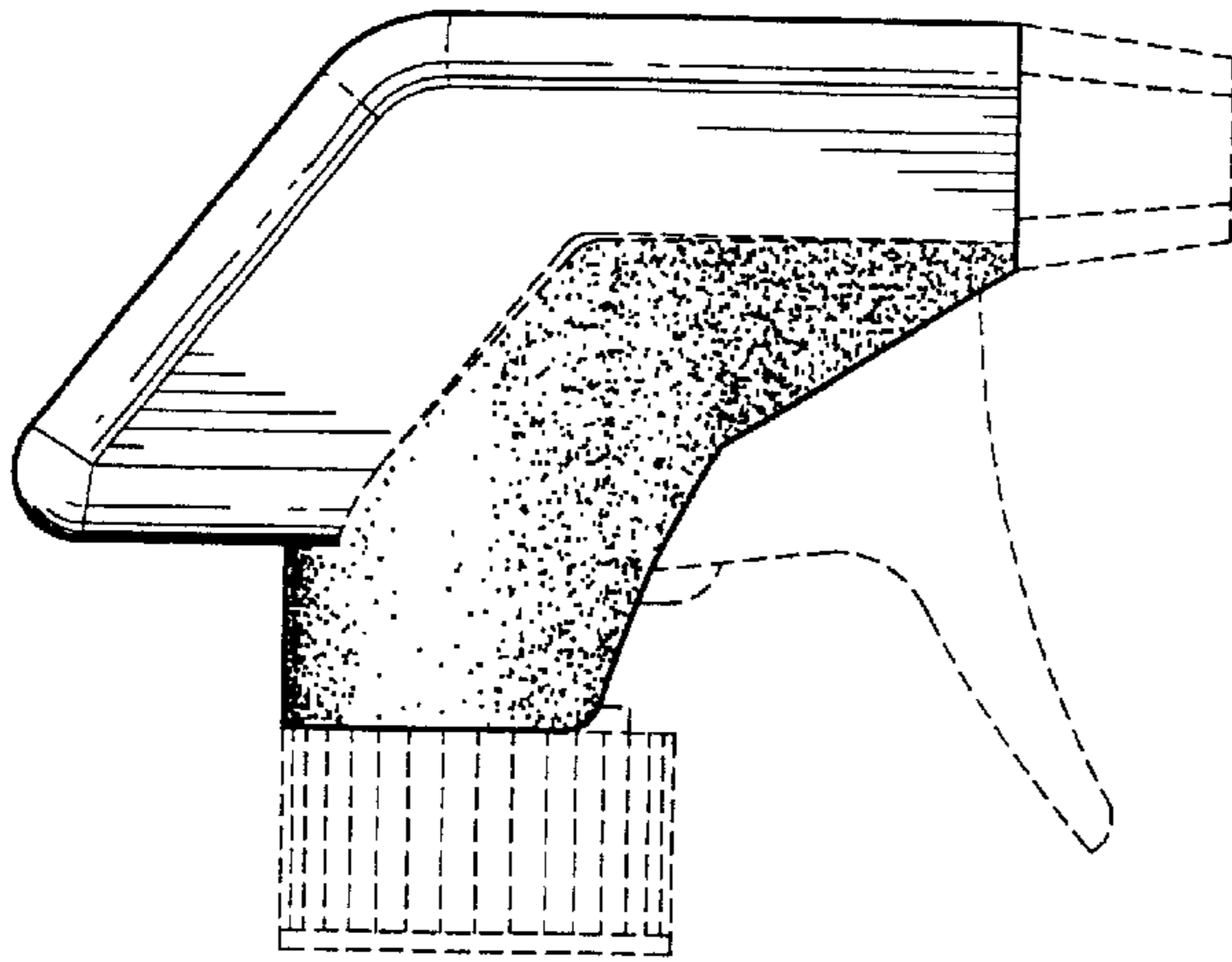


FIG. 2

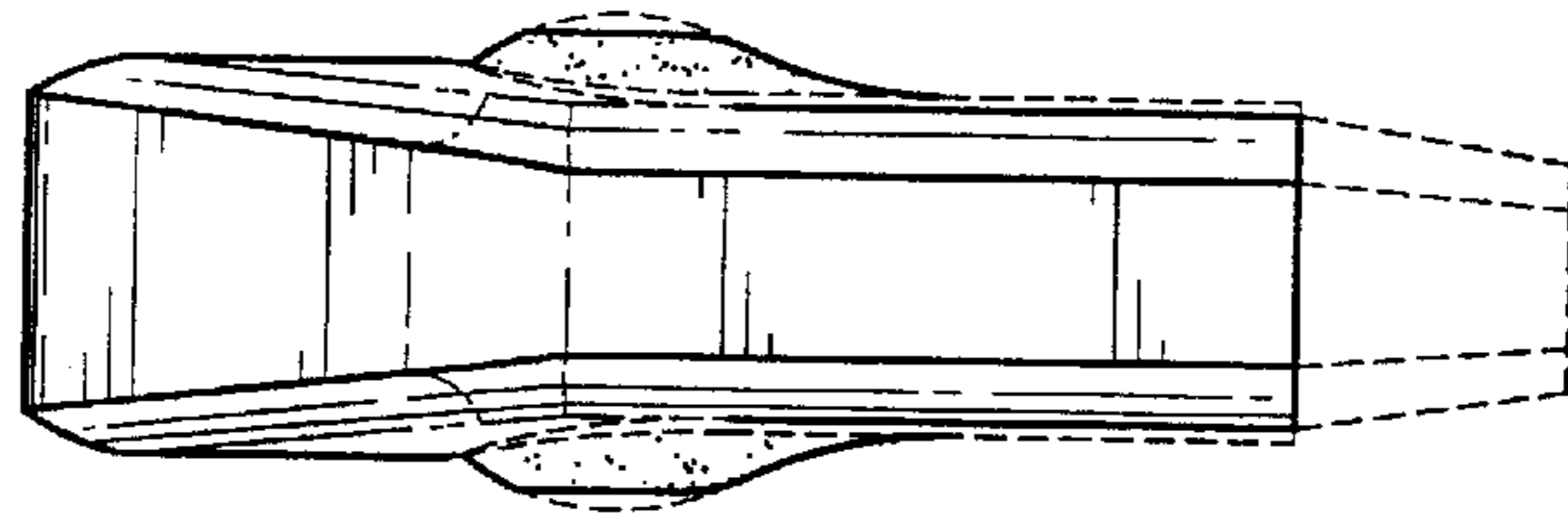


FIG. 3

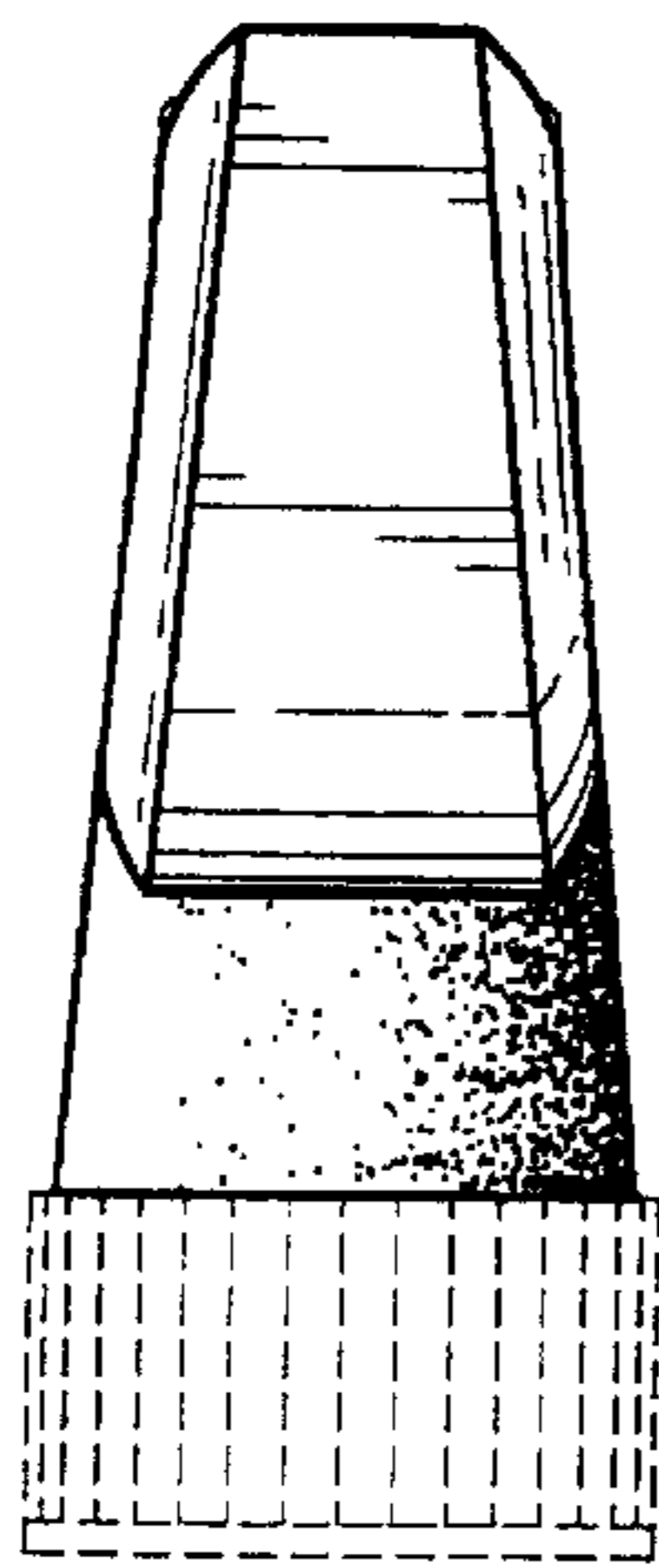
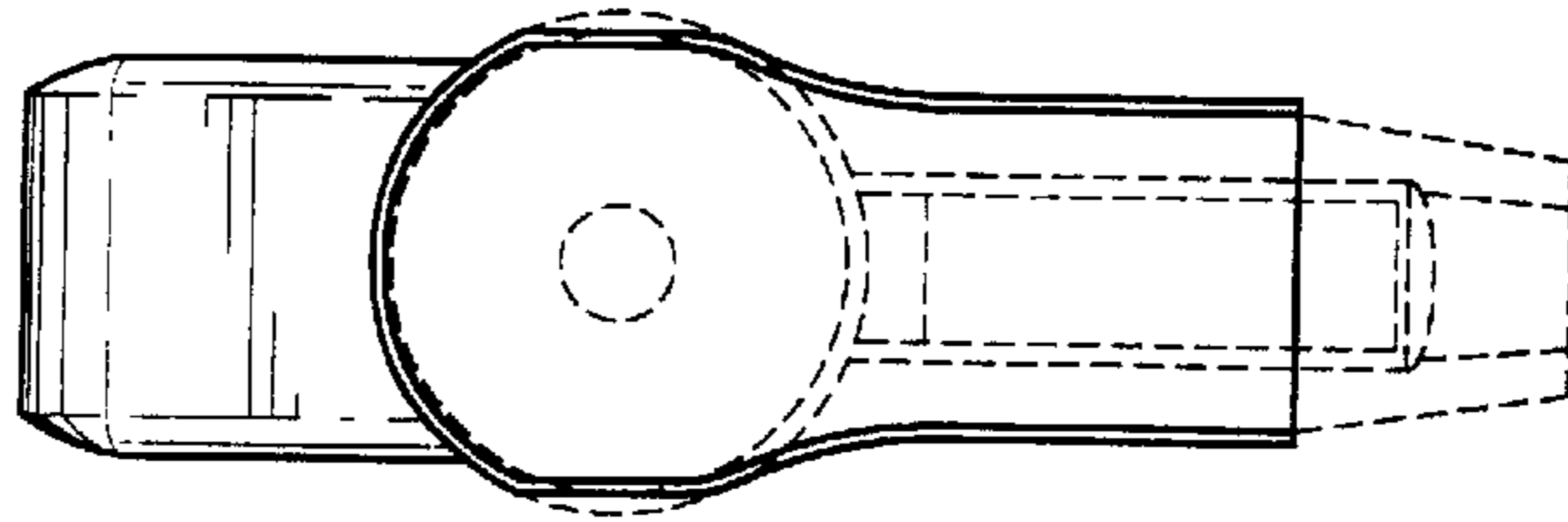


FIG. 4

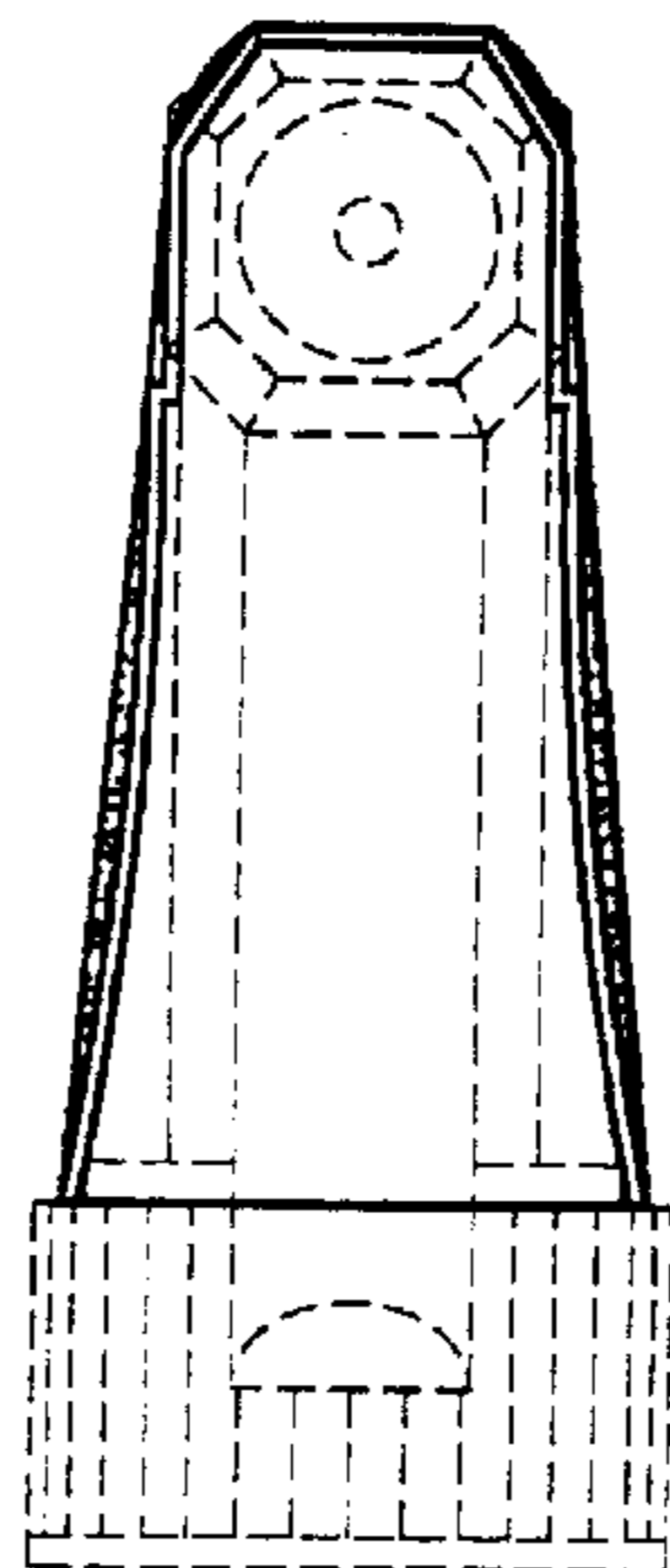


FIG. 5