

US00D508838S

(12) **United States Design Patent**  
**Meizlish et al.**

(10) **Patent No.: US D508,838 S**

(45) **Date of Patent: \*\* Aug. 30, 2005**

(54) **UTILITY KNIFE**

6,487,948 B1 \* 12/2002 Alfi ..... 83/13

(75) Inventors: **Steven R. Meizlish**, Columbus, OH  
(US); **David W. Robinson**, Columbus,  
OH (US)

\* cited by examiner

*Primary Examiner*—Philip S. Hyder  
(74) *Attorney, Agent, or Firm*—Wood, Herron & Evans,  
LLP

(73) Assignee: **Marcy Enterprises, Inc.**, Columbus,  
OH (US)

(57) **CLAIM**

(\*\*) Term: **14 Years**

The ornamental design for the utility knife, as shown and  
described.

(21) Appl. No.: **29/203,845**

**DESCRIPTION**

(22) Filed: **Apr. 20, 2004**

(51) **LOC (8) Cl.** ..... **08-03**

(52) **U.S. Cl.** ..... **D8/98**

(58) **Field of Search** ..... D8/14, 98, 99;  
D22/118; D21/146; 30/294, 317, 329, 339,  
336

FIG. 1 is a left side elevational view of a first embodiment  
of my new utility knife design;

FIG. 2 is a top plan view thereof;

FIG. 3 is a right side elevational view thereof;

FIG. 4 is a bottom plan view thereof;

FIG. 5 is a front elevational view thereof; and

FIG. 6 is a rear elevational view thereof.

FIG. 7 is a left side elevational view of a second embodiment  
of my new utility knife design;

FIG. 8 is a top plan view thereof;

FIG. 9 is a right side elevational view thereof;

FIG. 10 is a bottom plan view thereof;

FIG. 11 is a front elevational view thereof; and,

FIG. 12 is a rear elevational view thereof.

The broken lines in the figures of the utility knife are for  
illustrative purposes only and form no part of the claimed  
design.

(56) **References Cited**

**U.S. PATENT DOCUMENTS**

3,965,575	A	*	6/1976	Stunger	.....	30/294
4,713,884	A	*	12/1987	Dunnagan	.....	30/294
D300,600	S		4/1989	High		
4,821,418	A	*	4/1989	Windhager	.....	30/329
5,208,984	A	*	5/1993	Negus	.....	30/169
D344,155	S	*	2/1994	Ueno et al.	.....	D28/45
D379,293	S		5/1997	Schultz		
D391,821	S		3/1998	Schultz		

**1 Claim, 2 Drawing Sheets**



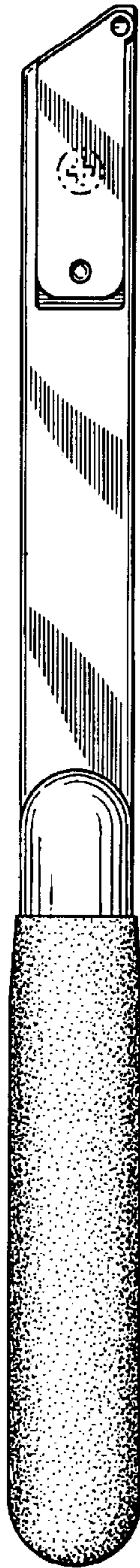


FIG. 1

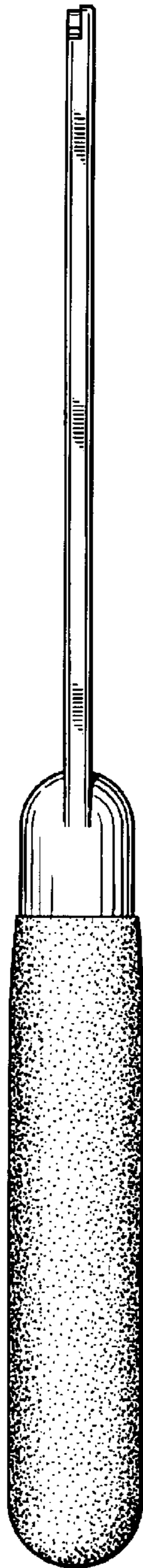


FIG. 2

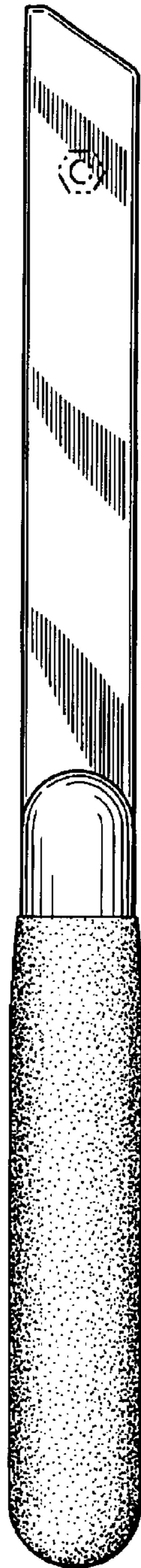


FIG. 3

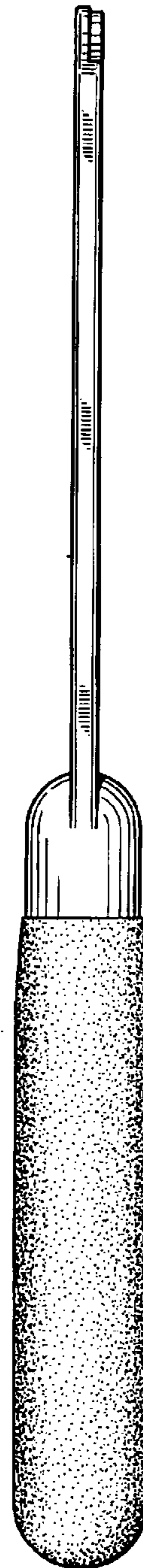


FIG. 4

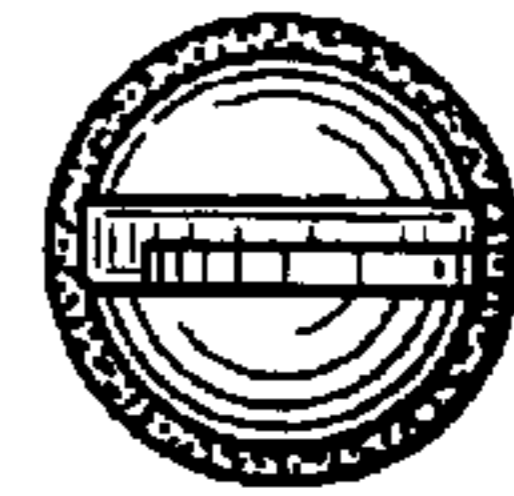


FIG. 5




FIG. 6

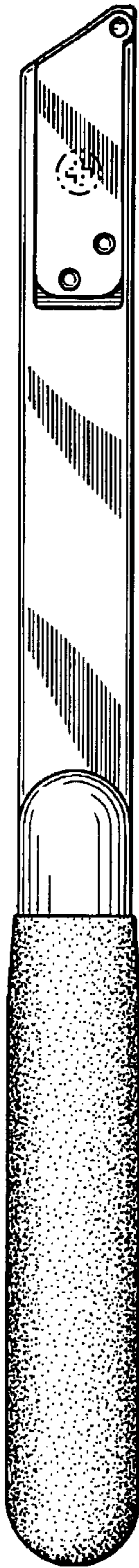


FIG. 7

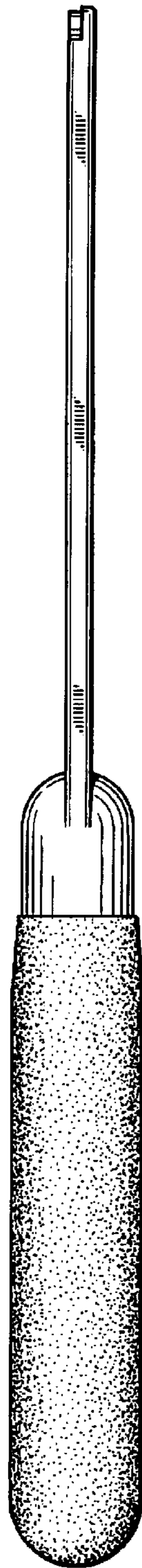


FIG. 8

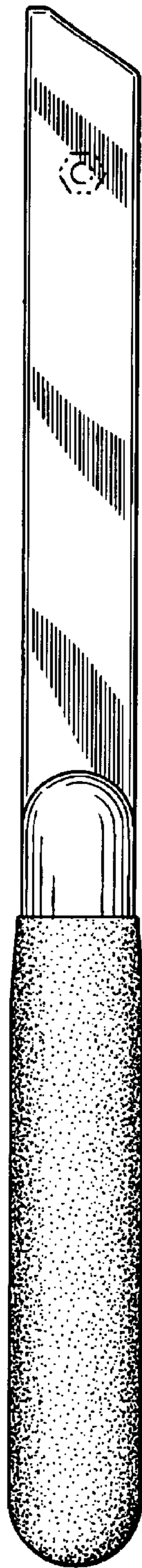


FIG. 9

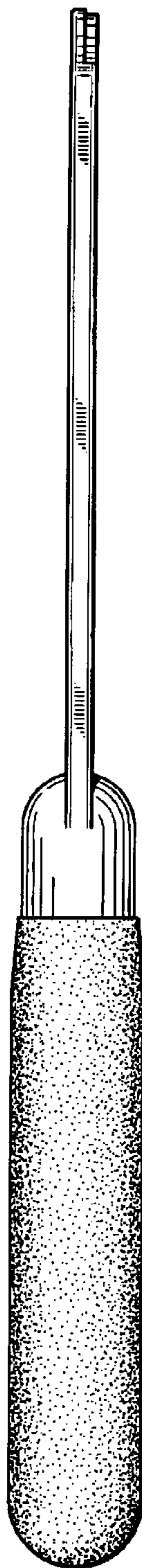


FIG. 10

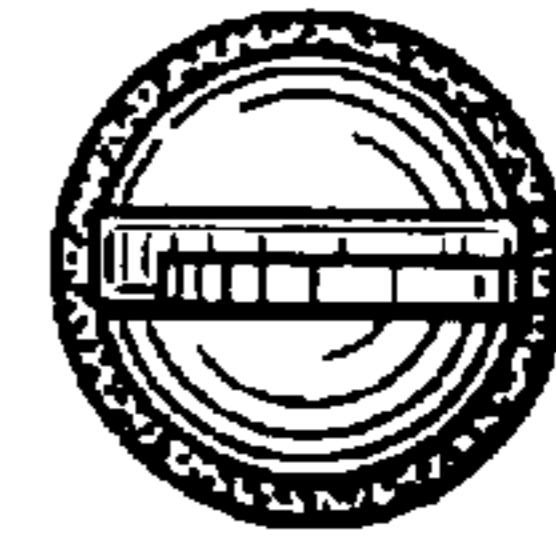


FIG. 11




FIG. 12