

US00D508822S

(12) **United States Design Patent**
Smith et al.

(10) **Patent No.:** **US D508,822 S**

(45) **Date of Patent:** **** Aug. 30, 2005**

(54) **ERGONOMIC DISPOSABLE BOWL**

(75) Inventors: **Stephen A. Smith**, Naperville, IL (US);
Ayberk Abayhan, Lake Bluff, IL (US);
Warren Giles Wiedmeyer, Trevor, WI
(US); **Kimberly Vaile Healy**, Chicago,
IL (US); **Ann McIntee**, Chicago, IL
(US); **John Stewart Gitschlag**,
Chicago, IL (US); **James Tam Joines**,
Jr., Gurnee, IL (US); **Bryce G. Rutter**,
St. Louis, MO (US); **John Howard**
Loudenslager, Phoenix, AZ (US);
Brian C. Bone, St. Louis, MO (US);
Jan R. Stillerman, Phoenix, AZ (US)

(73) Assignee: **Solo Cup Company**, Highland Park, IL
(US)

(**) Term: **14 Years**

(21) Appl. No.: **29/209,840**

(22) Filed: **Jul. 22, 2004**

(51) **LOC (8) Cl.** **07-01**

(52) **U.S. Cl.** **D7/545**

(58) **Field of Search** D7/542, 545, 549,
D7/550.1, 553.1-553.5, 554.1-554.4, 555,
557, 584-588, 553.7-553.8; 220/223.83,
574; 211/74; 493/167; 229/106

(56) **References Cited**

U.S. PATENT DOCUMENTS

1,440,070 A	12/1922	Fry	
D88,343 S	11/1932	Dowd	
D166,934 S	6/1952	Slobodkin	
2,700,284 A	1/1955	Lyon, Jr.	
D184,875 S	4/1959	Johnson	
D185,067 S	5/1959	Clark, Jr.	
D186,038 S	* 9/1959	Stageberg D7/586
D244,245 S	5/1977	Jensen	
D244,247 S	5/1977	Jensen	
D248,076 S	6/1978	Christian	

D265,707 S	8/1982	Pickard
D288,050 S	2/1987	Fox et al.
D296,640 S	7/1988	Miller
D303,196 S	9/1989	Unger
D310,930 S	10/1990	Unger
4,966,295 A	10/1990	Parrish
D312,750 S	12/1990	Unger
D313,922 S	1/1991	Scherer
D314,884 S	2/1991	Unger
D322,539 S	12/1991	Unger
D322,737 S	12/1991	Unger

(Continued)

OTHER PUBLICATIONS

Die Modernen, *Schoner Wohnen*, Jul., 1989, p. 94.
Photos 1(a)-1(d) of plate; Hema B.V. Postbus 23220 1100
DS, Amsterdam, Netherlands; date unknown.
Photos 2(a)-2(e) of bowl; Hema B.V. Postbus 23220 1100
DS, Amsterdam, Netherlands; date unknown.

Primary Examiner—Charles A. Rademaker
(74) *Attorney, Agent, or Firm*—Wallenstein Wagner &
Rockey, Ltd.

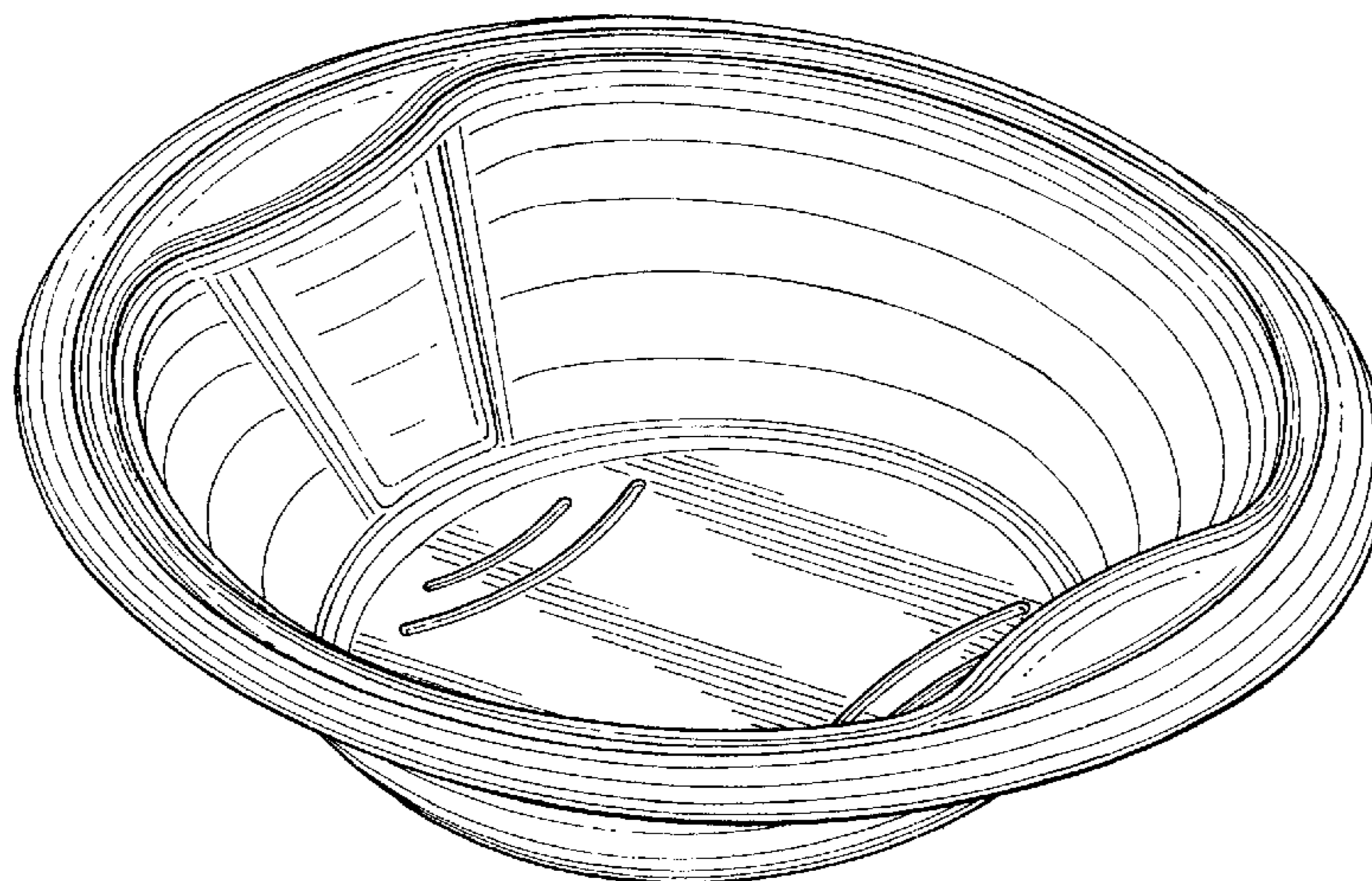
(57) **CLAIM**

We claim the ornamental Design for an ergonomic dispo-
sable bowl, as shown and described.

DESCRIPTION

FIG. 1 is a perspective view of an ergonomic disposable
bowl;
FIG. 2 is a front view of the ergonomic disposable bowl of
FIG. 1, the back view being the mirror image thereof;
FIG. 3 is a top view of the ergonomic disposable bowl of
FIG. 1;
FIG. 4 is a left side view of the ergonomic disposable bowl
of FIG. 1, the right side view being the mirror image thereof;
FIG. 5 is a bottom view of the ergonomic disposable bowl
of FIG. 1; and,
FIG. 6 is a cross-sectional view of the ergonomic disposable
bowl shown in FIG. 3 along line 6-6.

1 Claim, 3 Drawing Sheets



US D508,822 S

Page 2

U.S. PATENT DOCUMENTS

D337,025 S	7/1993	Merwin et al.	D434,605 S	12/2000	Littlejohn et al.
D337,485 S	7/1993	Merwin et al.	D438,063 S	2/2001	Indekeu
D345,893 S	4/1994	Jaworski	D445,303 S	7/2001	Littlejohn et al.
D346,934 S	5/1994	Littlejohn	D445,304 S	7/2001	Littlejohn et al.
D370,598 S	6/1996	Koch	D450,221 S	11/2001	Littlejohn et al.
D373,053 S	8/1996	Allegre	D452,118 S	12/2001	Benson
D373,509 S	9/1996	Bormioli	D452,417 S	12/2001	Whitmore et al.
D376,295 S	12/1996	Ahern, Jr. et al.	6,401,955 B1	6/2002	Yang
5,607,077 A	3/1997	Torkelson	6,401,962 B1	6/2002	Littlejohn et al.
5,662,240 A	9/1997	Norris	D466,762 S	* 12/2002	Cote et al. D7/545
D386,048 S	11/1997	Bebawey	D468,590 S	* 1/2003	Jalet et al. D7/586
5,695,052 A	12/1997	Damato	D470,006 S	* 2/2003	Cooper et al. D7/360
5,758,773 A	6/1998	Clements	D484,001 S	* 12/2003	Levien D7/554.2
D405,561 S	2/1999	Willinger et al.	D485,126 S	* 1/2004	Watson D7/584
D417,584 S	12/1999	Lillelund et al.	D487,669 S	* 3/2004	Smith et al. D7/396.1
D420,856 S	2/2000	Yeo et al.	D492,159 S	* 6/2004	Carlson D7/584
D424,881 S	5/2000	Sundberg	D495,562 S	* 9/2004	Lee D7/554.2
D432,360 S	10/2000	Greene	D499,936 S	* 12/2004	Wiedmeyer et al. D7/545
D433,878 S	11/2000	Joergensen			

* cited by examiner

FIG. 1

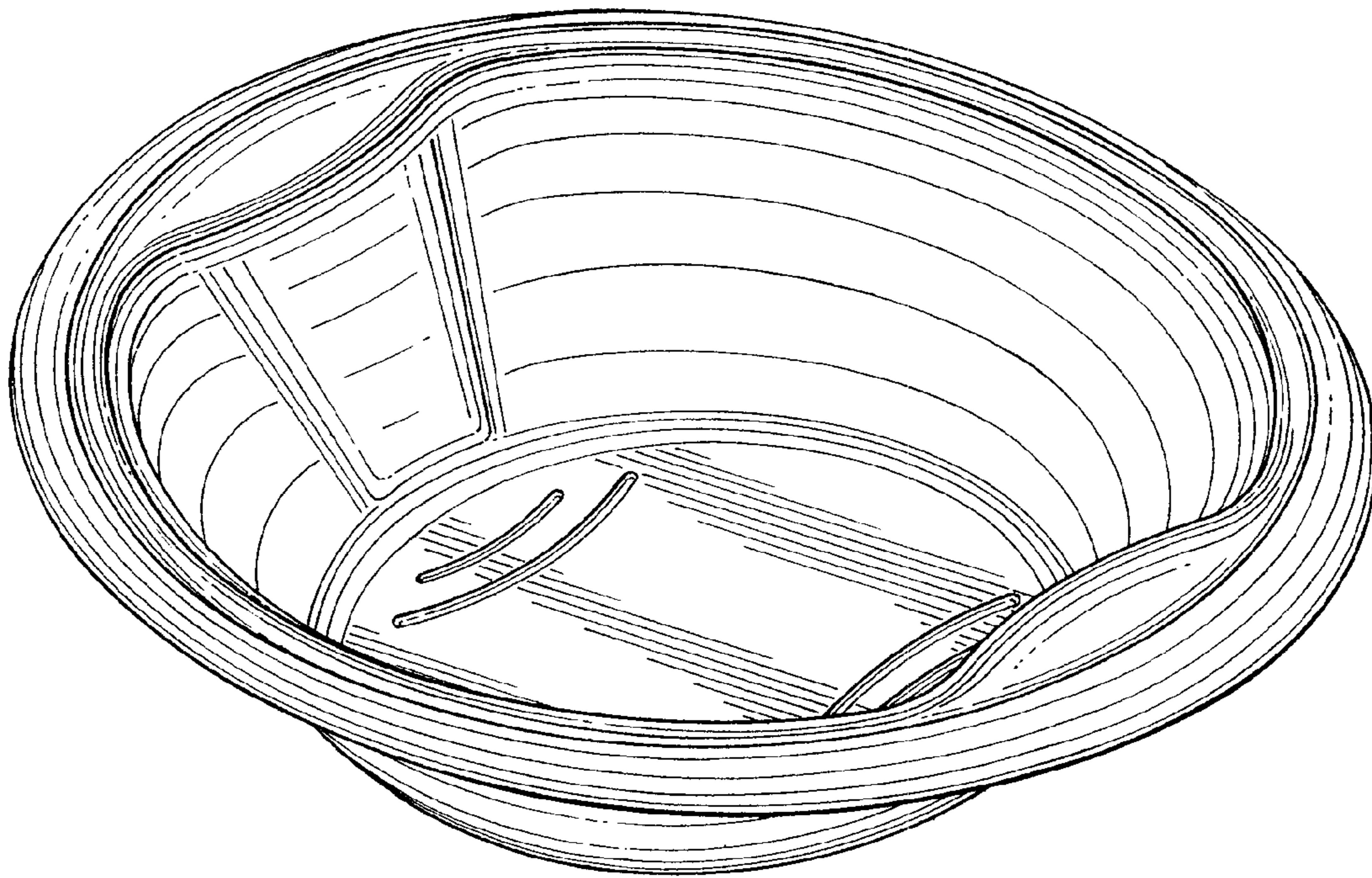


FIG. 2

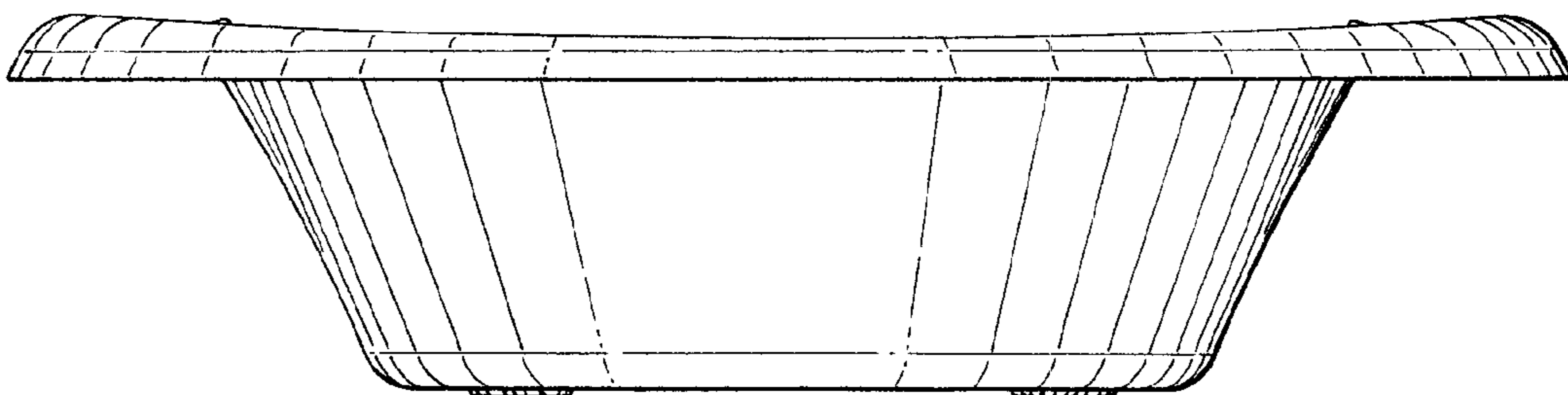


FIG. 3

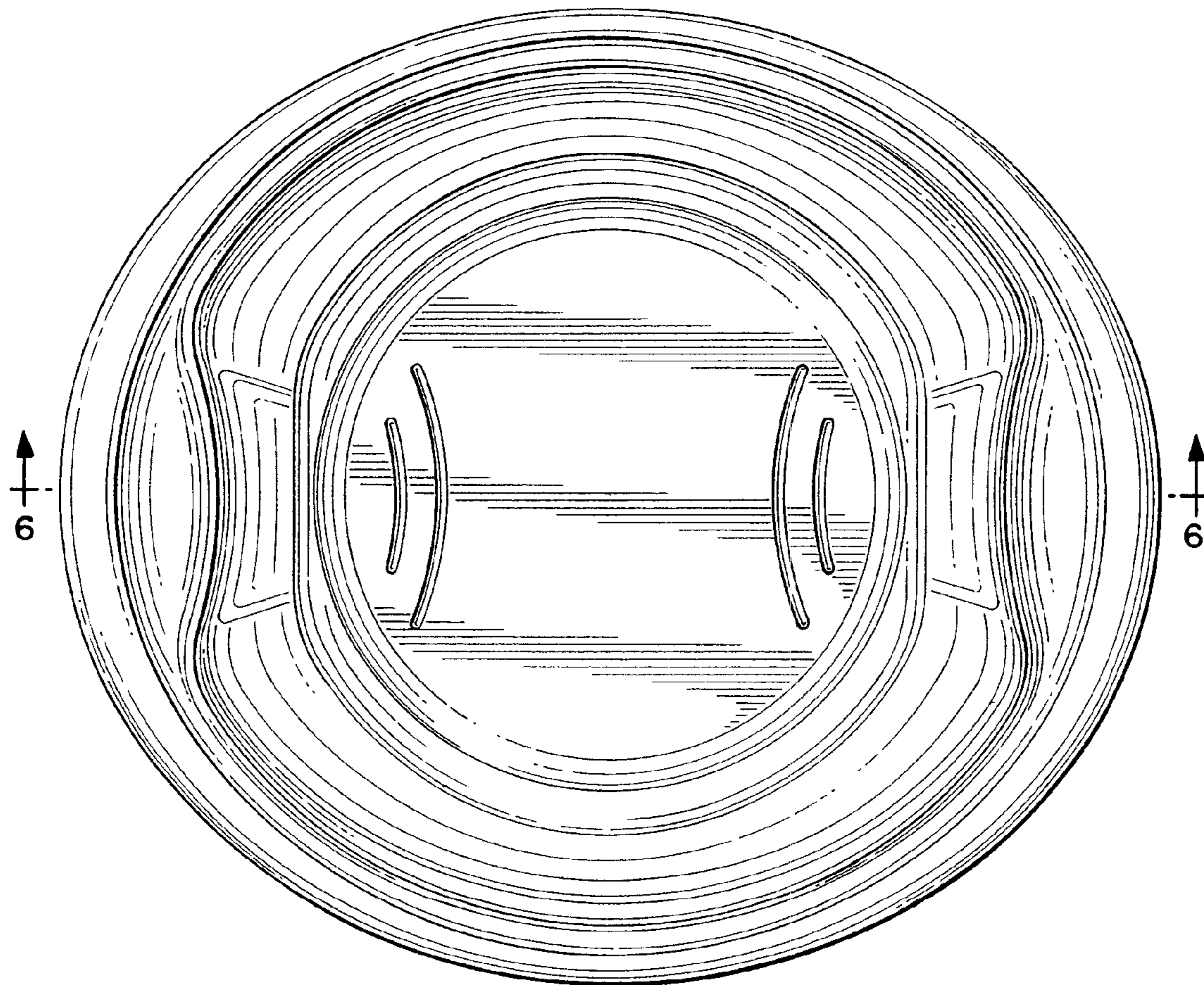


FIG. 4

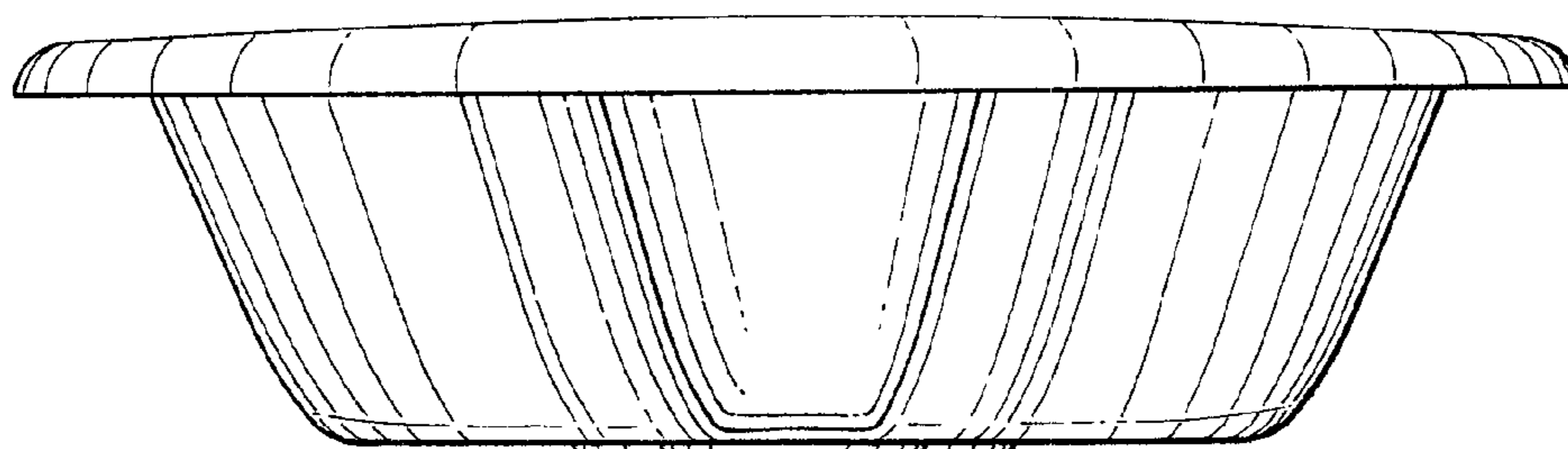


FIG. 5

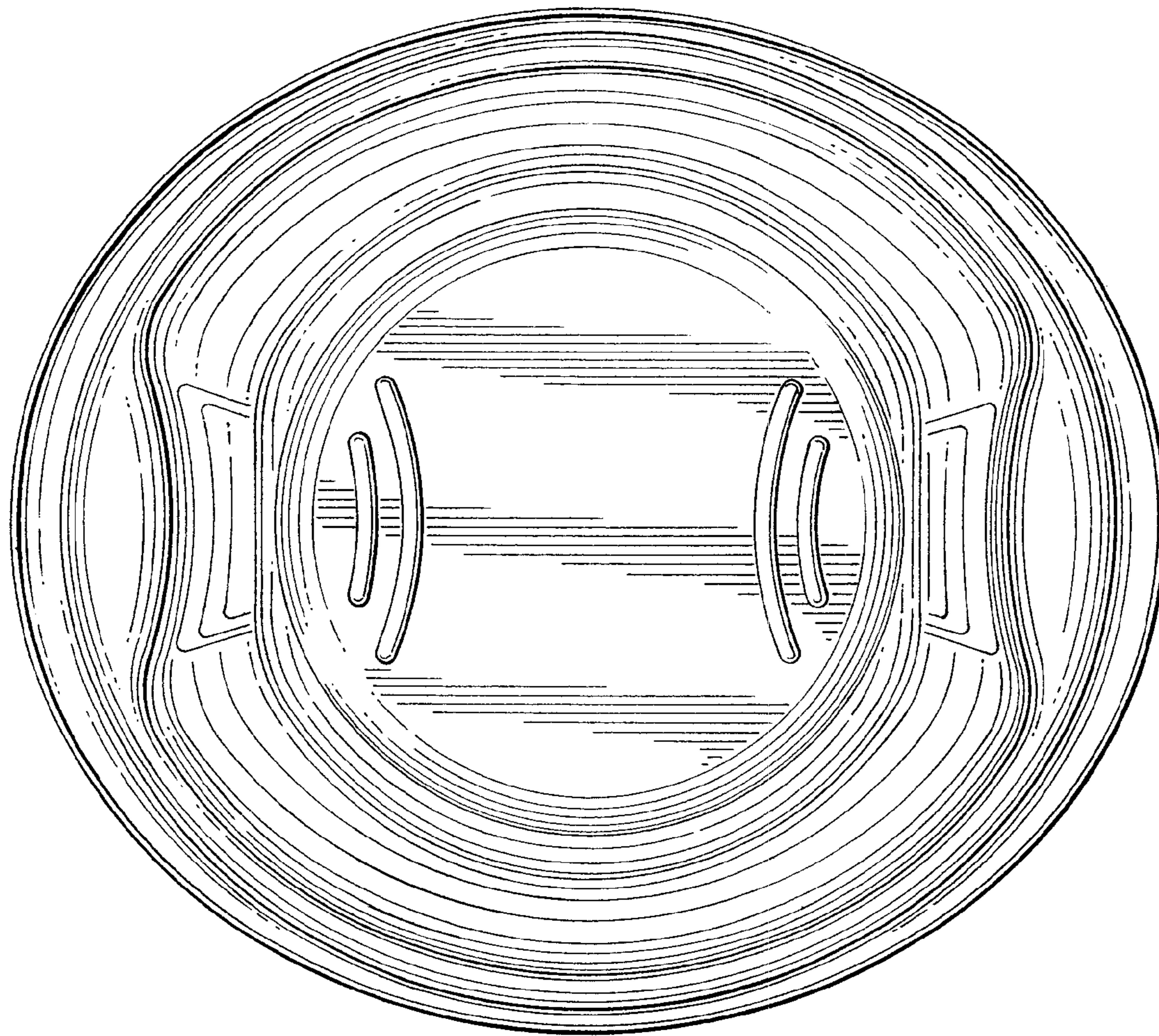


FIG. 6

