

US00D508817S

(12) **United States Design Patent** (10) **Patent No.:** **US D508,817 S**  
**Kellermann et al.** (45) **Date of Patent:** **\*\* Aug. 30, 2005**

(54) **DUTCH OVEN**

D493,349 S \* 7/2004 Tetreault et al. .... D8/317

(75) Inventors: **Robert Finch Kellermann**, South  
Pittsburg, TN (US); **Jeanne Mynatt  
Scholze**, South Pittsburg, TN (US);  
**Jeffrey Logan Cole**, Chattanooga, TN  
(US)

(73) Assignee: **Lodge Manufacturing Company**,  
South Pittsburg, TN (US)

(\*\*) Term: **14 Years**

(21) Appl. No.: **29/197,072**

(22) Filed: **Jan. 9, 2004**

(51) **LOC (8) Cl.** ..... **07-02**

(52) **U.S. Cl.** ..... **D7/360**

(58) **Field of Search** ..... D7/354, 358, 359,  
D7/360, 361, 394, 500, 542, 543, 545,  
672; 99/324; 220/573.1, 573.2; D30/129;  
D8/305, 317, 318

(56) **References Cited**

**U.S. PATENT DOCUMENTS**

D20,498 S	*	2/1891	Swan	.....	D8/305
D270,030 S	*	8/1983	Catry	.....	D7/360
D295,819 S	*	5/1988	Mercadante	.....	D7/545
D325,684 S	*	4/1992	Deare	.....	D7/360
D423,733 S	*	4/2000	Choi et al.	.....	D30/129
D438,053 S	*	2/2001	Cheng	.....	D7/394
D477,970 S	*	8/2003	Thonis	.....	D7/542

**OTHER PUBLICATIONS**

Enamel Dutch Oven, Liberty Blue, 5 qt. Lodge Manufac-  
turing. [online —retrieved Feb. 16, 2005] Retrieved from  
the Internet: <URL: [https://secure.lodgemfg.com/store-  
front/](https://secure.lodgemfg.com/store-front/)>.\*

Lodge Enamel 5-quart Dutch Oven, Patriot Red. Amazon.  
com [online —retrieved Feb. 16, 2005] Retrieved from the  
Internet: <URL: <http://www.amazon.com>>.\*

\* cited by examiner

*Primary Examiner*—Caron D. Veynar

*Assistant Examiner*—Vy Nguyen

(74) *Attorney, Agent, or Firm*—Kilpatrick Stockton LLP

(57) **CLAIM**

The ornamental design for a dutch oven, as shown and described.

**DESCRIPTION**

FIG. 1 shows a perspective view of a dutch oven according to a first embodiment of the present invention.

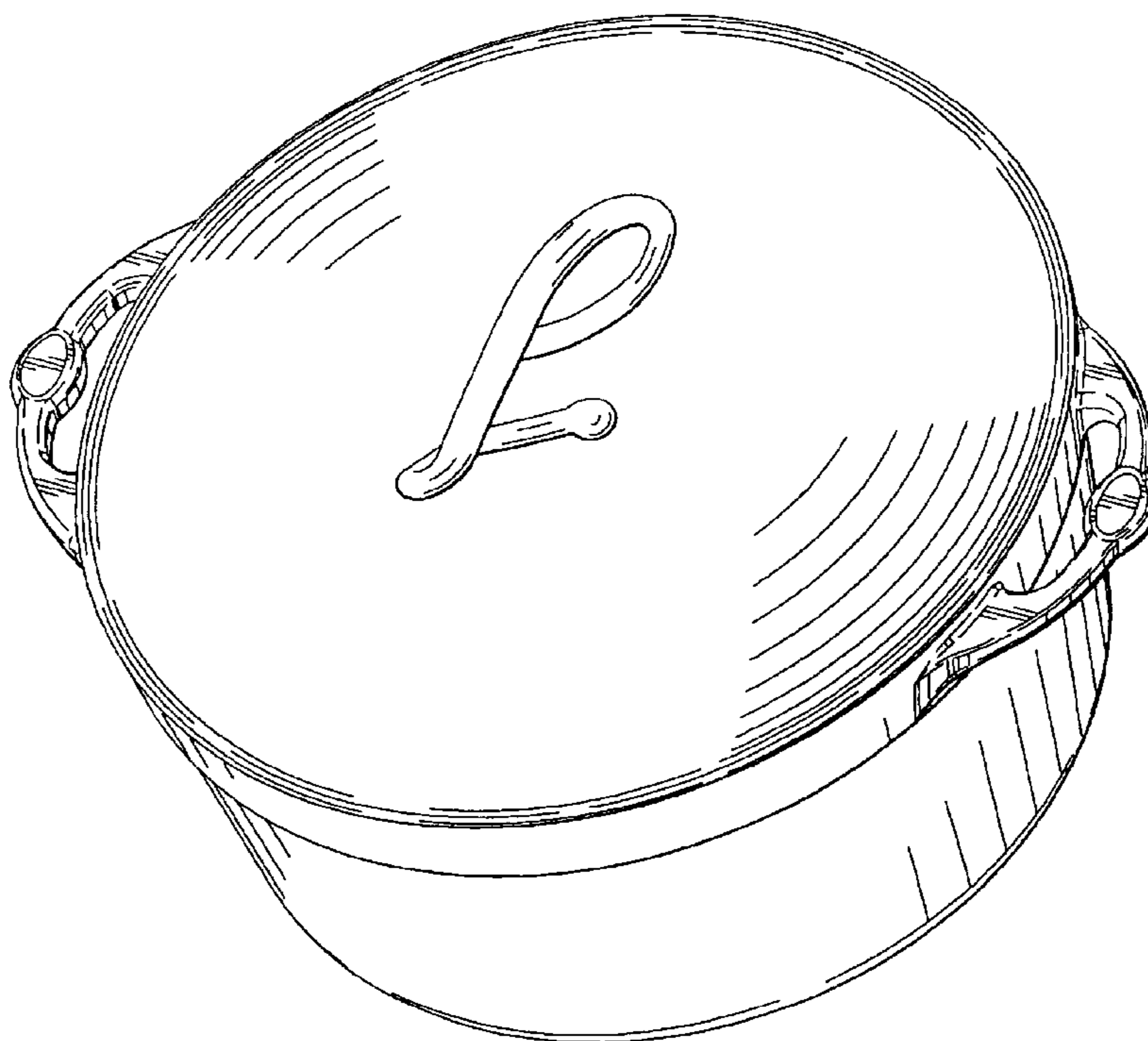
FIG. 2 shows a front view of the dutch oven of FIG. 1, the rear view being the same.

FIG. 3 shows a top view of the dutch oven of FIG. 1.

FIG. 4 shows a right side view of the dutch oven of FIG. 1, the left side view being the same; and,

FIG. 5 shows a bottom view of the dutch oven of FIG. 1.

**1 Claim, 5 Drawing Sheets**



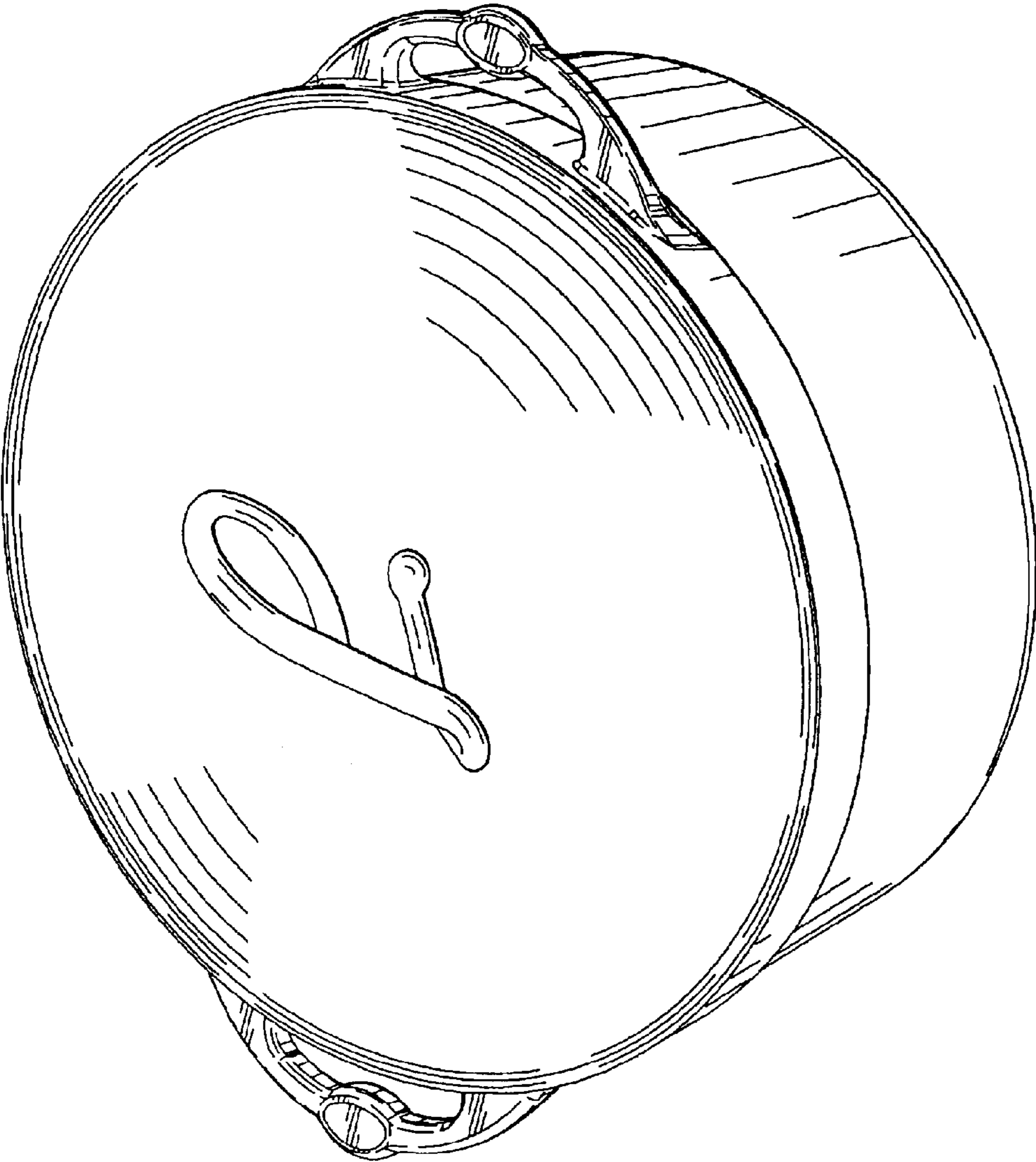


FIG. 1

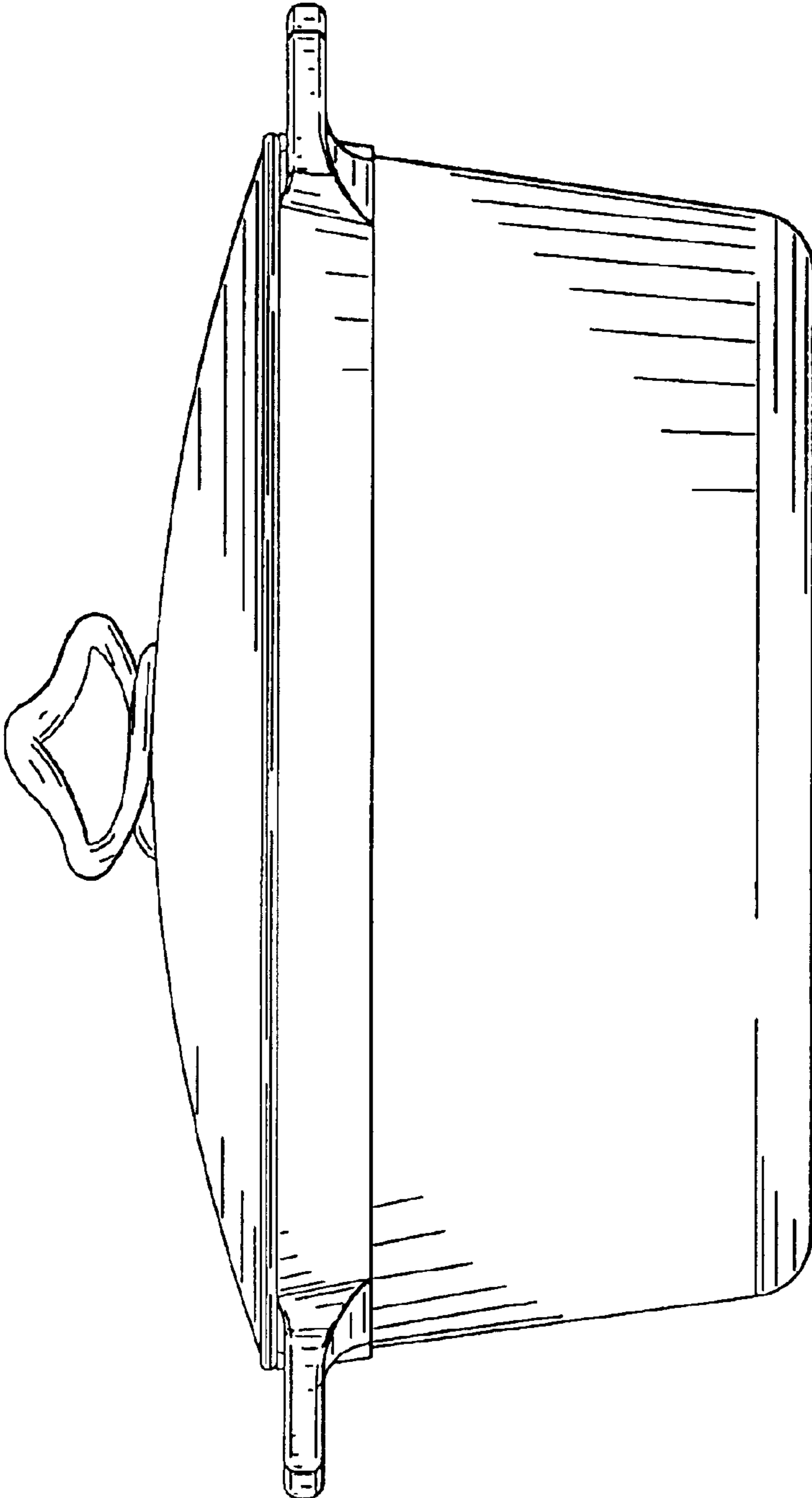


FIG. 2




FIG. 3

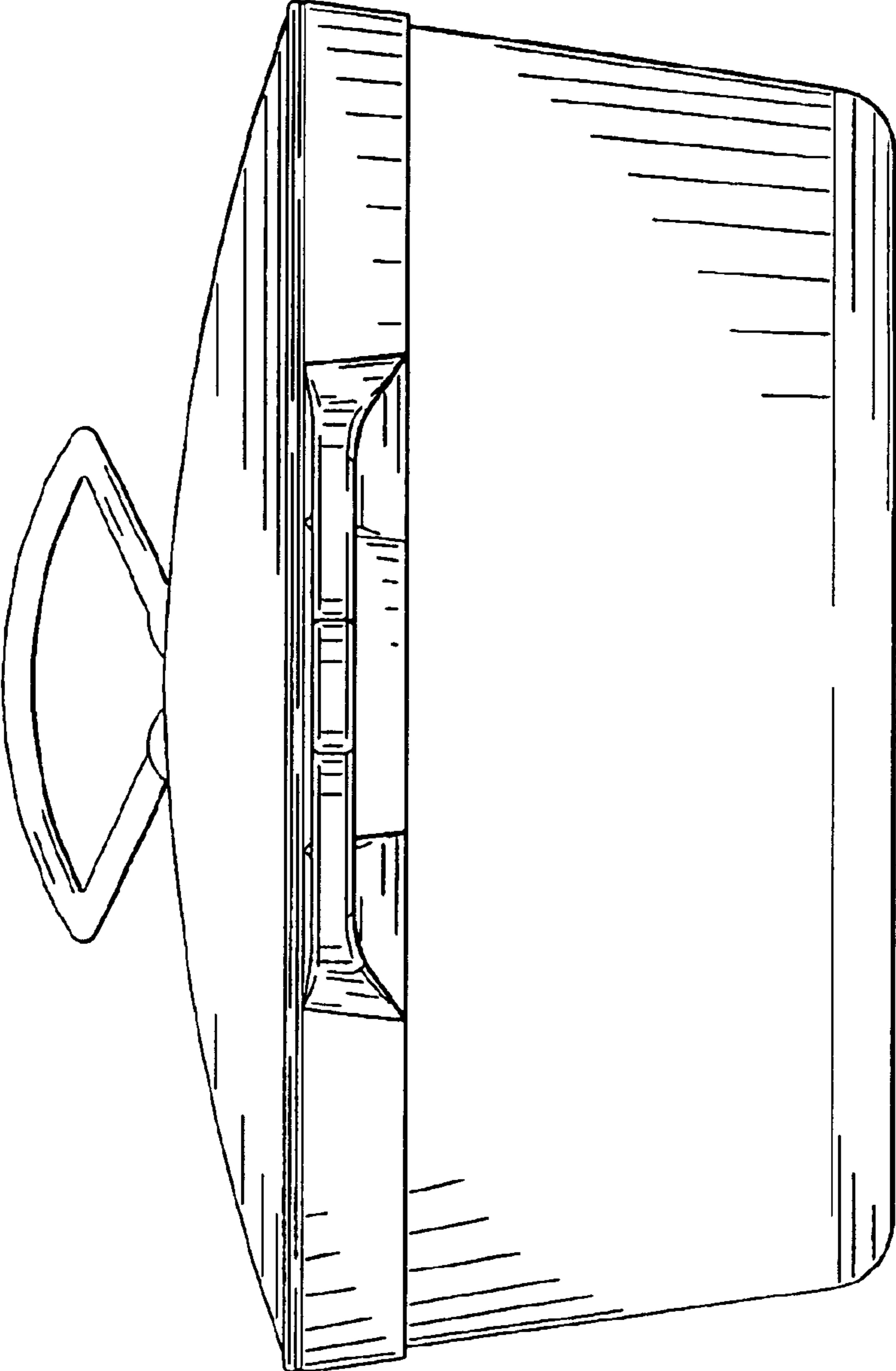


FIG. 4

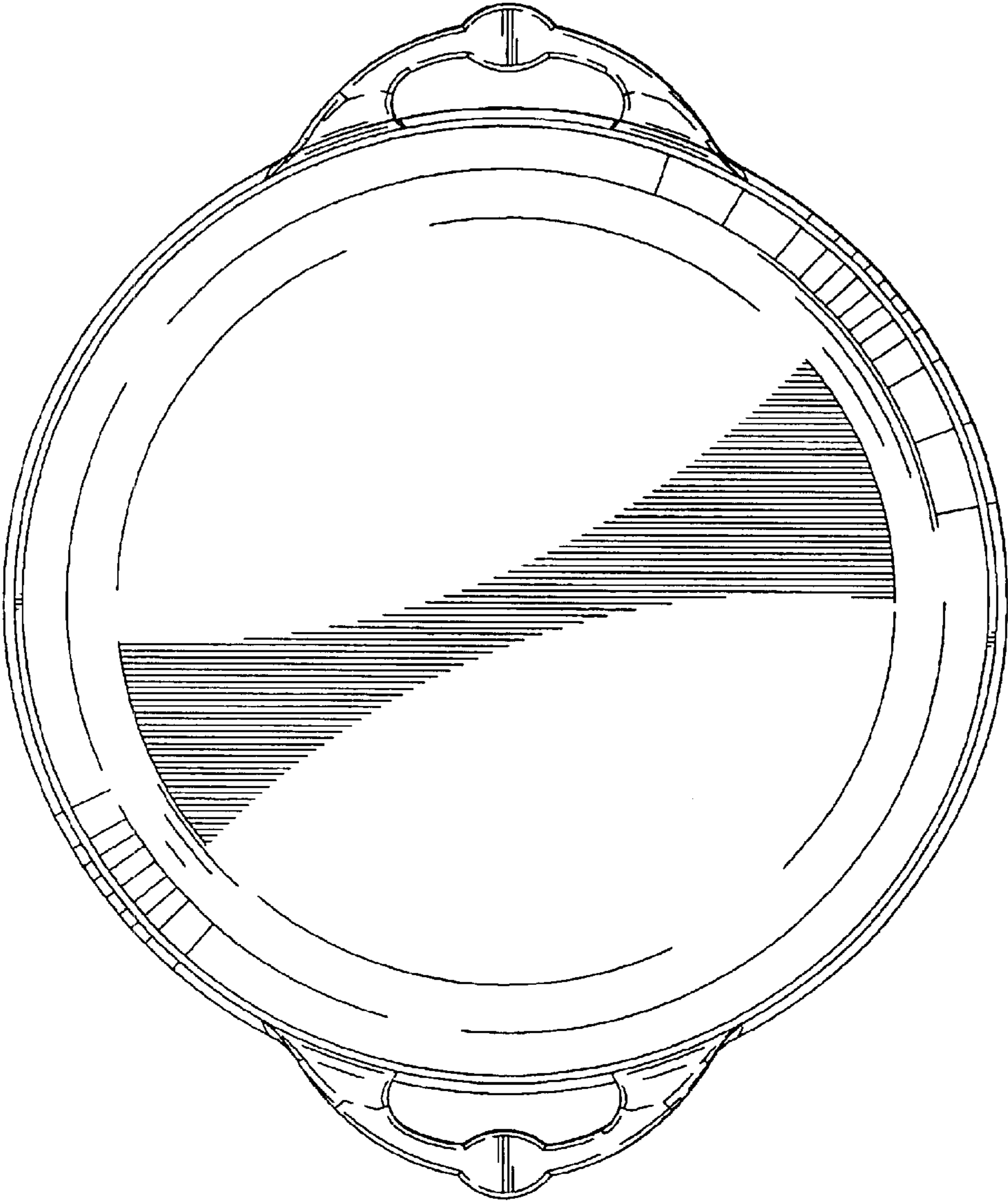


FIG. 5