

US00D508813S

(12) **United States Design Patent** (10) **Patent No.:** **US D508,813 S**
Sankey et al. (45) **Date of Patent:** **** Aug. 30, 2005**

(54) **LOW PROFILE DISC STORAGE CONTAINER**
(75) Inventors: **James K. Sankey**, Hudson, OH (US); **Ronald M. Marsilio**, Mogadore, OH (US); **James N. Peterson**, North Canton, OH (US)
(73) Assignee: **Nexpak Corporation**, Uniontown, OH (US)
(**) Term: **14 Years**
(21) Appl. No.: **29/161,658**
(22) Filed: **May 31, 2002**
(51) **LOC (8) Cl.** **06-04**
(52) **U.S. Cl.** **D6/632; D6/407**
(58) **Field of Search** **D3/201, 218; D6/407, D6/626-635; 206/307.1, 308.1, 308.2, 308.3, 309, 311, 312, 387.11, 387.12, 387.15; 369/37, 75.2, 291; 379/355**

D431,955 S * 10/2000 Peterson et al. D6/632
6,155,417 A * 12/2000 Flores, Jr. et al. 206/308.1
6,164,446 A 12/2000 Law
D437,171 S 2/2001 Cuadrado-Serena
D437,520 S * 2/2001 Choi D6/632
6,196,384 B1 3/2001 Belden, Jr.

(Continued)

FOREIGN PATENT DOCUMENTS

WO WO 01/39193 A1 5/2001
WO WO 02/07152 A2 1/2002

Primary Examiner—Celia A. Murphy
(74) *Attorney, Agent, or Firm*—Renner, Otto, Boisselle & Sklar, LLP

(57) **CLAIM**

The ornamental design for a low profile disc storage container, as shown and described.

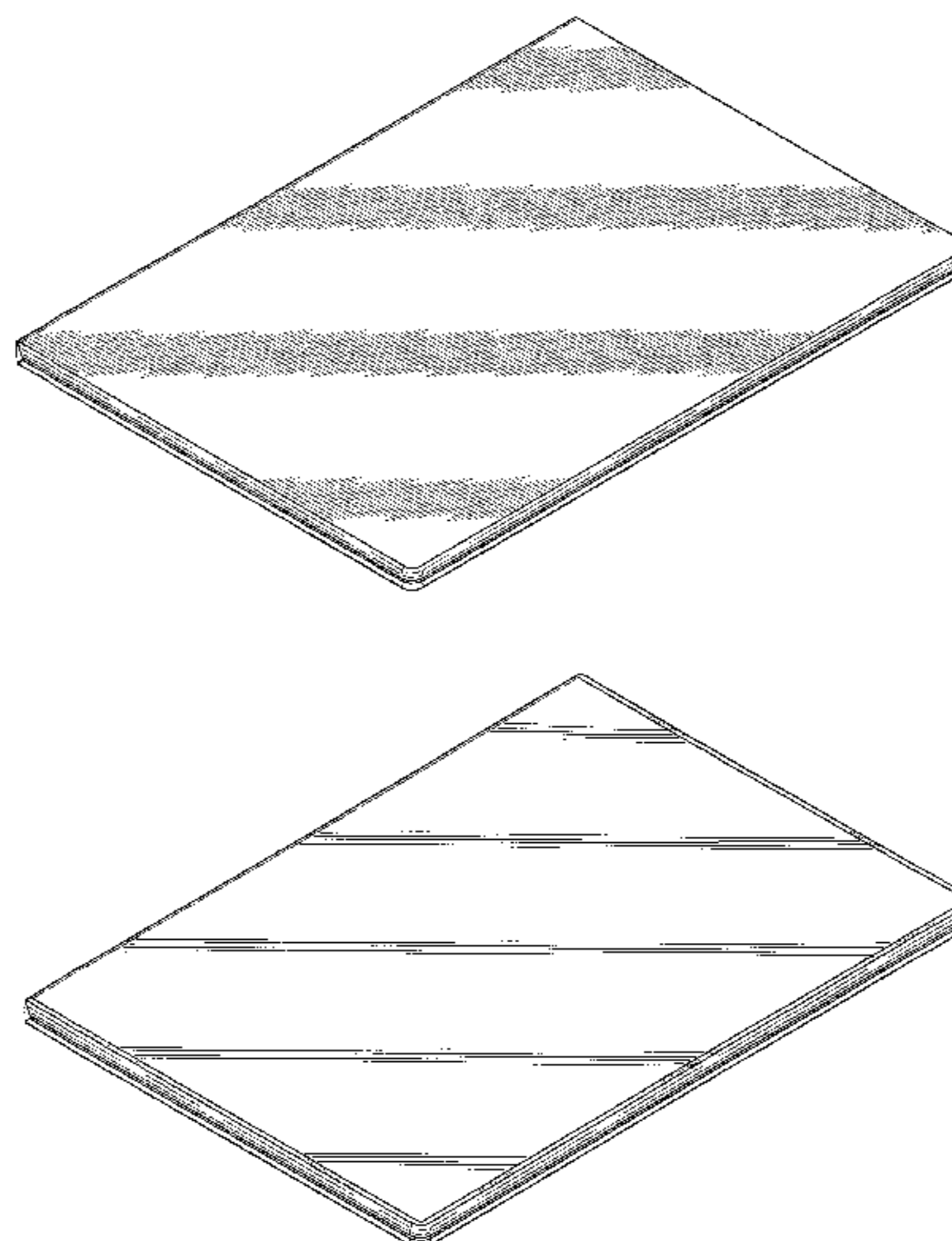
DESCRIPTION

FIG. 1 is a perspective view of a low profile disc storage container showing our new design;
FIG. 2 is top plan view thereof, the bottom being a mirror image;
FIG. 3 is a front elevational view thereof;
FIG. 4 is a right side elevational view thereof, the left side being a mirror image;
FIG. 5 is a rear elevational view thereof;
FIG. 6 is a perspective view of an alternate embodiment of the design shown in FIG. 1;
FIG. 7 is a top plan view of FIG. 6 showing the thin sheet of transparent plastic material covering a substantial portion of the lid; the bottom plan view being a mirror image thereof showing the thin sheet of transparent plastic material covering a substantial portion of the base.
FIG. 8 is a front elevation view of FIG. 7.
FIG. 9 is a right side elevation view of FIG. 7; the left side elevation view being a mirror image thereof; and,
FIG. 10 is a rear elevation view of FIG. 7 showing the thin sheet of transparent plastic material covering the hinge wall.

(56) **References Cited**
U.S. PATENT DOCUMENTS

D259,596 S 6/1981 Gray
4,703,853 A 11/1987 Byrns
D318,368 S 7/1991 Evans
D324,950 S 3/1992 Ozeki
5,344,039 A 9/1994 Taniyama
5,636,737 A 6/1997 Marsilio
5,690,224 A 11/1997 Koizumi
5,772,028 A * 6/1998 Marsilio et al. 206/387.1
5,775,500 A * 7/1998 Williams 206/387.1
5,788,068 A 8/1998 Fraser et al.
5,884,764 A * 3/1999 Hartstone 206/445
5,944,181 A 8/1999 Lau
5,975,298 A 11/1999 Sankey et al.
5,988,375 A 11/1999 Chang
5,996,788 A 12/1999 Belden, Jr. et al.
6,016,909 A 1/2000 Chang
D420,240 S * 2/2000 Sorenson et al. D6/632
D423,273 S * 4/2000 Sankey et al. D6/632
6,065,594 A 5/2000 Sankey et al.

1 Claim, 6 Drawing Sheets



US D508,813 S

Page 2

U.S. PATENT DOCUMENTS

6,206,185 B1	3/2001	Ke et al.			
6,206,186 B1	3/2001	Cerda-Vilaplana et al.			
6,227,362 B1 *	5/2001	Cheung	206/308.1	
6,250,461 B1	6/2001	Hu			
D451,747 S	* 12/2001	Tang	D6/632	
D452,104 S	* 12/2001	Tang	D6/632	
D457,772 S	* 5/2002	Myers	D6/632	
D459,935 S	* 7/2002	Takahashi et al.	D6/634	
6,427,833 B1	8/2002	Hui			
D463,944 S	* 10/2002	Wynalda, Jr. et al.	D6/635	
D465,960 S	* 11/2002	Yau	D6/632	
D472,420 S	* 4/2003	Marsilio et al.	D6/634	
2003/0070946 A1	* 4/2003	Liu			

* cited by examiner

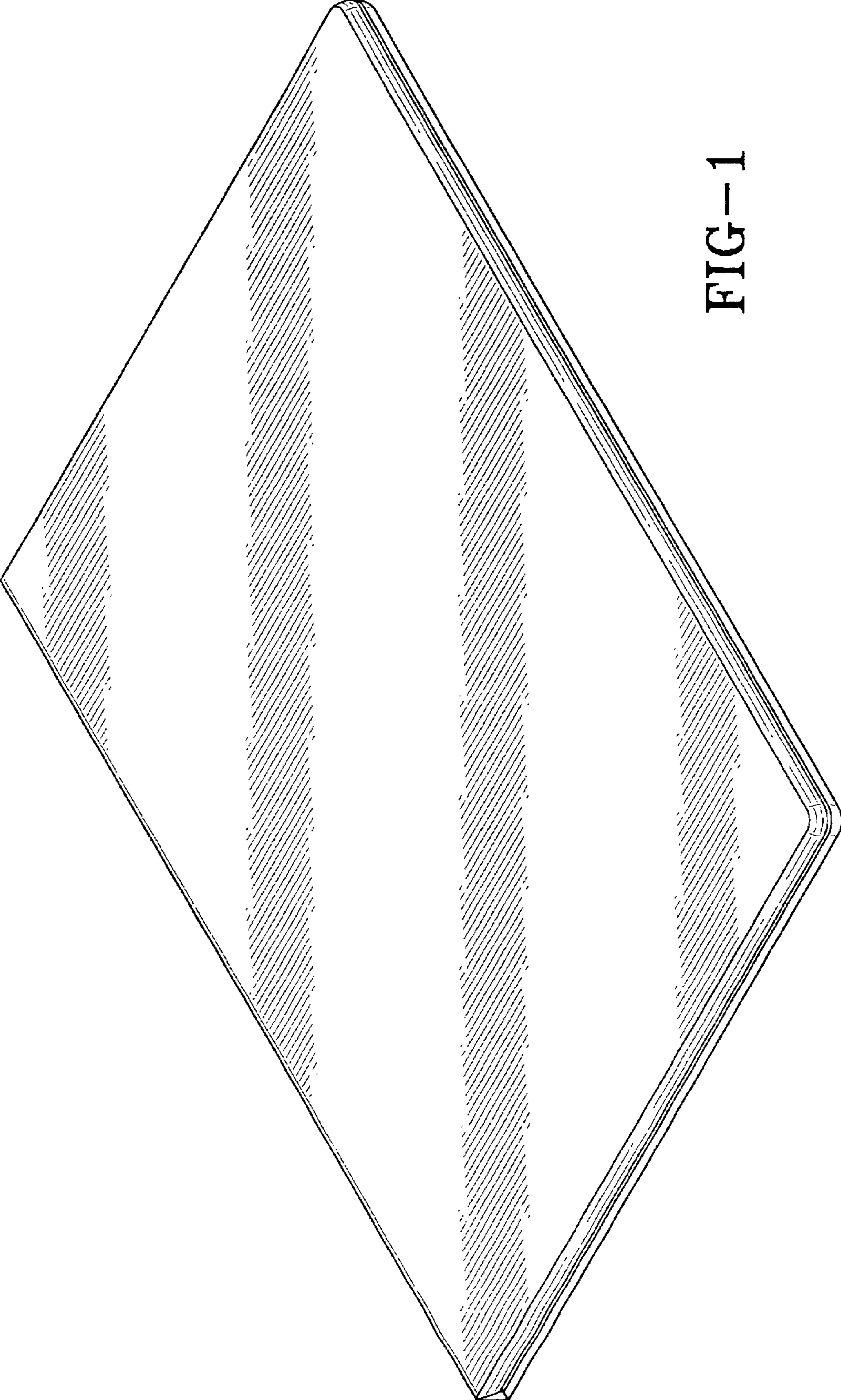


FIG-1




FIG-2



FIG-3

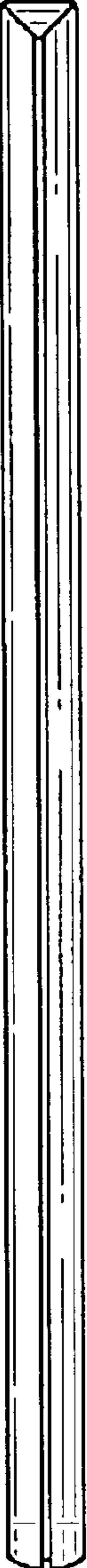


FIG-4

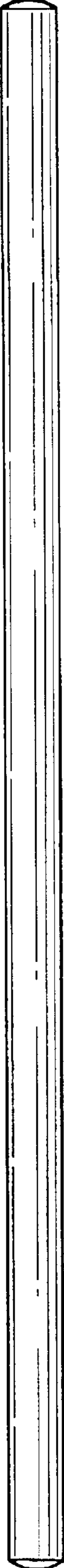


FIG-5

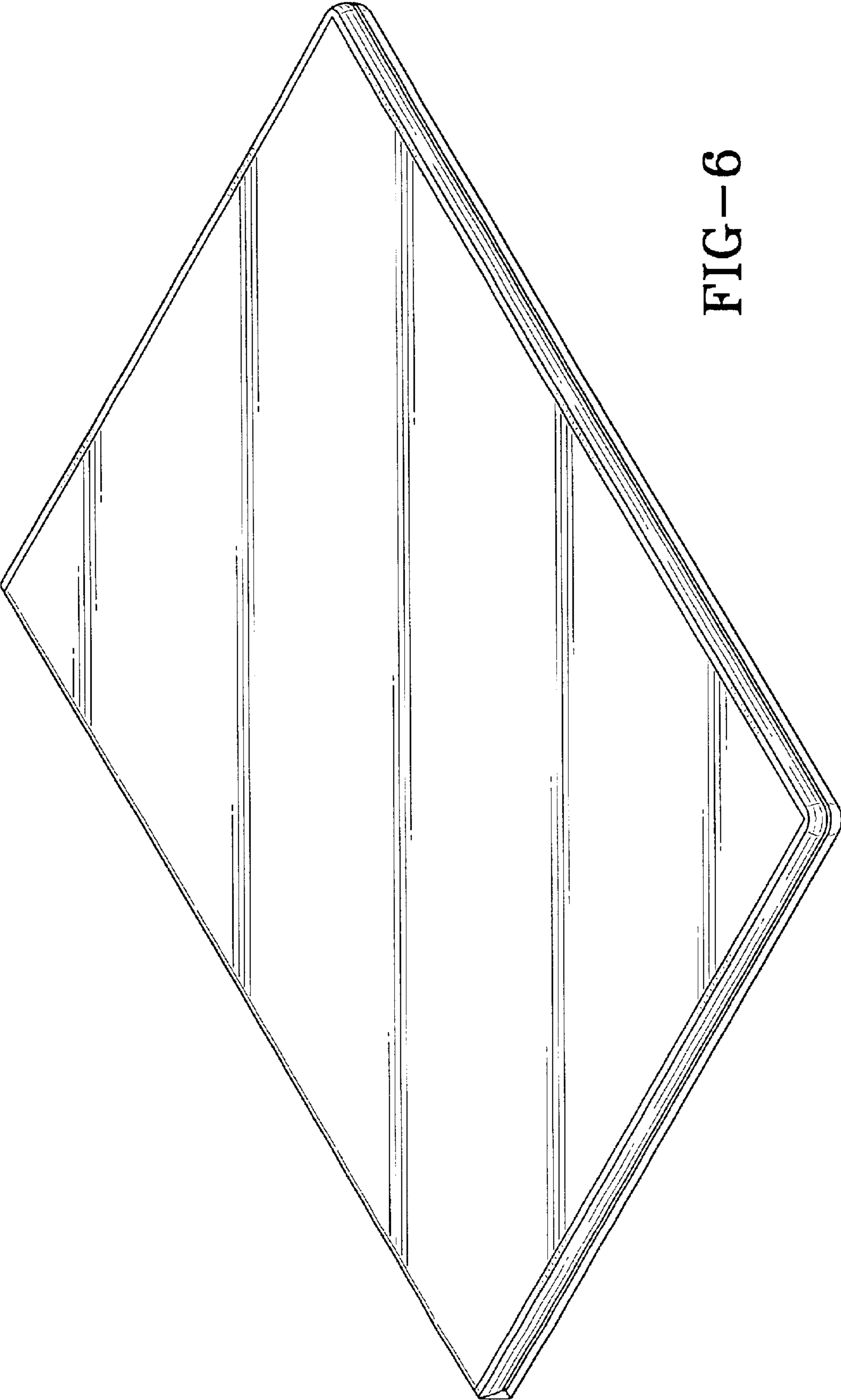


FIG-6




FIG-7



FIG-8



FIG-9



FIG-10