



US00D508788S

(12) **United States Design Patent**
Natuzzi

(10) **Patent No.:** **US D508,788 S**

(45) **Date of Patent:** **** Aug. 30, 2005**

(54) **CHAIR**

(75) **Inventor:** **Pasquale Natuzzi**, Santeramo in Colle
Bari (IT)

(73) **Assignee:** **Natuzzi S.p.A.**, Bari (IT)

(**) **Term:** **14 Years**

(21) **Appl. No.:** **29/219,094**

(22) **Filed:** **Dec. 13, 2004**

(51) **LOC (8) Cl.** **06-01**

(52) **U.S. Cl.** **D6/364**

(58) **Field of Search** D6/334, 335, 364,
D6/365, 375, 381, 500-502; 297/445.1,
451.4, 452.35

(56) **References Cited**

U.S. PATENT DOCUMENTS

D227,203 S	*	6/1973	Winrow	D6/364
D238,914 S	*	2/1976	Zapf	D6/334
D358,943 S	*	6/1995	Natuzzi et al.	D6/334
D419,312 S	*	1/2000	Bouchard et al.	D6/334
D425,318 S	*	5/2000	Koncar	D6/334
D431,117 S	*	9/2000	Hutton	D6/334

D431,916 S	*	10/2000	Natuzzi et al.	D6/334
D441,552 S	*	5/2001	McCarthy	D6/381
D455,276 S	*	4/2002	Hutton	D6/334
D468,119 S	*	1/2003	Zaidman	D6/365
D468,120 S	*	1/2003	Zaidman	D6/365
D486,314 S	*	2/2004	Natuzzi	D6/365
D488,628 S	*	4/2004	Natuzzi	D6/334

* cited by examiner

Primary Examiner—Mimosa De

(74) *Attorney, Agent, or Firm*—Harrison & Egbert

(57) **CLAIM**

I claim the ornamental design for a chair, as shown and described.

DESCRIPTION

FIG. 1 is a front elevation view of the chair showing my design.

FIG. 2 is top plan view thereof;

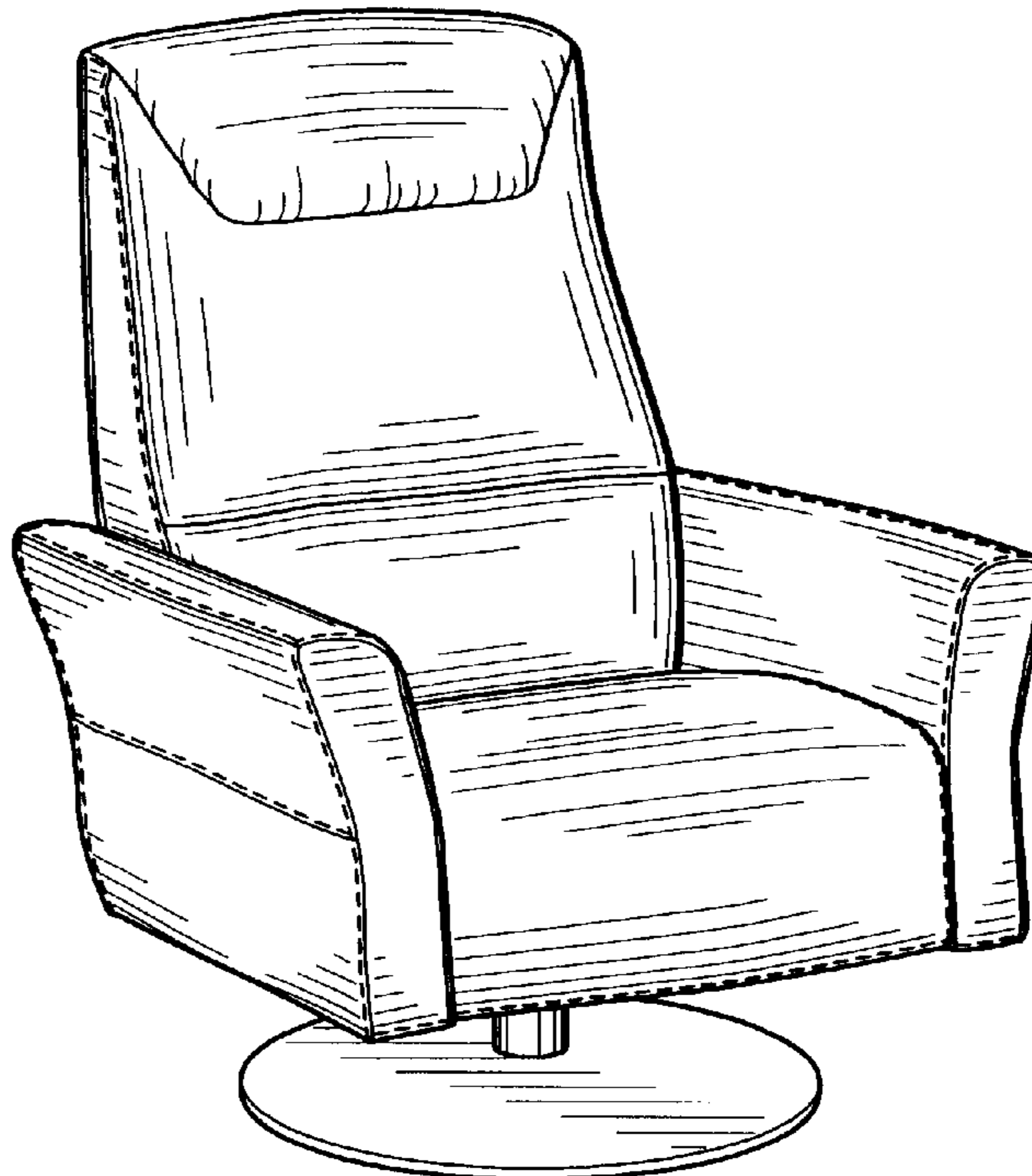

FIG. 3 is a front perspective view thereof;

FIG. 4 is a back view thereof; and,

FIG. 5 is a side perspective view thereof.

The broken lines shown on the sofa are understood to represent stitching.

1 Claim, 3 Drawing Sheets






FIG. 1




FIG. 2

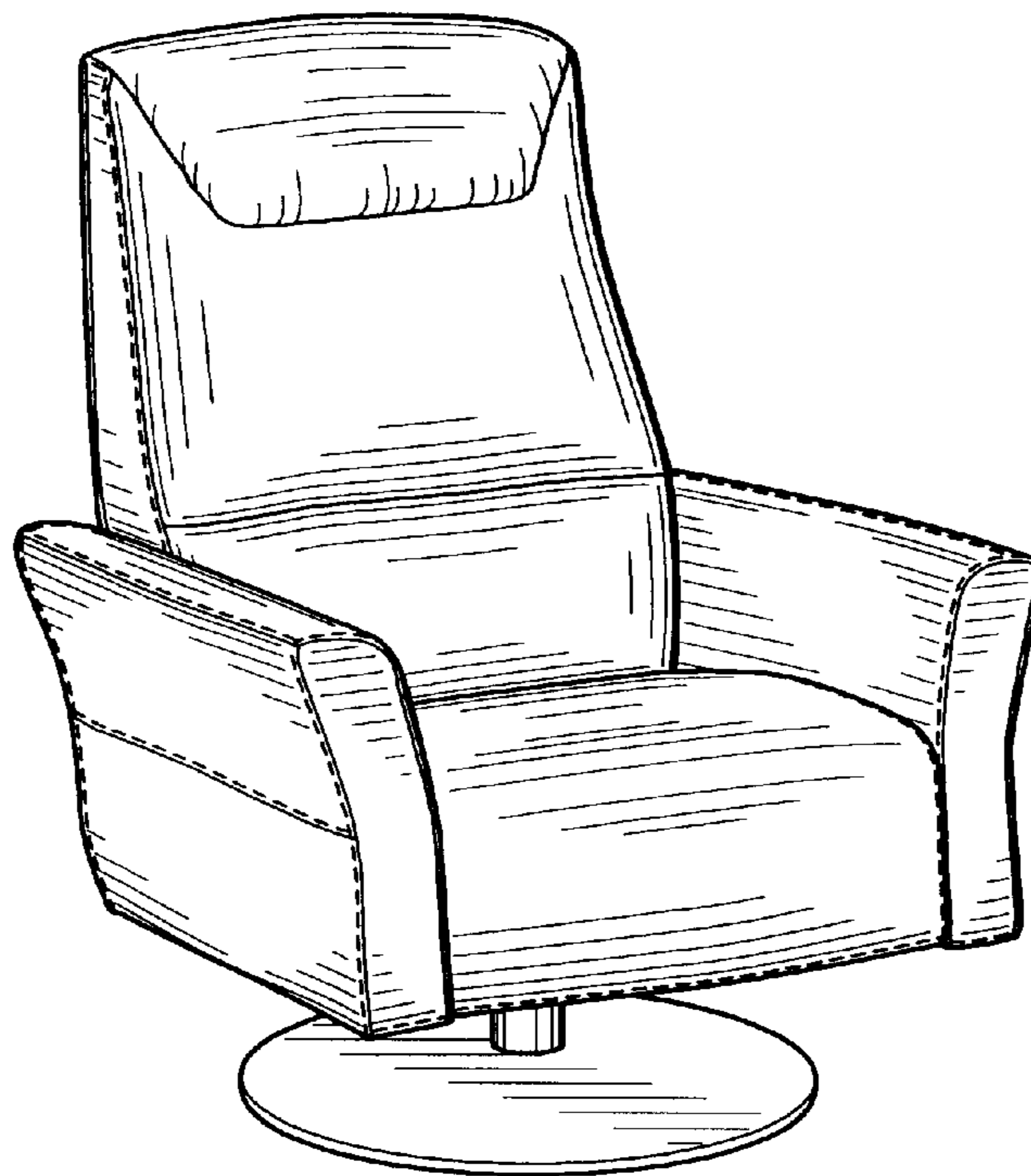


FIG. 3

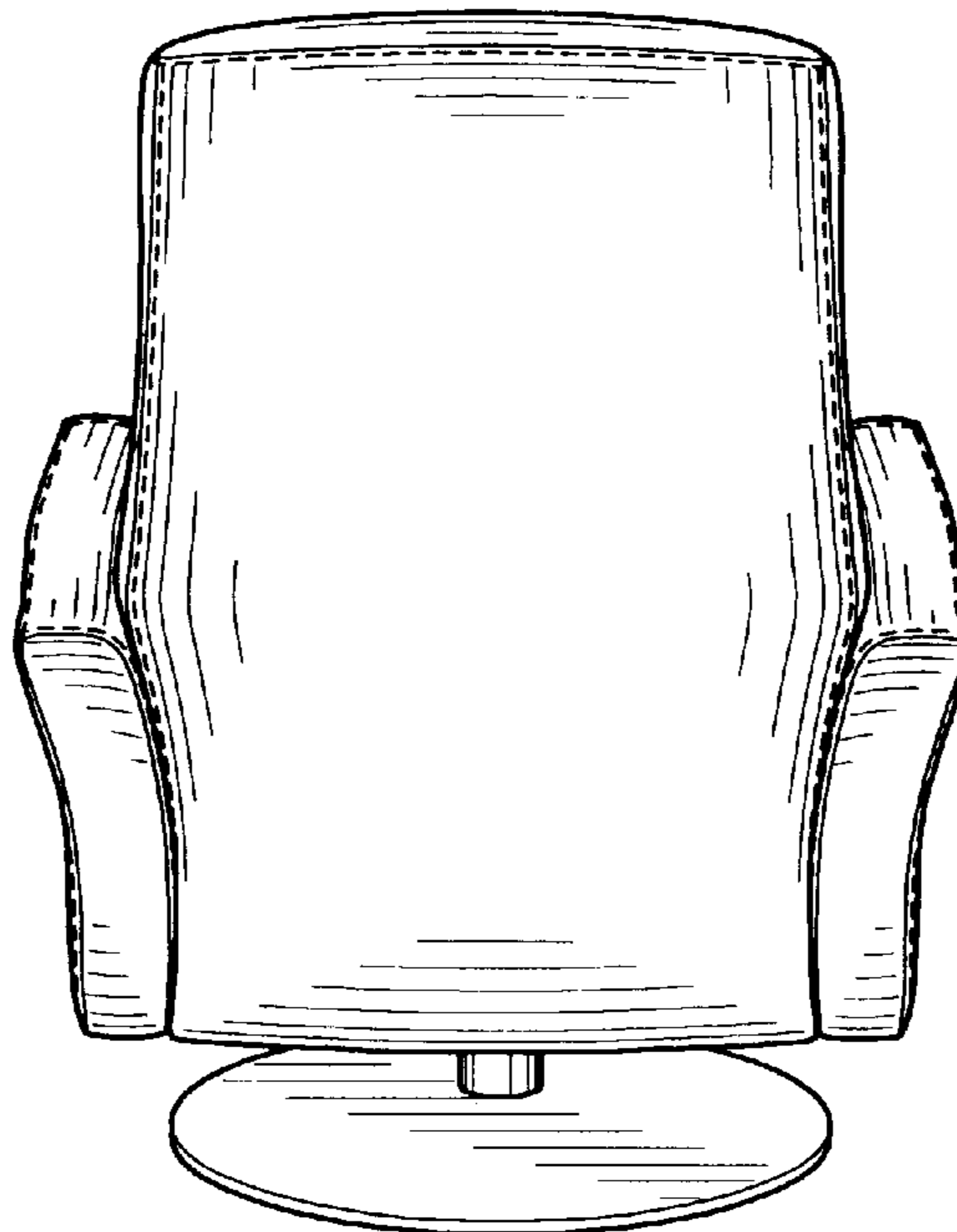


FIG. 4




FIG. 5