



US00D508787S

(12) **United States Design Patent**
Natuzzi

(10) **Patent No.:** **US D508,787 S**

(45) **Date of Patent:** **** Aug. 30, 2005**

(54) **CHAIR**

(75) **Inventor:** **Pasquale Natuzzi**, Santeramo in Colle
Bari (IT)

(73) **Assignee:** **Natuzzi S.p.A.**, Bari (IT)

(**) **Term:** **14 Years**

(21) **Appl. No.:** **29/218,554**

(22) **Filed:** **Dec. 3, 2004**

(51) **LOC (8) Cl.** **06-01**

(52) **U.S. Cl.** **D6/364**

(58) **Field of Search** D6/334, 335, 364,
D6/365, 375, 500-502; 297/445.1, 451.4,
452.35

(56) **References Cited**

U.S. PATENT DOCUMENTS

D181,945 S	*	1/1958	Saارين	D6/365
D191,705 S	*	11/1961	Galloway	D6/365
D193,889 S	*	10/1962	Buzzitta	D6/334
D211,464 S	*	6/1968	Platner	D6/364
D213,190 S	*	1/1969	Watari	D6/334

D219,376 S	*	12/1970	Pearson	D6/364
D222,745 S	*	12/1971	Bernard	D6/364
D304,654 S	*	11/1989	Stafford	D6/502
D338,112 S	*	8/1993	Hutton	D6/334

* cited by examiner

Primary Examiner—Mimosa De

(74) *Attorney, Agent, or Firm*—Harrison & Egbert

(57) **CLAIM**

I claim the ornamental design for a chair, as shown and described.

DESCRIPTION

FIG. 1 is a front elevation view of the chair showing my design.

FIG. 2 is top plan view thereof;


FIG. 3 is a front perspective view thereof;

FIG. 4 is a back view thereof; and,

FIG. 5 is a side view thereof, an opposite side view being a mirror image thereof.

The broken lines shown on the sofa are understood to represent stitching.

1 Claim, 3 Drawing Sheets



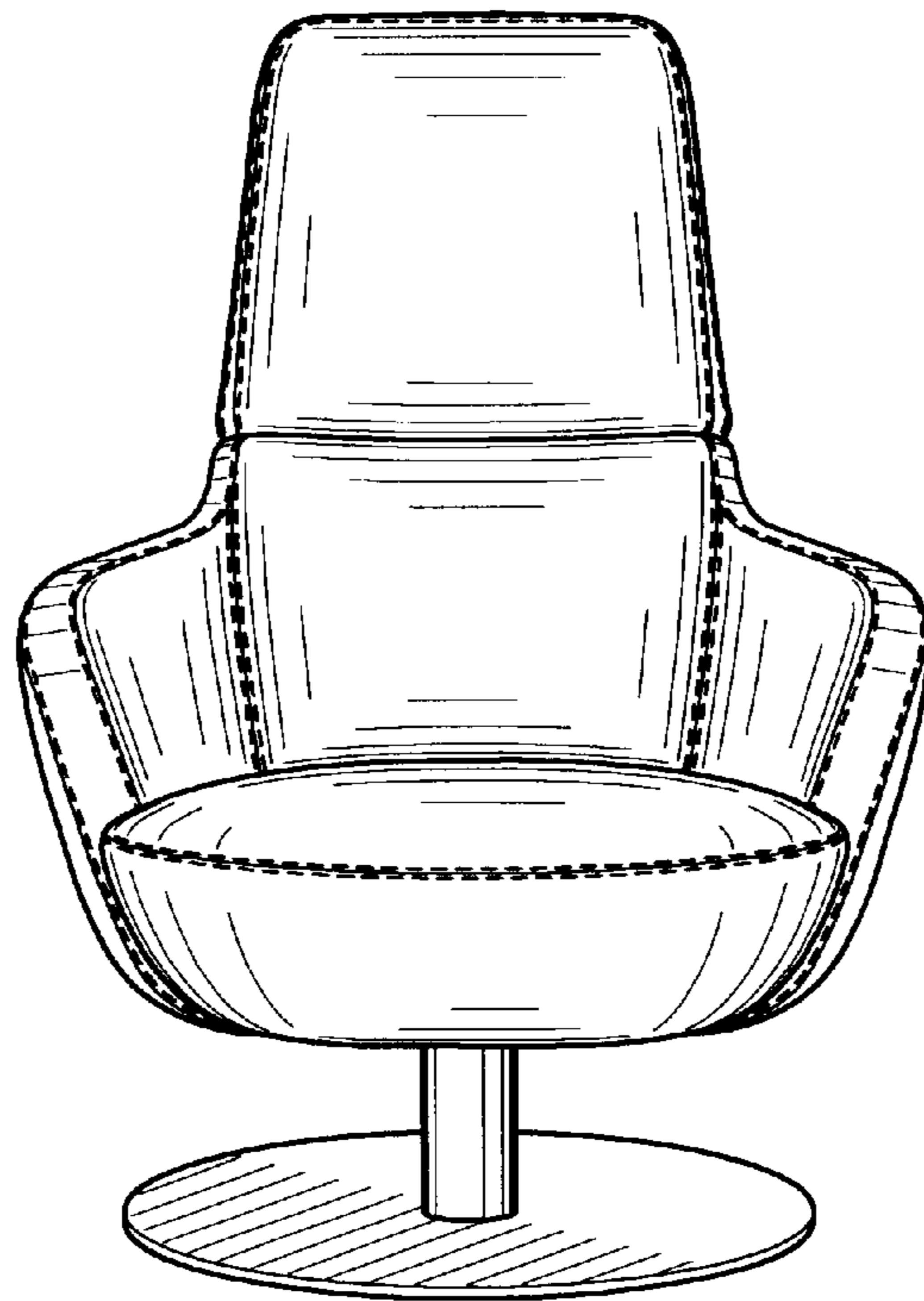


FIG. 1

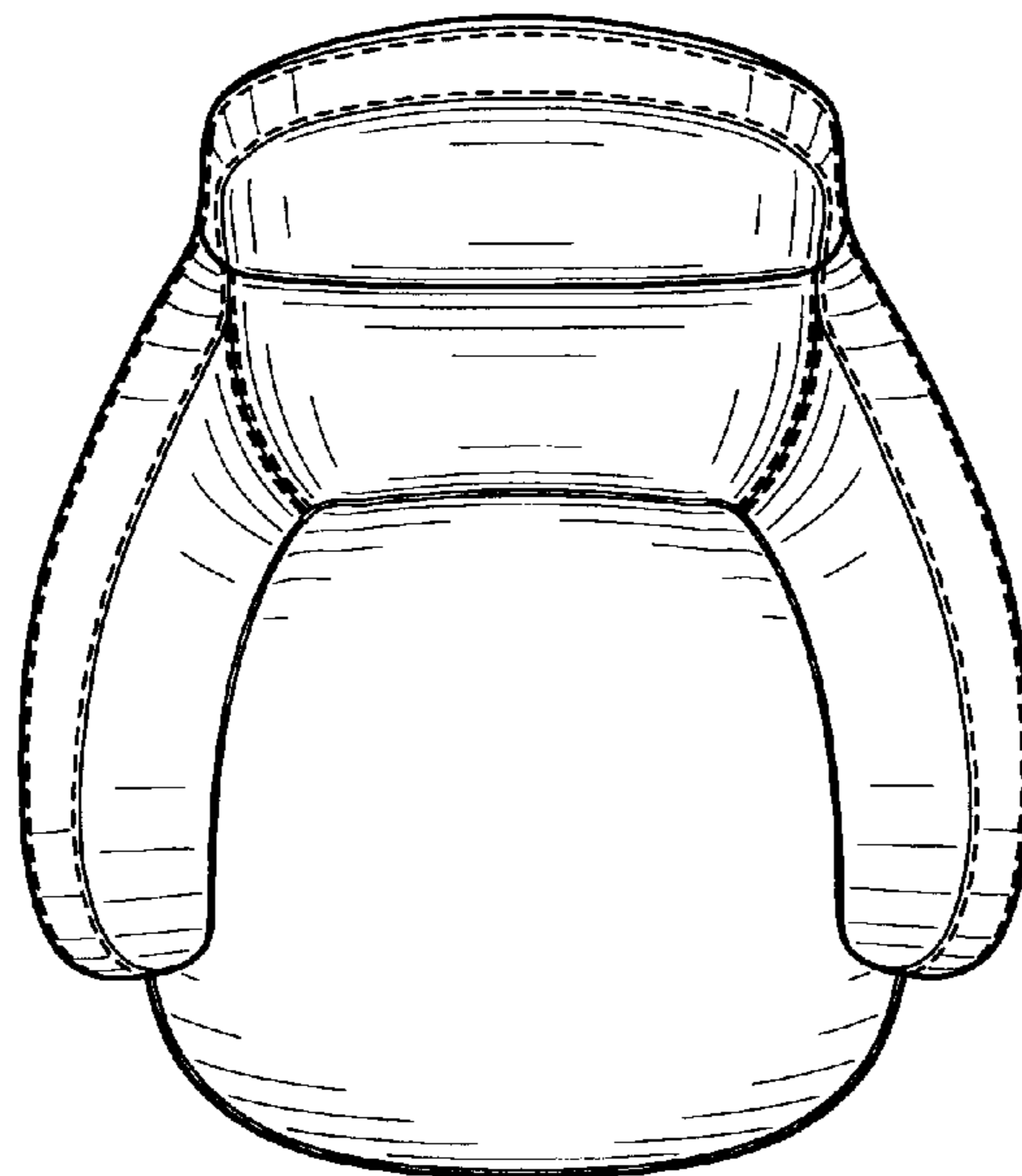


FIG. 2

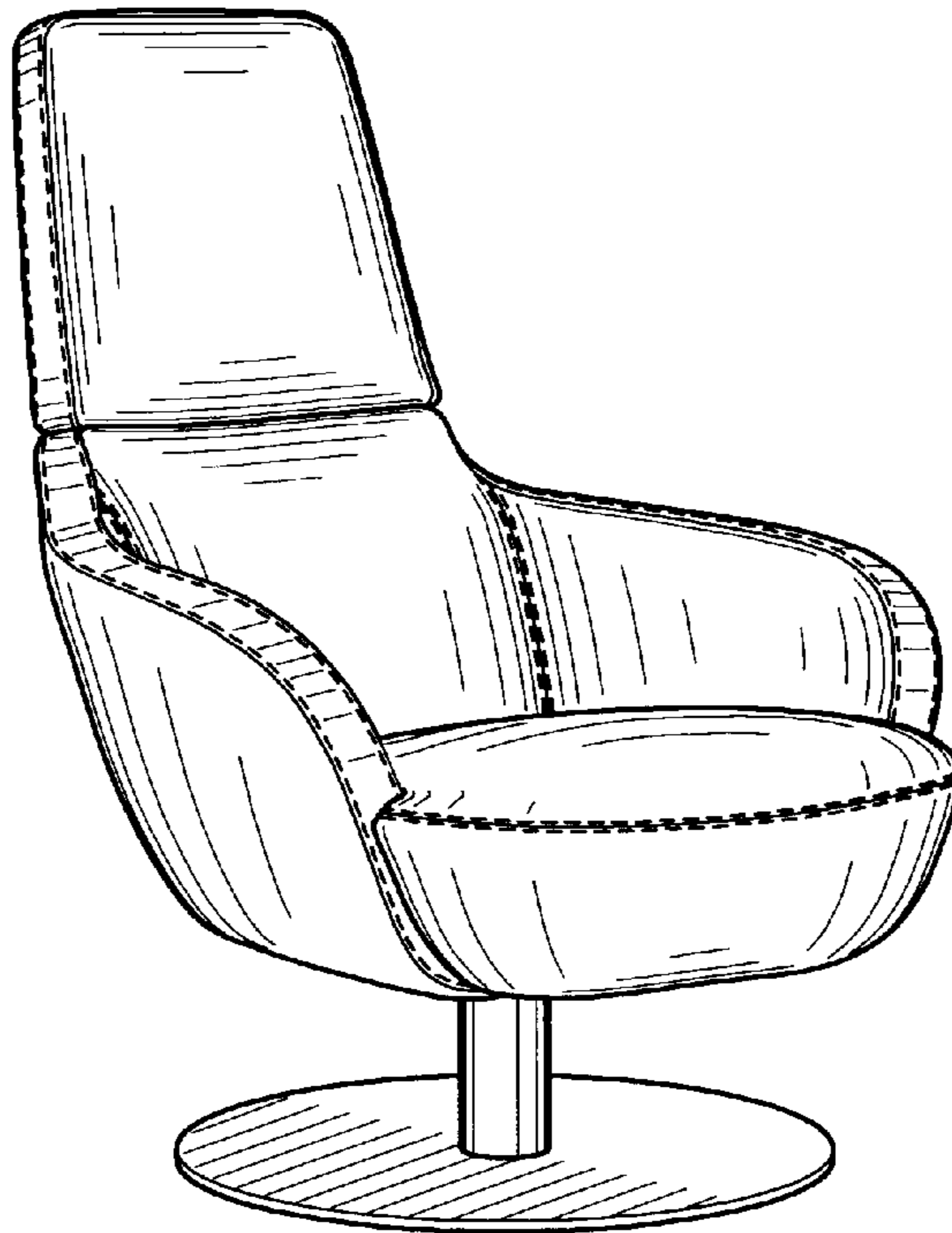


FIG. 3

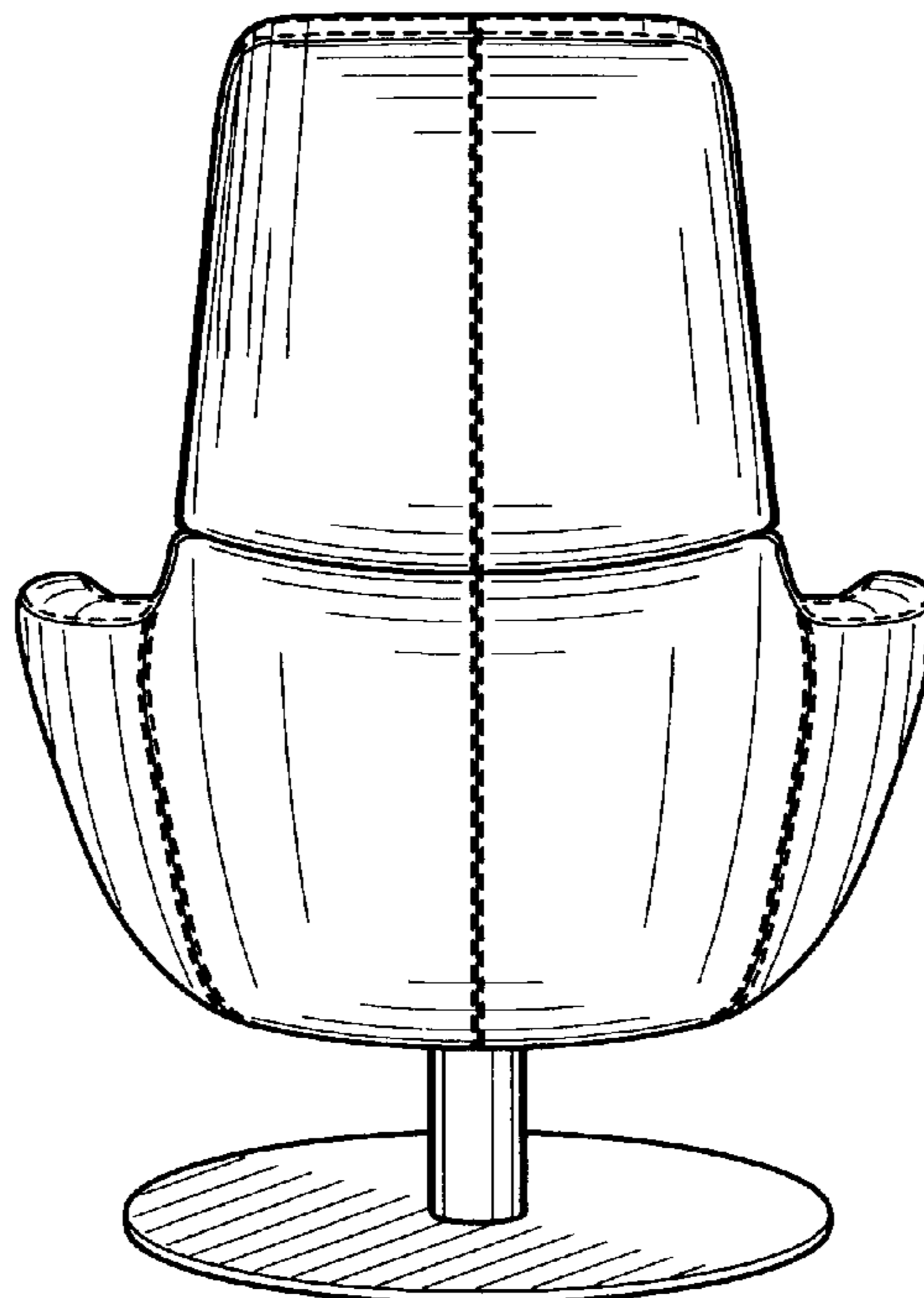


FIG. 4



FIG. 5