



US00D508775S

(12) **United States Design Patent**
Brann

(10) **Patent No.:** **US D508,775 S**

(45) **Date of Patent:** **** Aug. 30, 2005**

(54) **STORAGE CASE**

(75) **Inventor:** **Michael K. Brann**, Hyde Park, OH
(US)

(73) **Assignee:** **Meadwestvaco Corporation**, Stamford,
CT (US)

(**) **Term:** **14 Years**

(21) **Appl. No.:** **29/182,919**

(22) **Filed:** **Jun. 3, 2003**

(51) **LOC (8) Cl.** **03-99**

(52) **U.S. Cl.** **D3/321**

(58) **Field of Search** D3/321, 270, 273,
D3/301, 218, 373, 289; D6/407, 632; 206/701,
702, 810; D28/82

(56) **References Cited**

U.S. PATENT DOCUMENTS

2,470,367	A	*	5/1949	Palma	150/117
4,838,709	A	*	6/1989	Guerrero et al.	383/18
D383,620	S	*	9/1997	Smith et al.	D6/407
6,012,575	A	*	1/2000	Eskandry	206/308.1
D430,393	S	*	9/2000	Conway	D3/203.3
D432,344	S	*	10/2000	Eskandry	D6/632
D435,385	S	*	12/2000	Eskandry	D6/633
6,186,321	B1	*	2/2001	Eskandry	206/308.1
D455,930	S	*	4/2002	Eskandry	D6/631
D456,200	S	*	4/2002	Eskandry	D6/631

D460,255	S	*	7/2002	Hillman	D3/218
D460,260	S	*	7/2002	Hassett	D3/299
D463,660	S	*	10/2002	Alves et al.	D3/218
D468,532	S	*	1/2003	Hassett	D3/285
D471,052	S	*	3/2003	Nieves	D6/633
D472,372	S	*	4/2003	Hassett	D3/218
D484,352	S	*	12/2003	Palmer	D6/632
D484,687	S	*	1/2004	Hassett	D3/218
D495,185	S	*	8/2004	Palmer	D6/632
6,837,346	B2	*	1/2005	Hollingsworth	190/11

* cited by examiner

Primary Examiner—Antoine Duval Davis

Assistant Examiner—Sandra Snapp

(74) *Attorney, Agent, or Firm*—Thompson Hine LLP

(57) **CLAIM**

The design for a storage case, as shown and described.

DESCRIPTION

FIG. 1 is a front perspective view of the storage case of the present invention;

FIG. 2 is a front view of the storage case of FIG. 1;

FIG. 3 is a rear view of the storage case of FIG. 1;

FIG. 4 is a left end view of the storage case of FIG. 1;

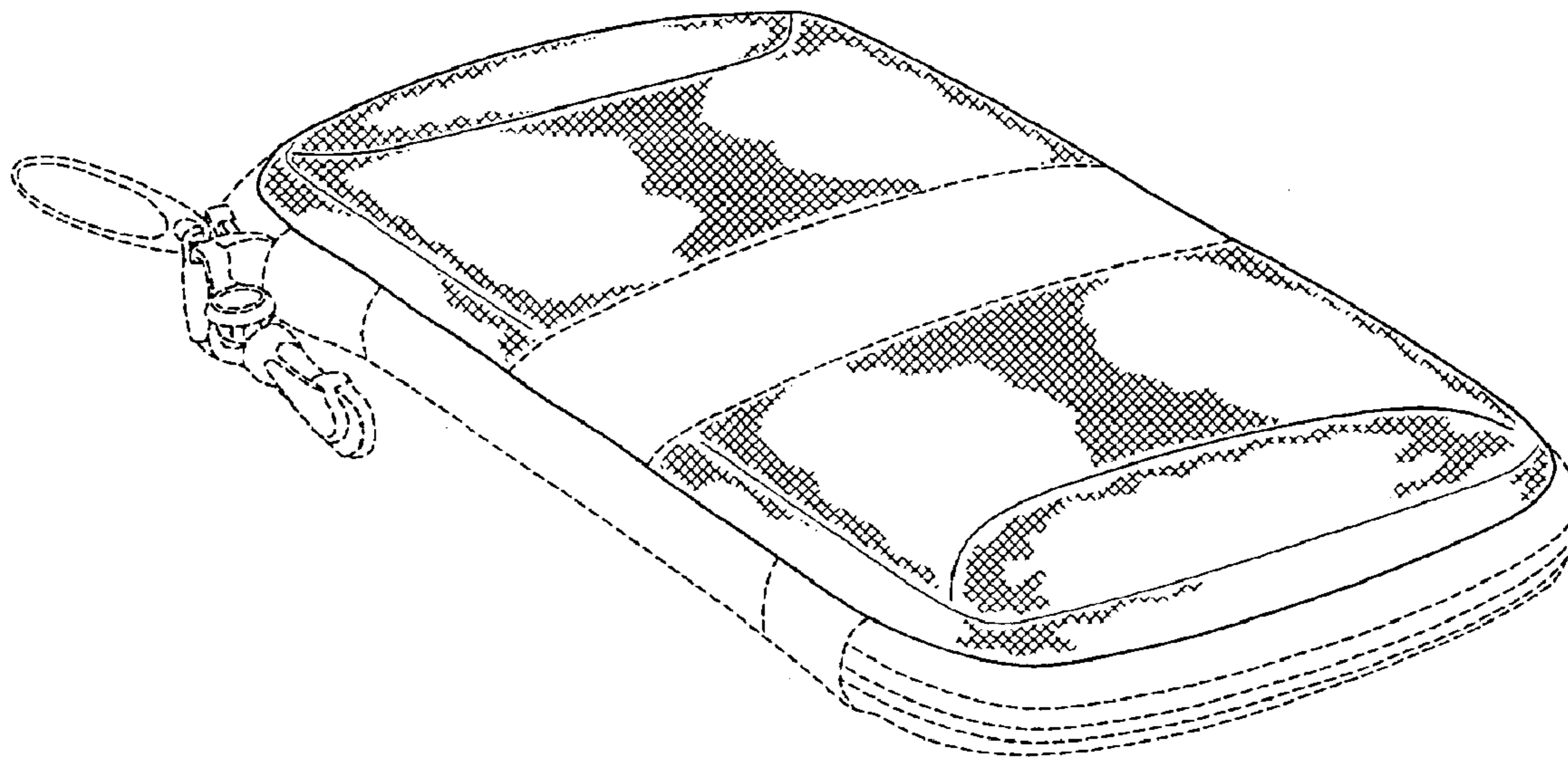
FIG. 5 is a right end view of the storage case of FIG. 1;

FIG. 6 is a top end view of the storage case of FIG. 1; and,

FIG. 7 is a bottom end view of storage case of FIG. 1.

The broken lines are for illustrative purposes only and form no part of the claimed design.

1 Claim, 5 Drawing Sheets



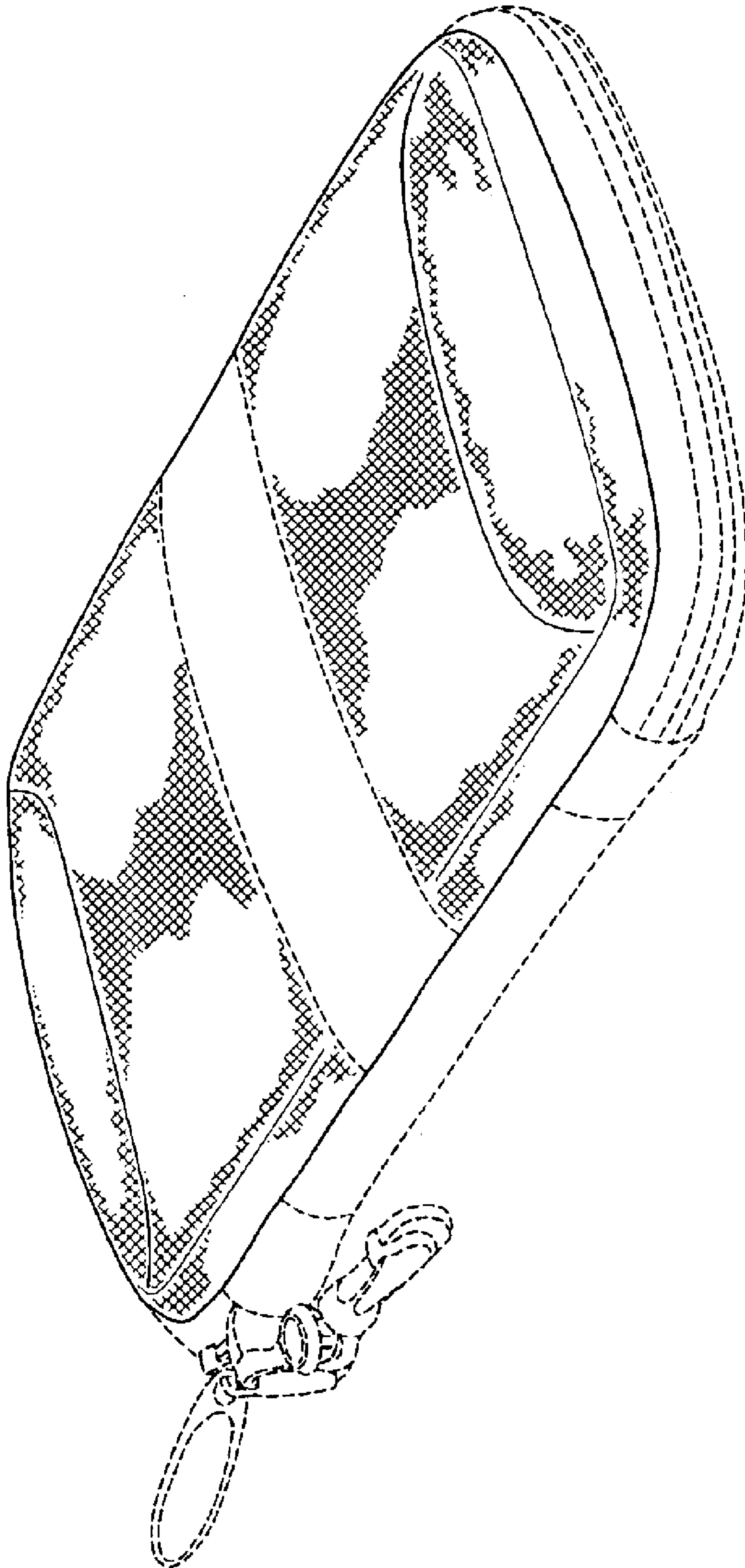


FIG. 1

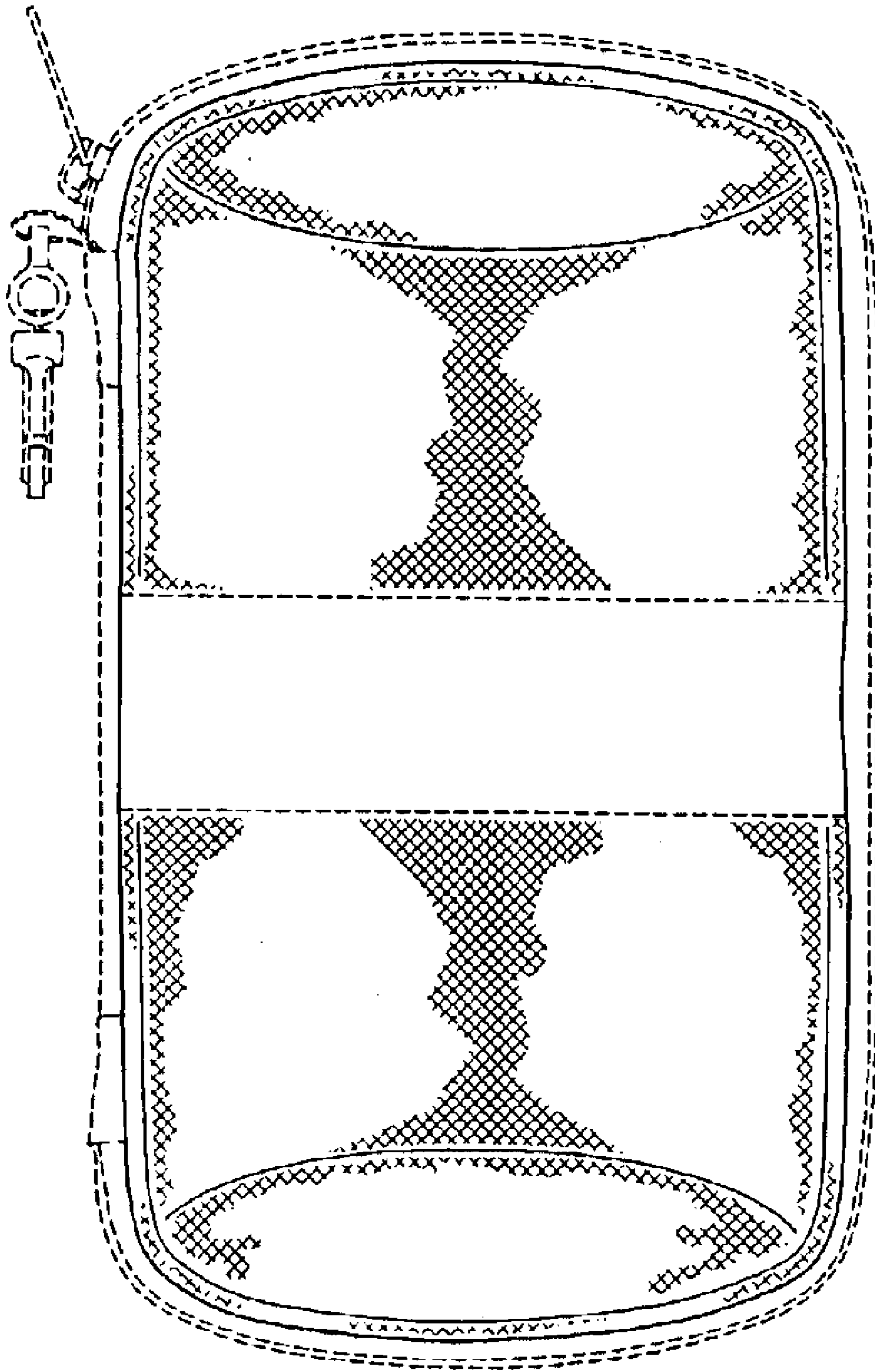


FIG. 2

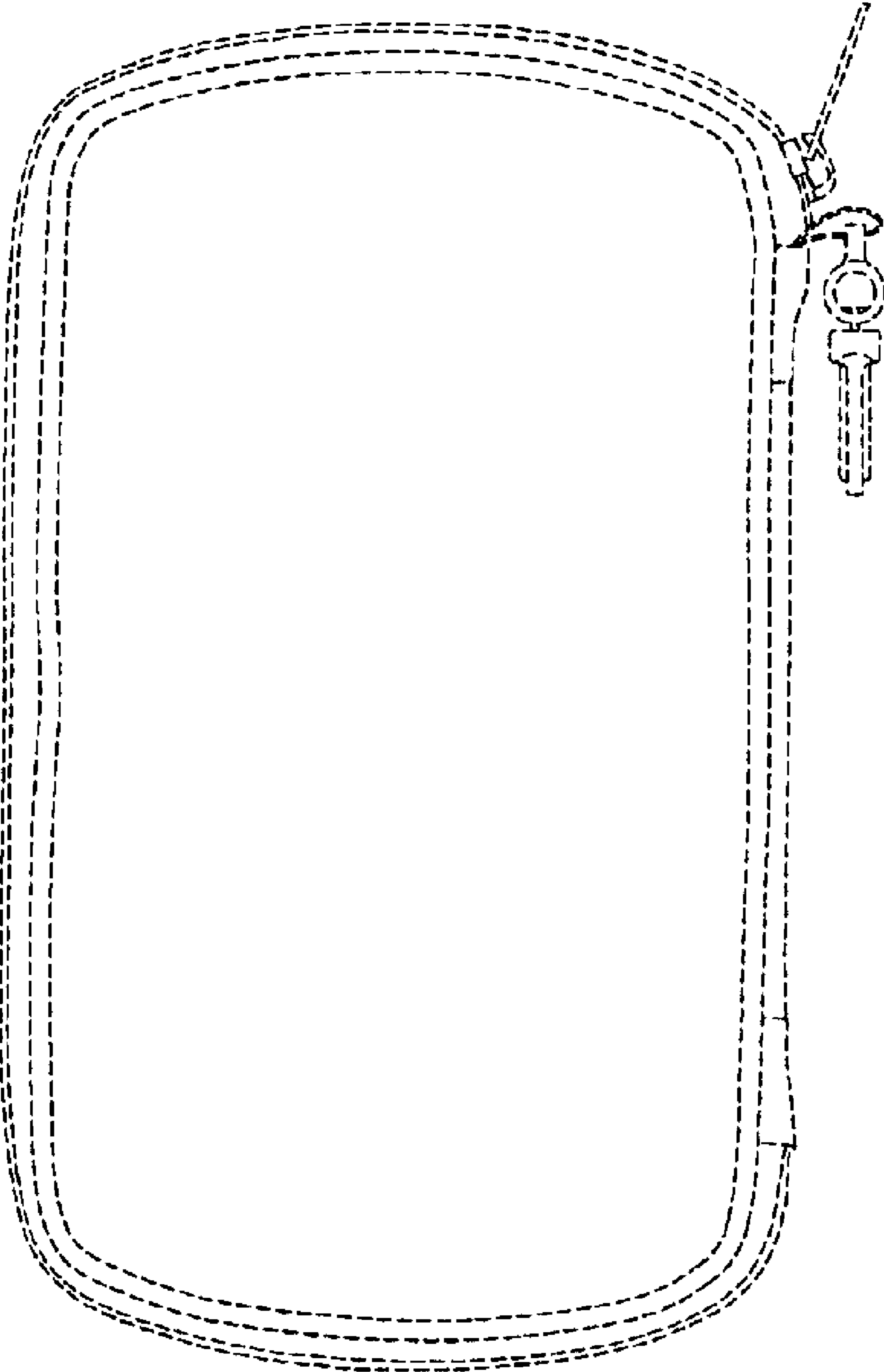


FIG. 3

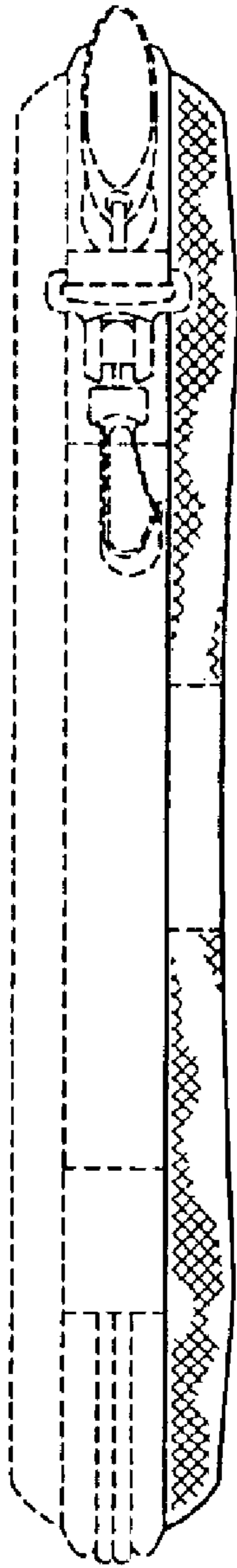


FIG. 4

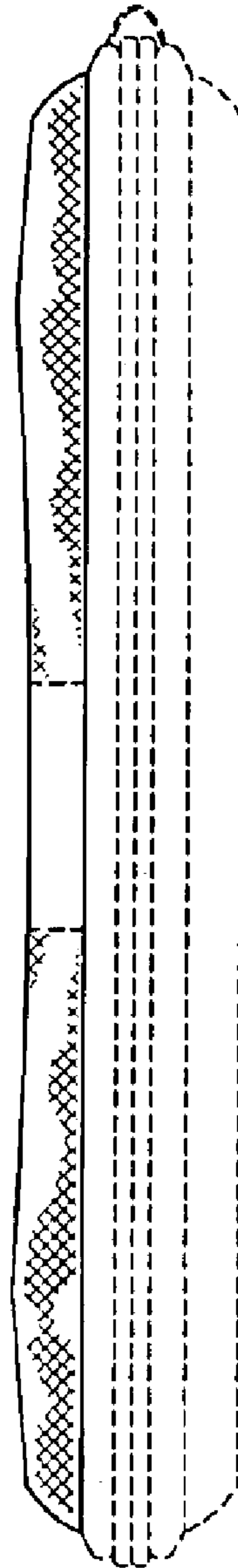


FIG. 5




FIG. 6

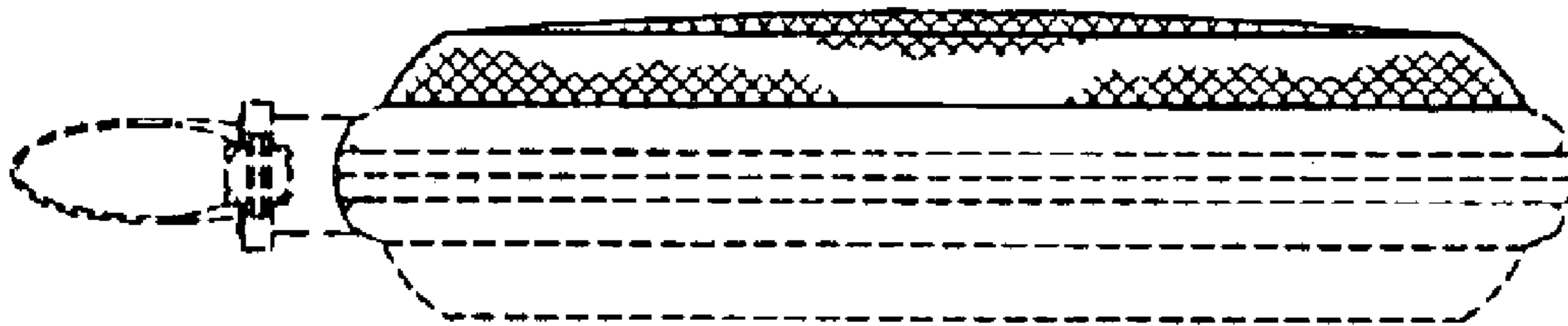


FIG. 7