

US00D508767S

(12) **United States Design Patent**
Hatfield

(10) **Patent No.:** **US D508,767 S**

(45) **Date of Patent:** **** Aug. 30, 2005**

(54) **PORTION OF A SHOE UPPER**

D487,186 S 3/2004 Maatita
D501,072 S * 1/2005 Matis et al. D2/969

(75) Inventor: **Tinker Hatfield**, Portland, OR (US)

OTHER PUBLICATIONS

(73) Assignee: **Nike, Inc.**, Beaverton, OR (US)

Nike Footwear Catalog Air Jordan Holiday 1999, Published Mar. 1999, p. 3.

(**) Term: **14 Years**

Nike Footwear Catalog Air Jordan Holiday 1999, Published Mar. 1999, p. 5.

(21) Appl. No.: **29/214,912**

Nike Footwear Catalog Air Jordan Holiday 1999, Published Mar. 1999, p. 5.

(22) Filed: **Oct. 13, 2004**

(51) **LOC (8) Cl.** **02-99**

* cited by examiner

(52) **U.S. Cl.** **D2/972**

Primary Examiner—Dominic Simone

(58) **Field of Search** D2/902, 907, 943,
D2/944, 949, 969, 972-974; 36/45, 50.1,
77 M, 77 R, 83, 88, 113, 114, 126-131

(74) *Attorney, Agent, or Firm*—Banner & Witcoff, Ltd.

(56) **References Cited**

(57) **CLAIM**

The ornamental design for a portion of a shoe upper, as shown and described.

U.S. PATENT DOCUMENTS

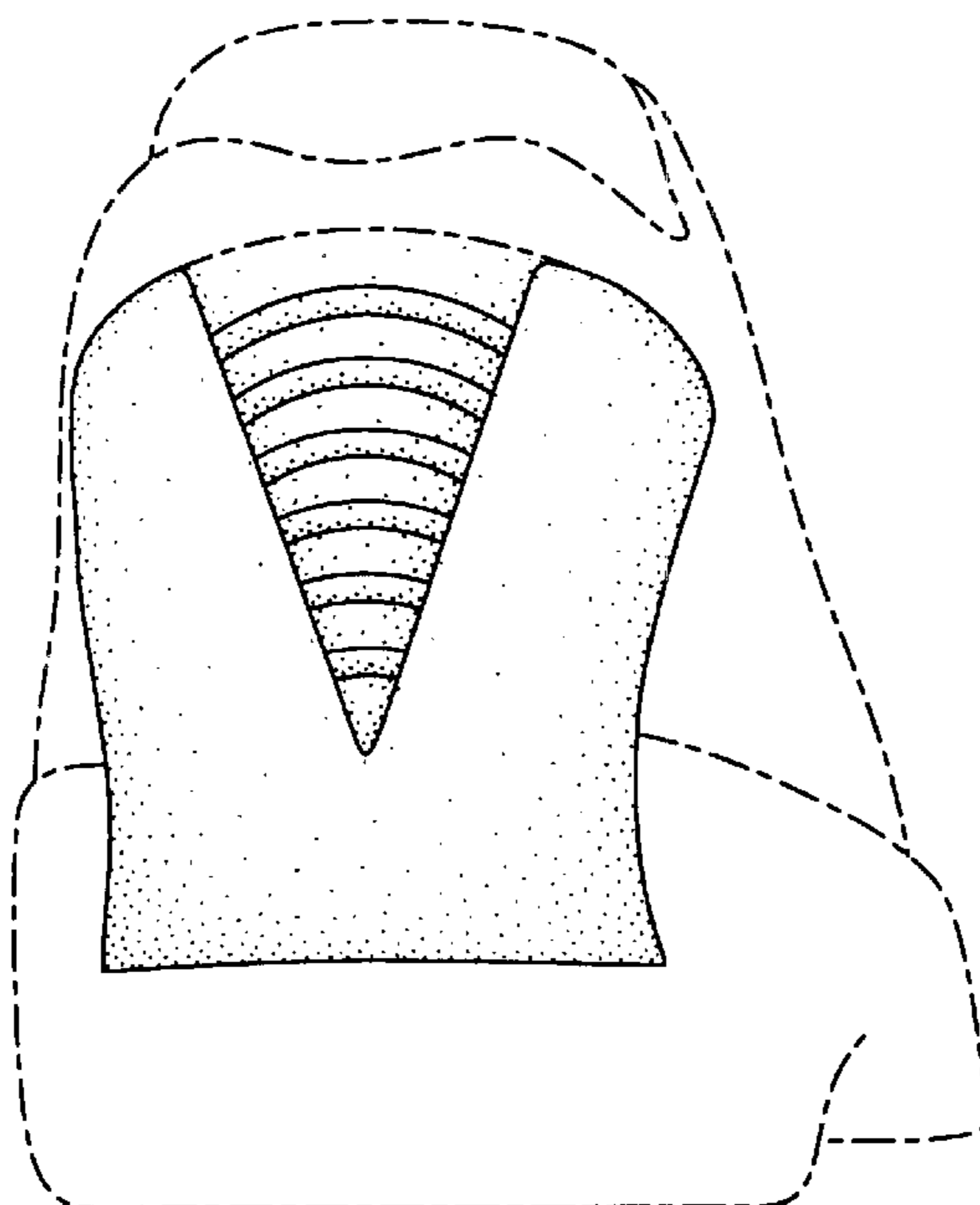
DESCRIPTION

D95,053 S	4/1935	Lovejoy	
D95,054 S	4/1935	Lovejoy	
D219,361 S	12/1970	Cinquegrana et al.	
3,545,107 A	12/1970	Cinquegrana et al.	
D265,018 S	6/1982	Vermonet	
D265,144 S	6/1982	Vermonet	
D310,442 S	9/1990	Hatfield	
D395,943 S	7/1998	Hewett et al.	
D403,495 S	1/1999	Sorofman	
D412,780 S	8/1999	Hatfield et al.	
D424,292 S	5/2000	Besanceney, III et al.	
D441,181 S	* 5/2001	Morgan	D2/972
D467,062 S	* 12/2002	Delgorgue et al.	D2/972
D473,700 S	4/2003	Adreliunas et al.	
D473,701 S	4/2003	Adreliunas et al.	
D485,976 S	2/2004	Maatita	

FIG. 1 is a front perspective view of a portion of a shoe upper showing my new design; FIG. 2 is a rear perspective view thereof; FIG. 3 is a first side view thereof; FIG. 4 is a second side view thereof; FIG. 5 is a rear view thereof; and, FIG. 6 is a top view thereof.

The uneven broken line in FIGS. 2-6 bounding the top center region of the design represents an unclaimed boundary of the design. The uneven broken line showing of the remainder of the shoe is for illustrative purposes only and forms no part of the claimed design.

1 Claim, 6 Drawing Sheets



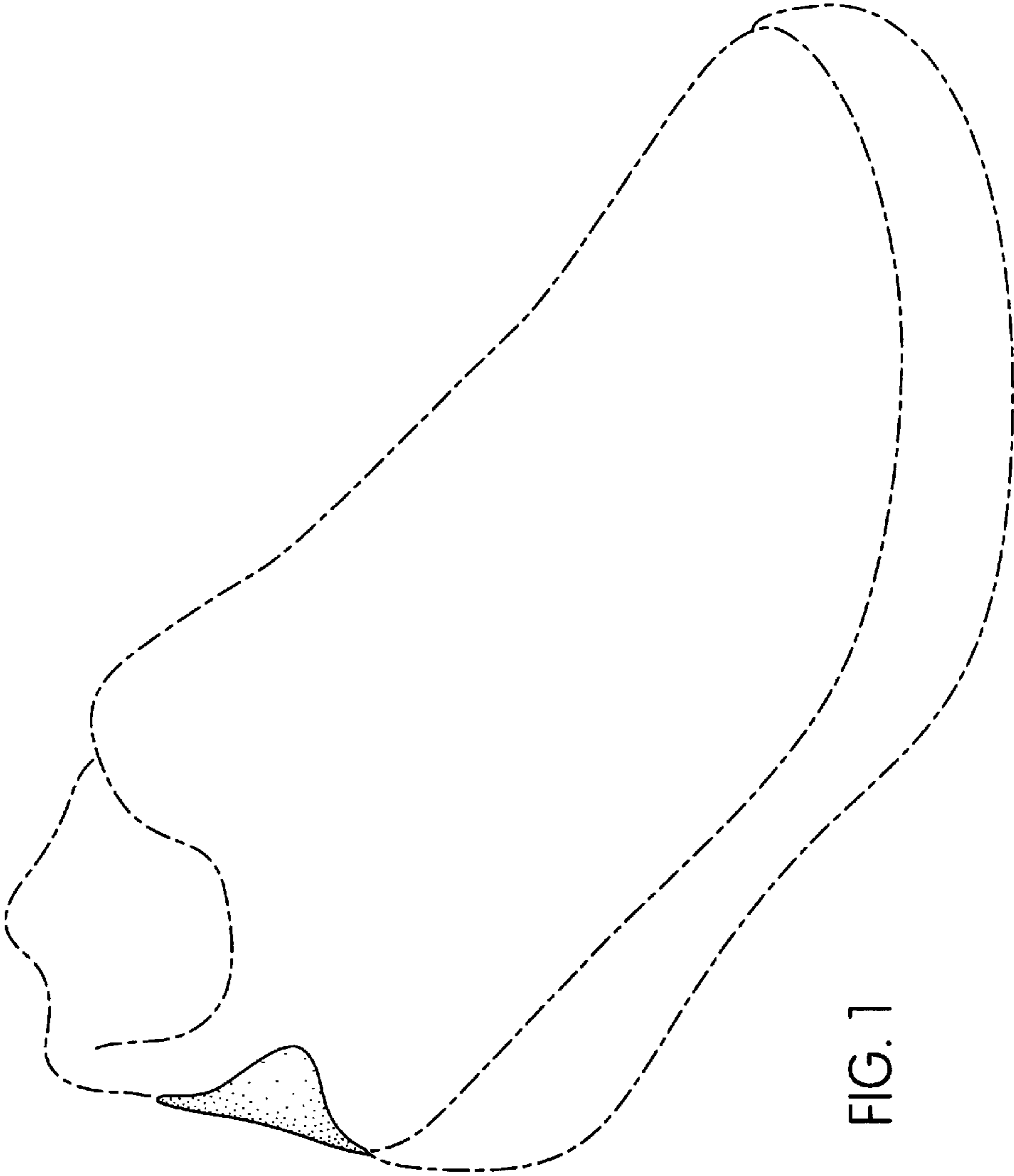


FIG. 1

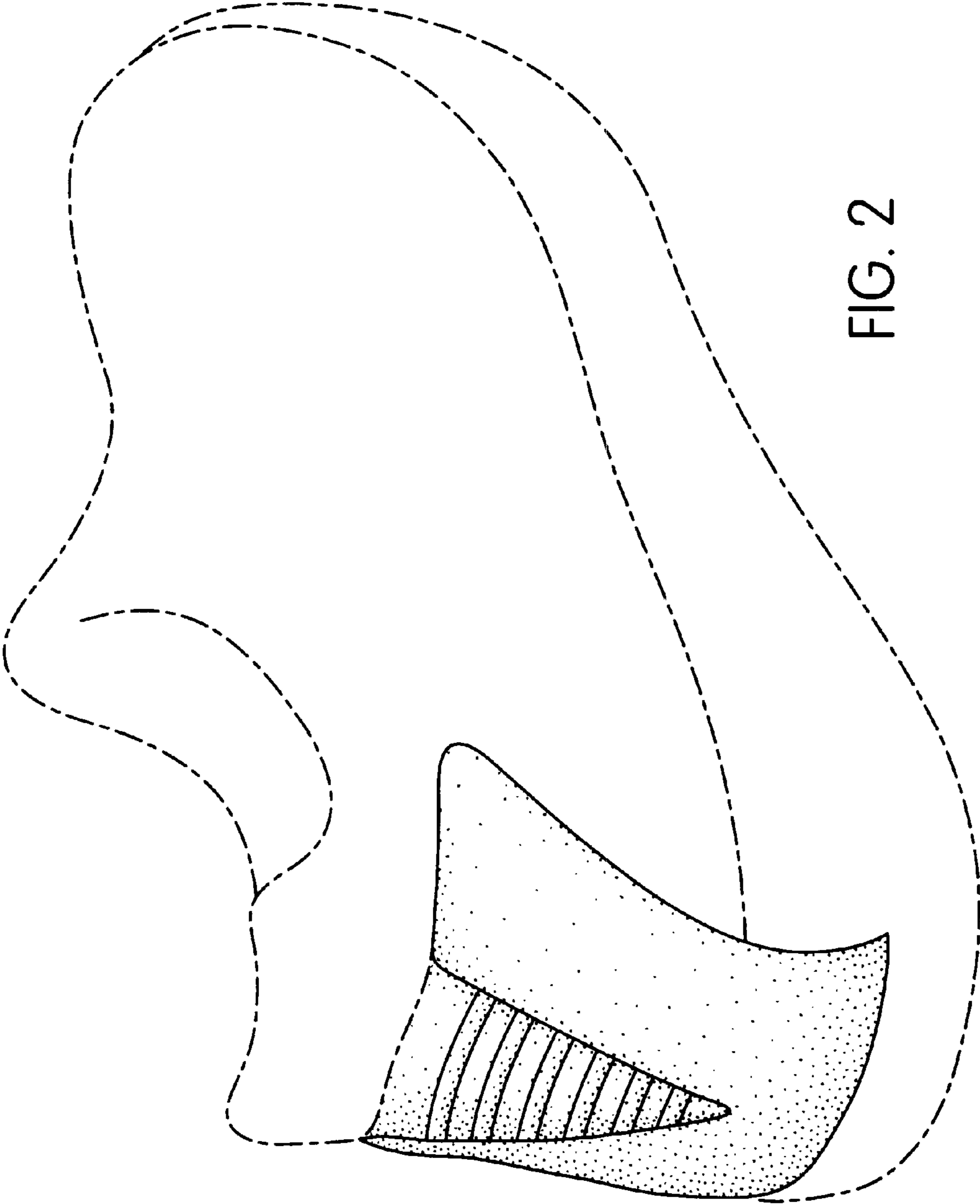


FIG. 2




FIG. 3



FIG. 4

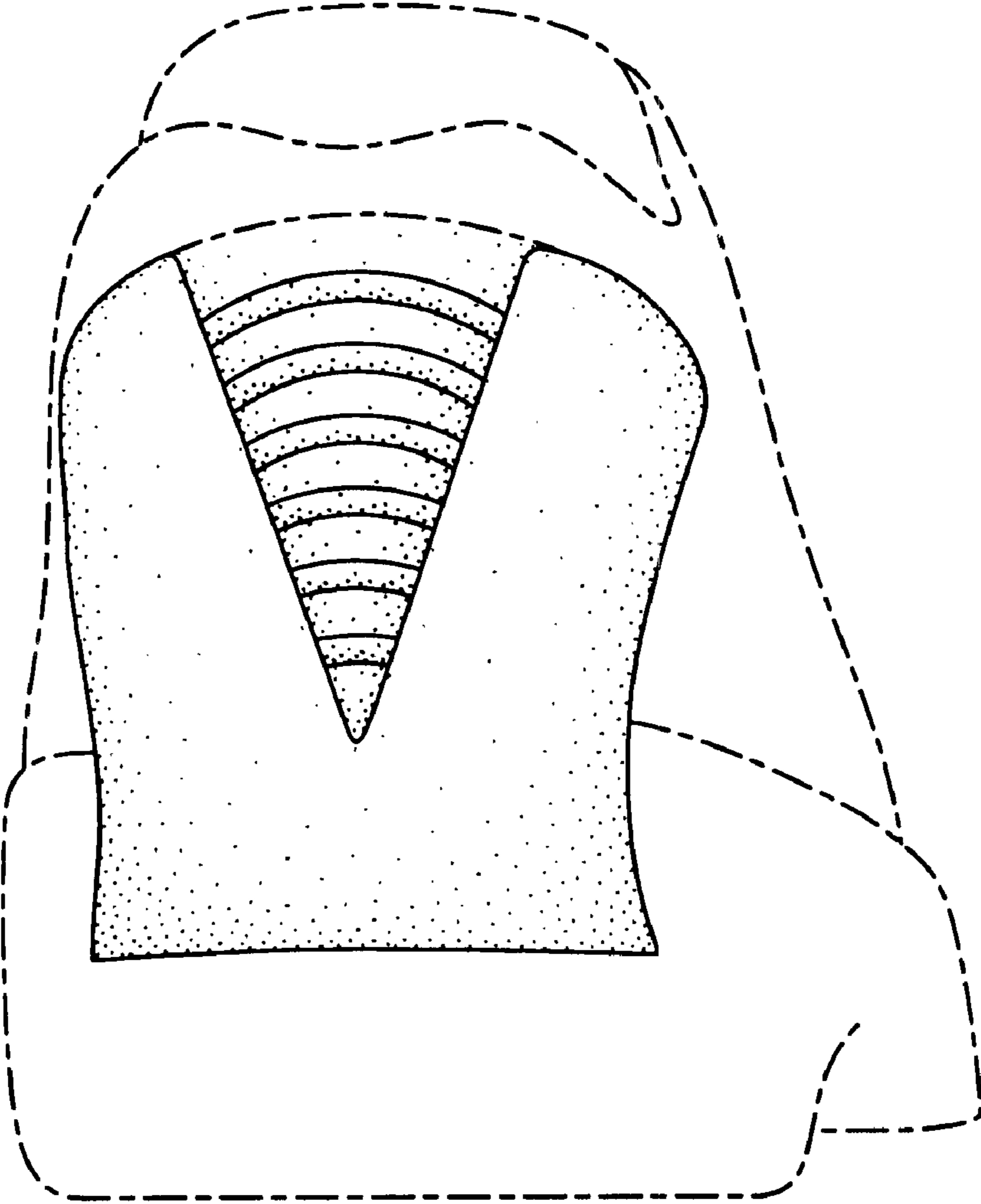


FIG. 5

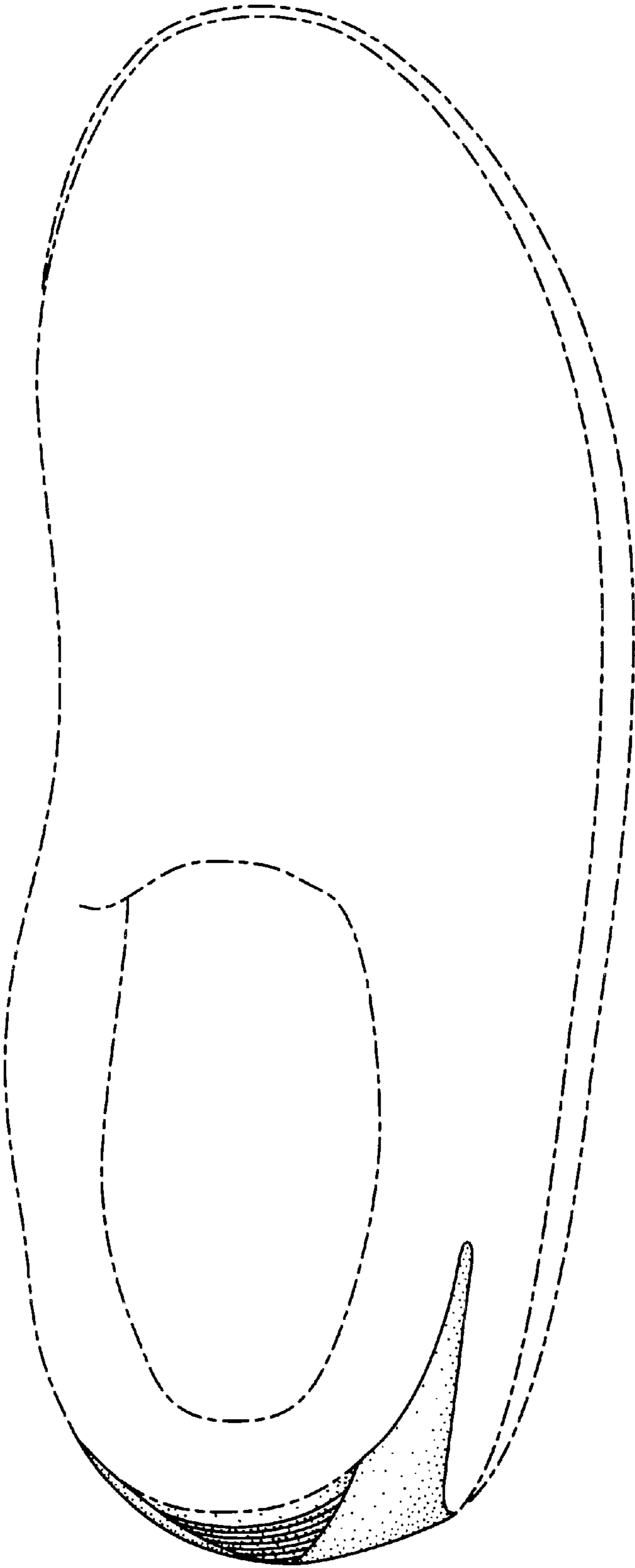


FIG. 6