

US00D508762S

(12) **United States Design Patent**
Jia et al.

(10) **Patent No.:** **US D508,762 S**

(45) **Date of Patent:** **** Aug. 30, 2005**

(54) **DOG CHEW**

(75) Inventors: **Tiandong Jia**, Somerset, NJ (US);
Sharon McNamara, Kinnelon, NJ
(US); **Robert Sulikowski**, Lumberton,
NC (US)

(73) Assignee: **The Hartz Mountain Corporation**,
Secaucus, NJ (US)

(**) Term: **14 Years**

(21) Appl. No.: **29/214,824**

(22) Filed: **Oct. 8, 2004**

Related U.S. Application Data

(62) Division of application No. 29/192,684, filed on Oct. 27,
2003.

(51) **LOC (8) Cl.** **01-06**

(52) **U.S. Cl.** **D1/199; D1/115; D30/160**

(58) **Field of Search** **D1/199, 115, 106;**
119/706-711; 426/91-92, 138, 573, 657-658,
807, 513, 641, 654, 501, 104, 803; D30/160

(56) **References Cited**

U.S. PATENT DOCUMENTS

2,051,682 A	*	8/1936	Couture	426/138
2,988,045 A		6/1961	Fisher	
3,156,194 A	*	11/1964	Scott	426/501
3,368,528 A		2/1968	Ganoe	
3,904,772 A	*	9/1975	Moege	426/293
4,072,763 A	*	2/1978	Mart	426/513

4,447,457 A	*	5/1984	Bernal	426/91
5,467,741 A		11/1995	O'Rourke	
D382,380 S	*	8/1997	Prabel	D30/160
5,673,653 A		10/1997	Sherrill	
5,832,877 A	*	11/1998	Markham	119/710
6,044,800 A		4/2000	Kubo	
6,250,254 B1		6/2001	Weinacker	
6,277,420 B1		8/2001	Andersen	
D450,894 S	*	11/2001	Suchowski et al.	D30/160
D453,242 S	*	1/2002	Kaplan	D30/160
D453,864 S	*	2/2002	Olivares et al.	D30/160
D476,118 S	*	6/2003	Kirch	D30/160

* cited by examiner

Primary Examiner—Pamela Burgess

(74) *Attorney, Agent, or Firm*—Jeffrey M. Kaden; Gottlieb,
Rackman & Reisman, P.C.

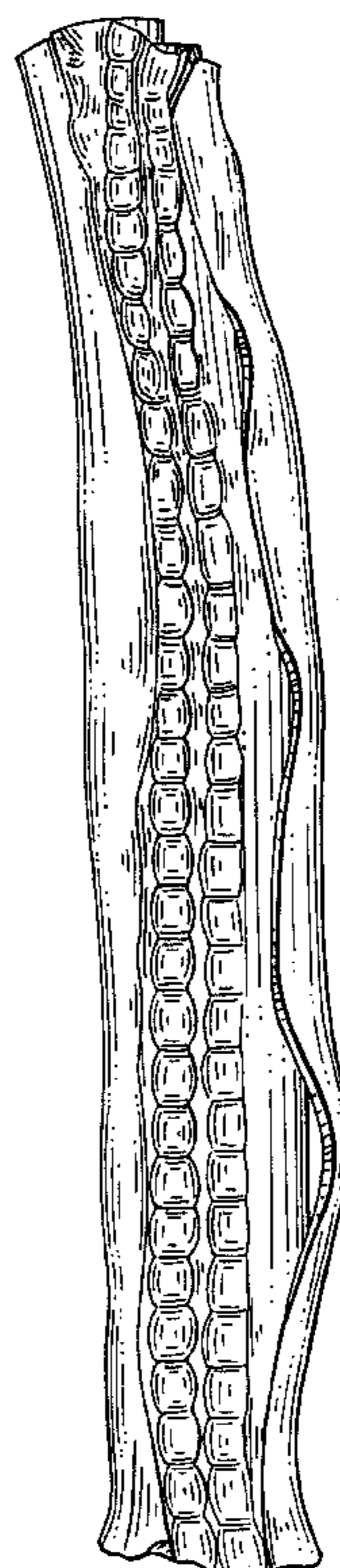
(57) **CLAIM**

The ornamental Design for a dog chew, as shown and
described.

DESCRIPTION

FIG. 1 is a front elevational view of a first embodiment
thereof;
FIG. 2 is a left side elevational view of the first embodiment
thereof;
FIG. 3 is a top plan view of a first embodiment thereof;
FIG. 4 is a bottom plan view of a first embodiment thereof;
FIG. 5 is a rear elevational view of a first embodiment
thereof; and,
FIG. 6 is a right side elevational view of a first embodiment
thereof.

1 Claim, 2 Drawing Sheets



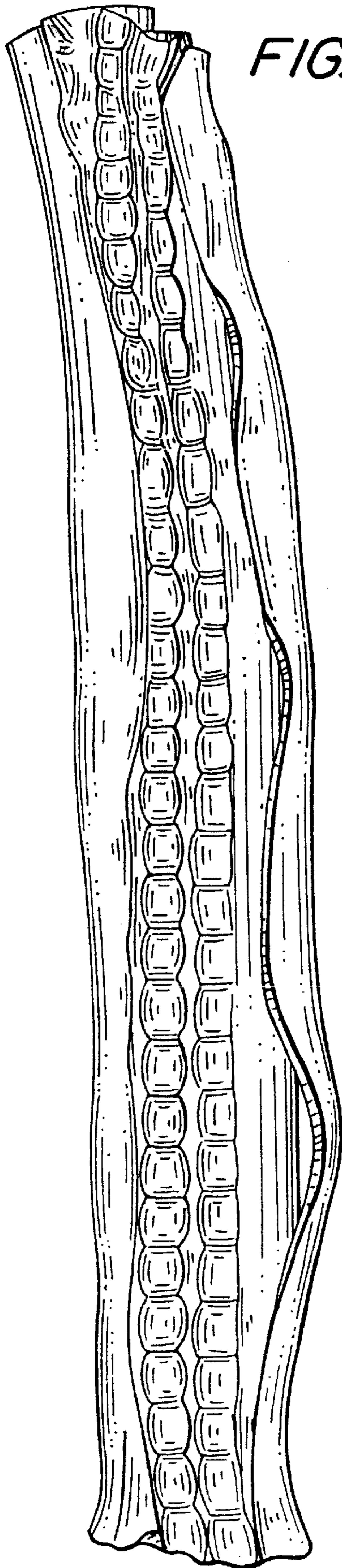


FIG. 1




FIG. 2

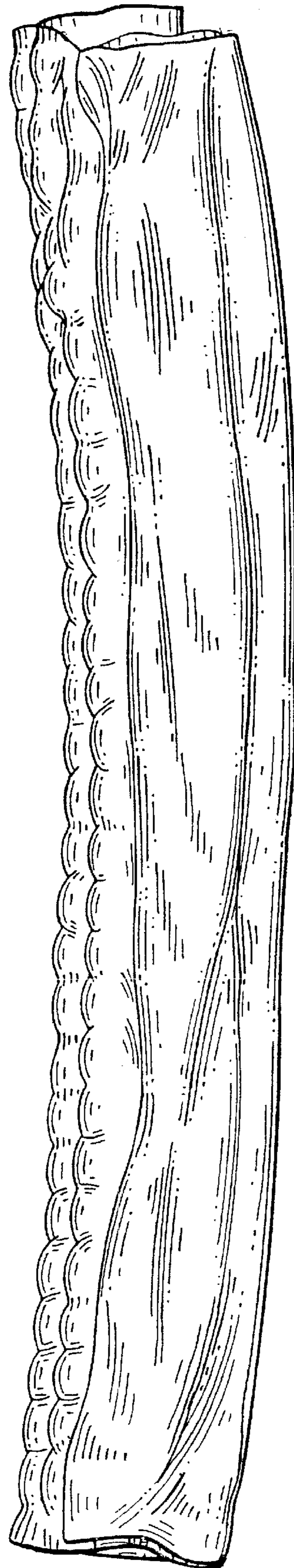


FIG. 3

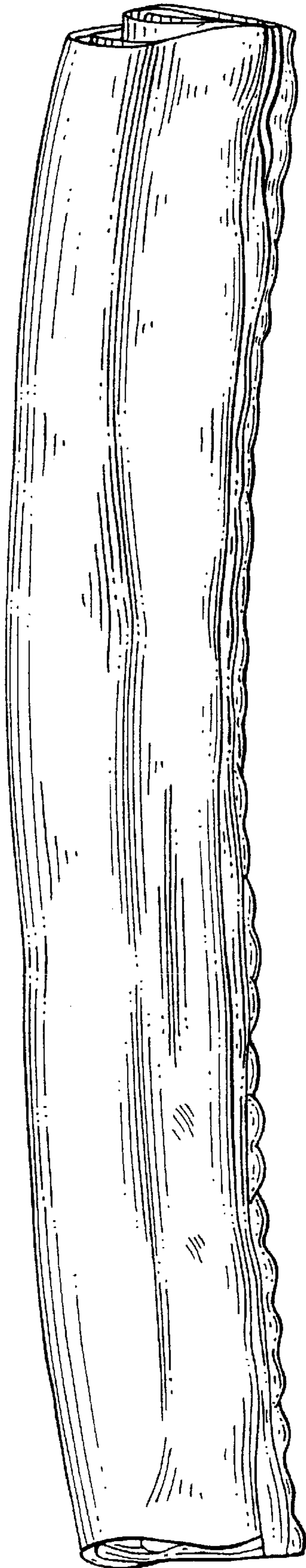


FIG. 4

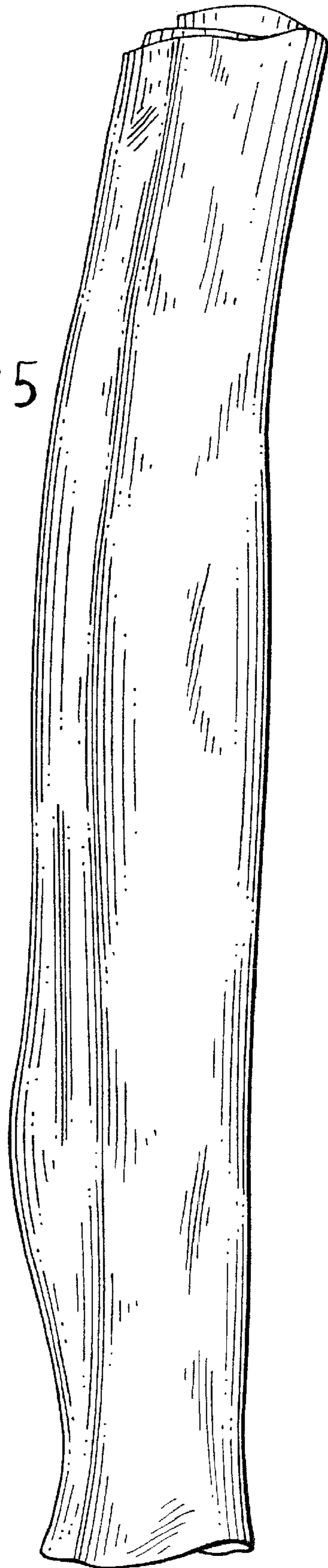


FIG. 5

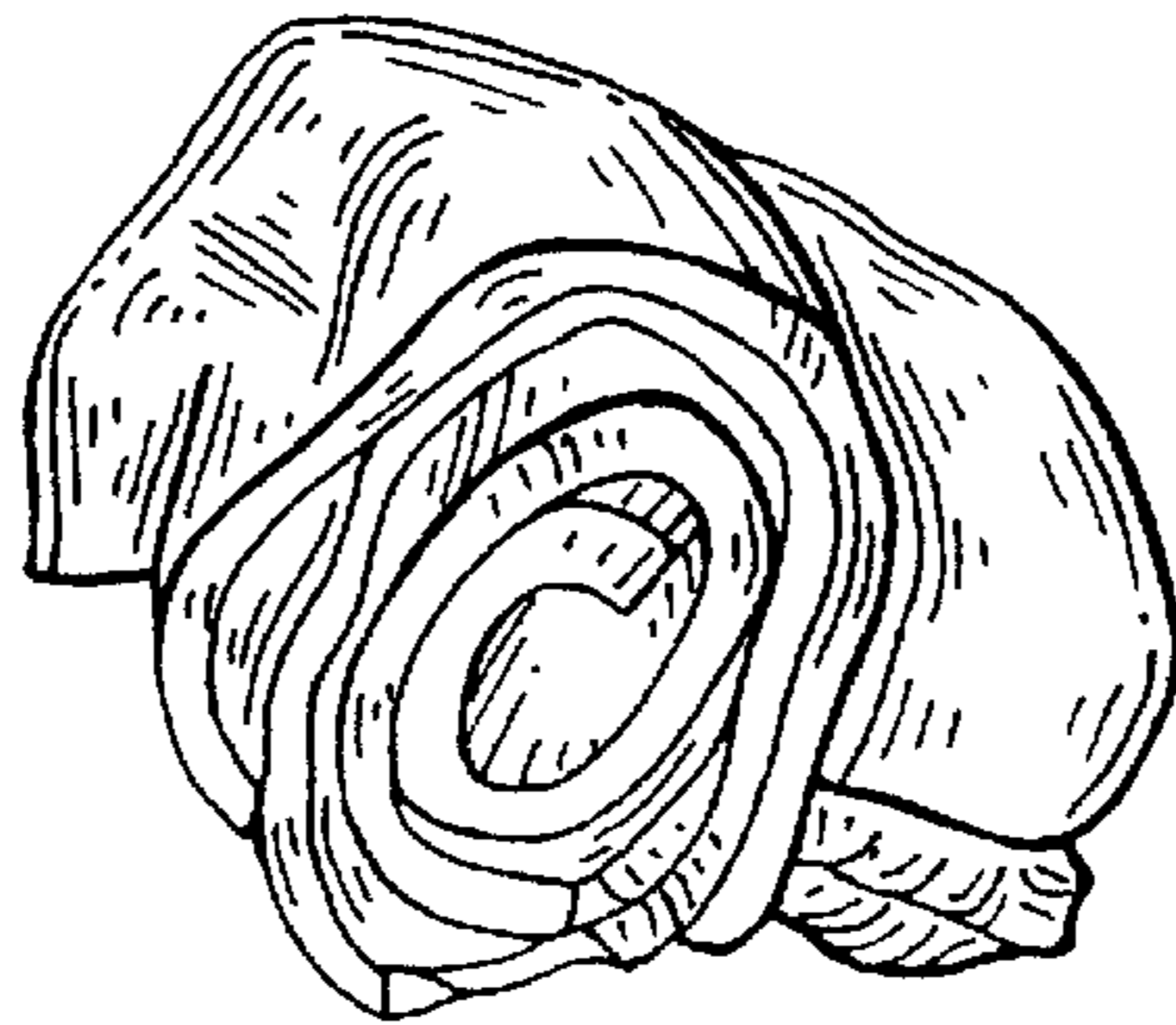


FIG. 6