



US00D508738S

(12) **United States Design Patent** (10) **Patent No.:** **US D508,738 S**
Lodato et al. (45) **Date of Patent:** **** Aug. 23, 2005**

(54) **WRIST WORN SENSOR PLATFORM**
(75) Inventors: **Franco Lodato**, Weston, FL (US);
Daniel L. Williams, Norwell, MA
(US); **Hartmut H. Esslinger**, Los
Gatos, CA (US); **Howard Nuk**,
Sunnyvale, FL (US)
(73) Assignee: **Motorola, Inc.**, Schaumburg, IL (US)
(**) Term: **14 Years**
(21) Appl. No.: **29/186,295**
(22) Filed: **Jul. 14, 2003**
(51) **LOC (8) Cl.** **24-01**
(52) **U.S. Cl.** **D24/167; D14/138; D14/344;**
D24/186
(58) **Field of Search** **D14/137, 138,**
D14/147-148, 247-248, 144, 341-347;
379/433.01-433.13, 434; 455/550.1-90.3,
575.4, 566, 575.1, 556.1, 556.2, 575.6;
D21/517; D24/167, 186; 600/503; D10/30-39,
122-126, 128; 368/10, 13

D423,946 S * 5/2000 Jannard et al. D10/30
D424,532 S * 5/2000 Chida D14/344
6,080,111 A * 6/2000 Pao-Lang 600/503
D439,981 S * 4/2001 Kasabach et al. D24/186
D452,170 S * 12/2001 Tomimatsu D10/30
D454,551 S * 3/2002 Bonadei et al. D14/138
D454,798 S * 3/2002 Gruosi D10/30
6,402,417 B1 * 6/2002 Okamoto 403/322.1
D460,430 S * 7/2002 Wada et al. D14/138
D466,487 S * 12/2002 Wada et al. D14/138
D466,488 S * 12/2002 Wada et al. D14/138
6,529,713 B1 * 3/2003 Seymour 455/575.2
6,547,741 B2 * 4/2003 Mori et al. 600/490
D474,981 S * 5/2003 Wilson D10/32
6,558,335 B1 * 5/2003 Thede 600/503
6,564,075 B1 * 5/2003 Mitamura 455/575.1
D488,391 S * 4/2004 Kume D10/32
D489,346 S * 5/2004 Lowinger D14/138
D492,658 S * 7/2004 Lowinger D14/138
D494,556 S * 8/2004 Brewer et al. D14/138
2002/0103014 A1 * 8/2002 Hutchison et al. 455/575
2004/0209657 A1 * 10/2004 Ghassabian 455/575.1

* cited by examiner

Primary Examiner—Jeffrey Asch
(74) *Attorney, Agent, or Firm*—Design IP

(56) **References Cited**

U.S. PATENT DOCUMENTS

D237,784 S * 11/1975 Cruse D10/38
4,120,296 A * 10/1978 Prinz 600/503
4,159,416 A * 6/1979 Brejnik et al. 377/19
4,406,290 A * 9/1983 Walbeoffe-Wilson
et al. 600/502
4,419,770 A * 12/1983 Yagi et al. 455/301
D287,403 S * 12/1986 Kiiski et al. D24/167
D296,675 S * 7/1988 Jones et al. D10/31
4,977,614 A * 12/1990 Kurcbart 455/193.1
D341,659 S * 11/1993 Homayoun et al. D24/167
D342,571 S * 12/1993 Givens, Sr. D24/186
5,355,352 A * 10/1994 Kobayashi et al. 368/281
D366,036 S * 1/1996 Houlihan D14/344
5,515,858 A * 5/1996 Myllymaki 600/301
5,539,706 A * 7/1996 Takenaka et al. 368/10
5,622,180 A * 4/1997 Tammi et al. 600/503
D386,692 S * 11/1997 Kume et al. D10/30
D404,316 S * 1/1999 Azegami et al. D10/30

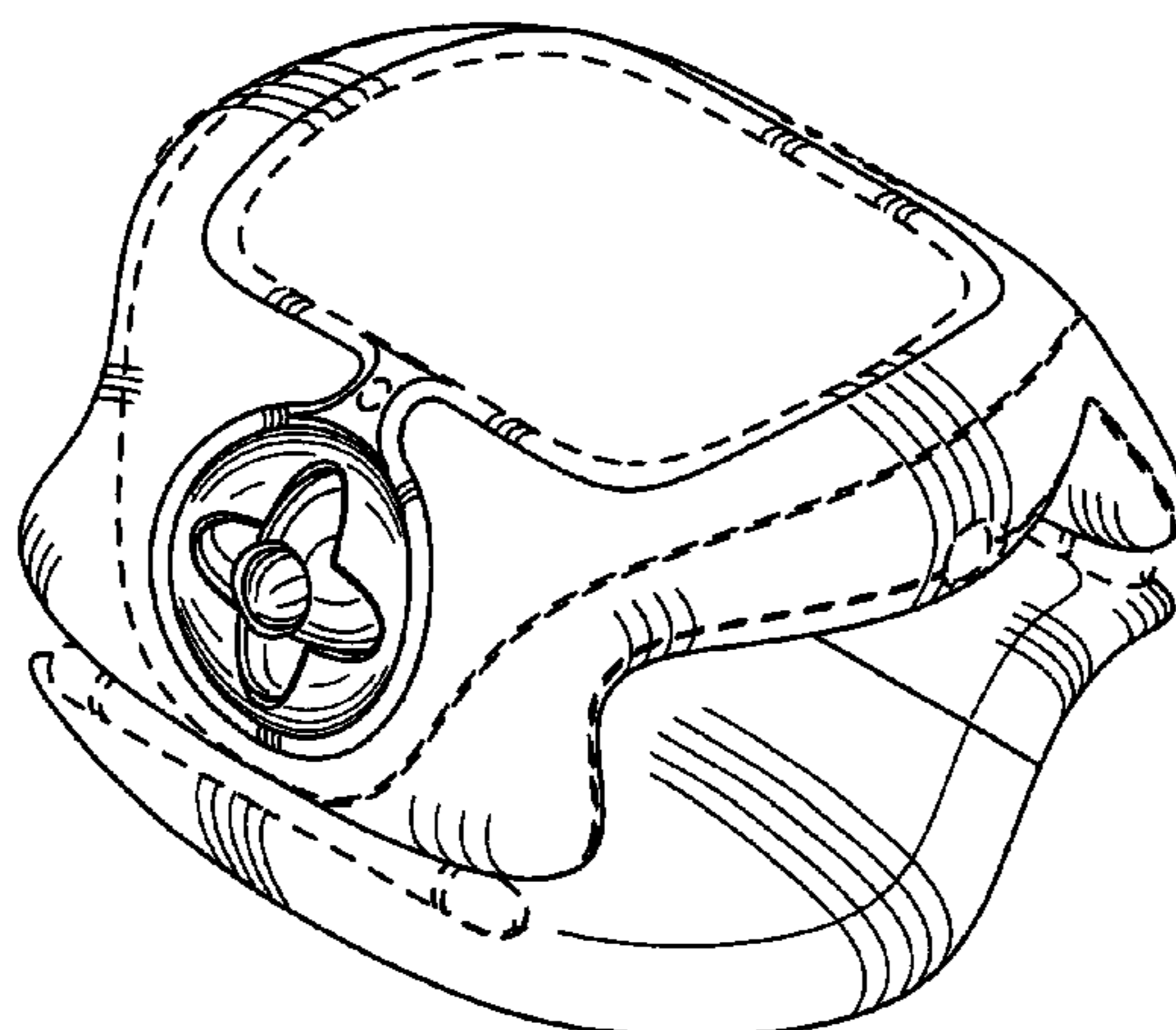
(57) **CLAIM**

The ornamental design for a wrist worn sensor platform, as shown and described.

DESCRIPTION

FIG. 1 is an isometric view of an ornamental design of a wrist worn sensor platform showing our new design.
FIG. 2 is a front orthographic view thereof.
FIG. 3 is a rear orthographic view thereof.
FIG. 4 is a top orthographic view thereof.
FIG. 5 is a bottom orthographic view thereof.
FIG. 6 is a left side orthographic view thereof; and,
FIG. 7 is a right side orthographic view thereof.
The broken lines shown in FIGS. 1-7 are included for the purpose of illustrating environmental elements only and form no part of the claimed design.

1 Claim, 2 Drawing Sheets



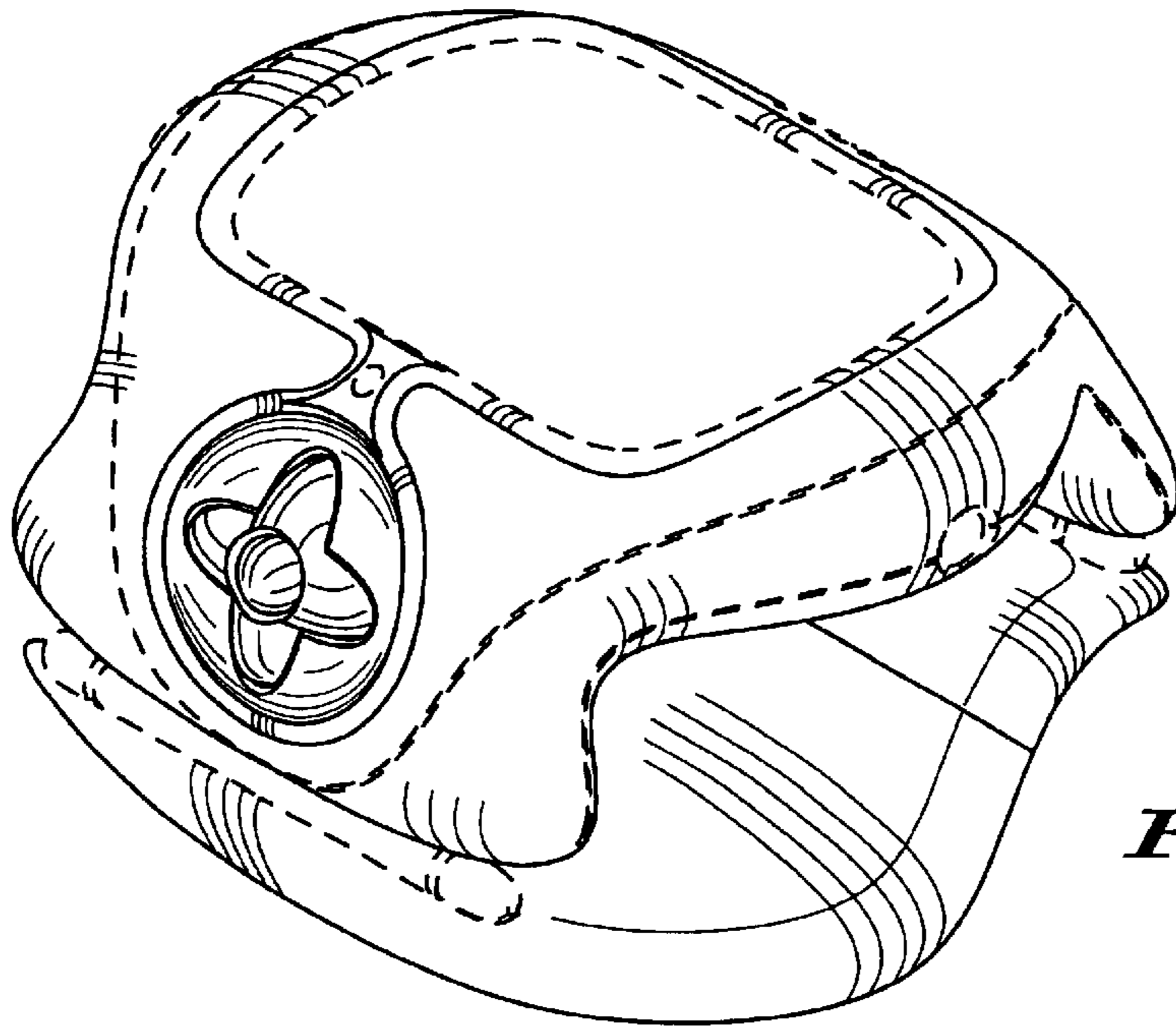


FIG. 1

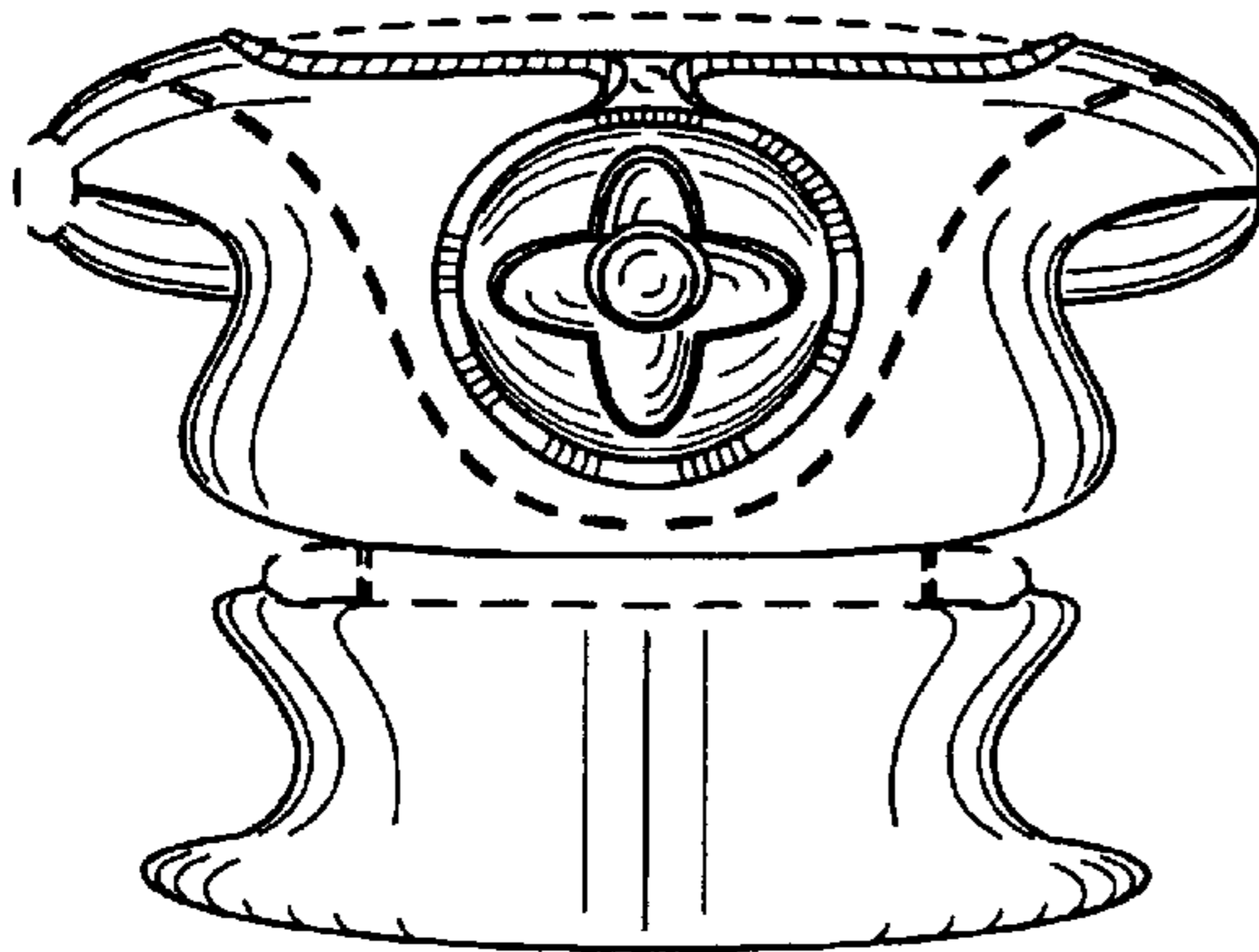


FIG. 2

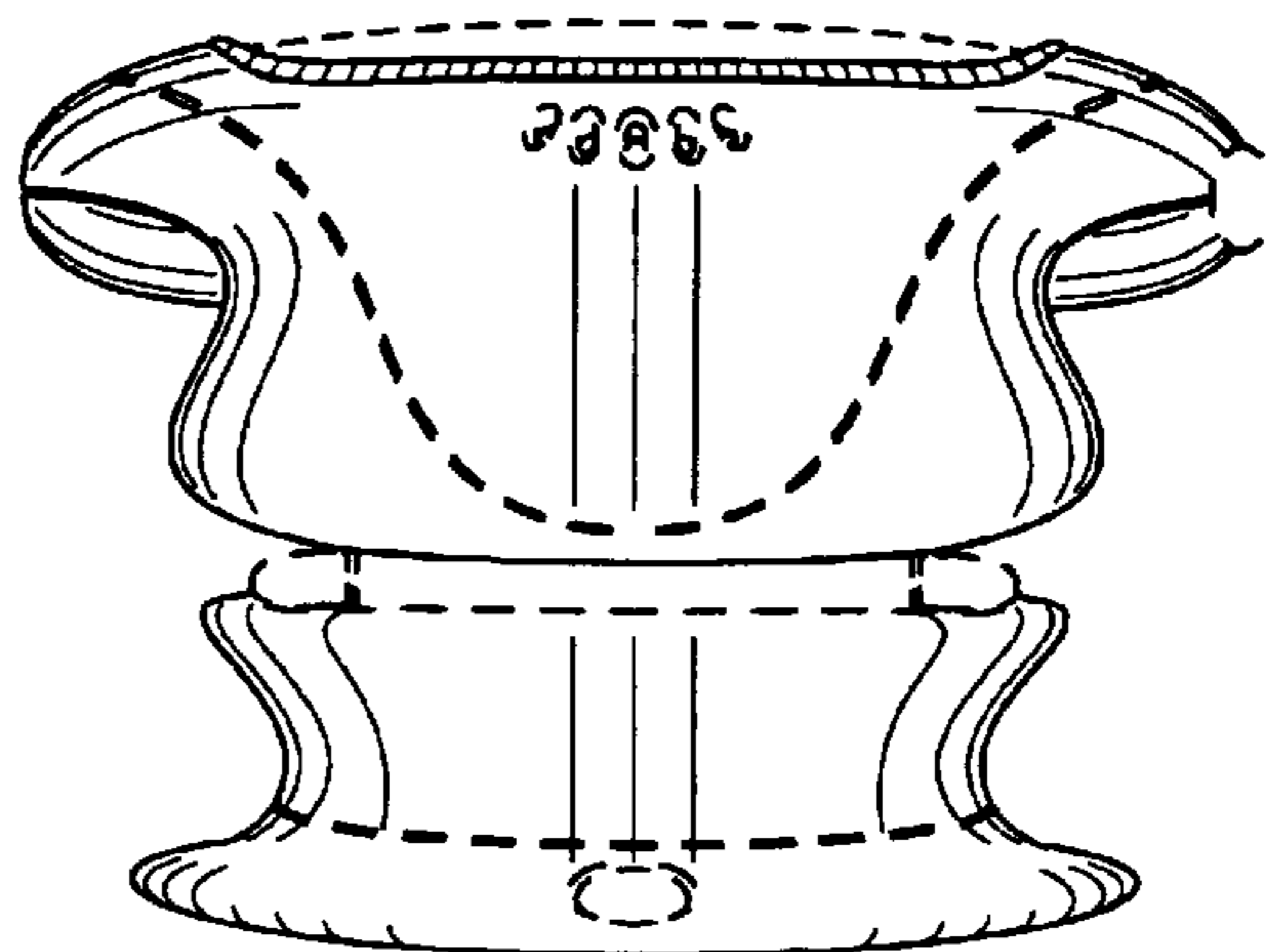


FIG. 3

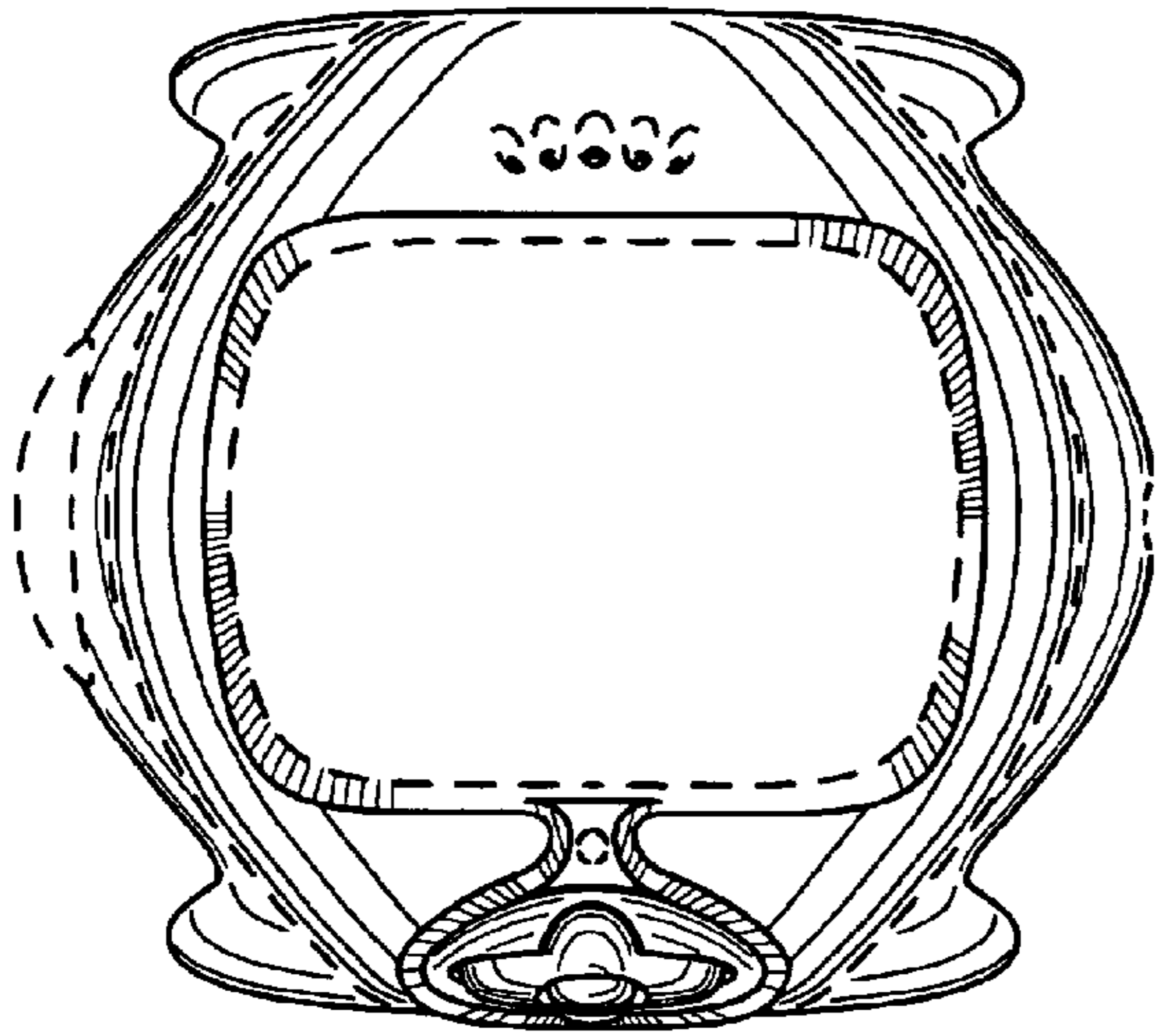


FIG. 4

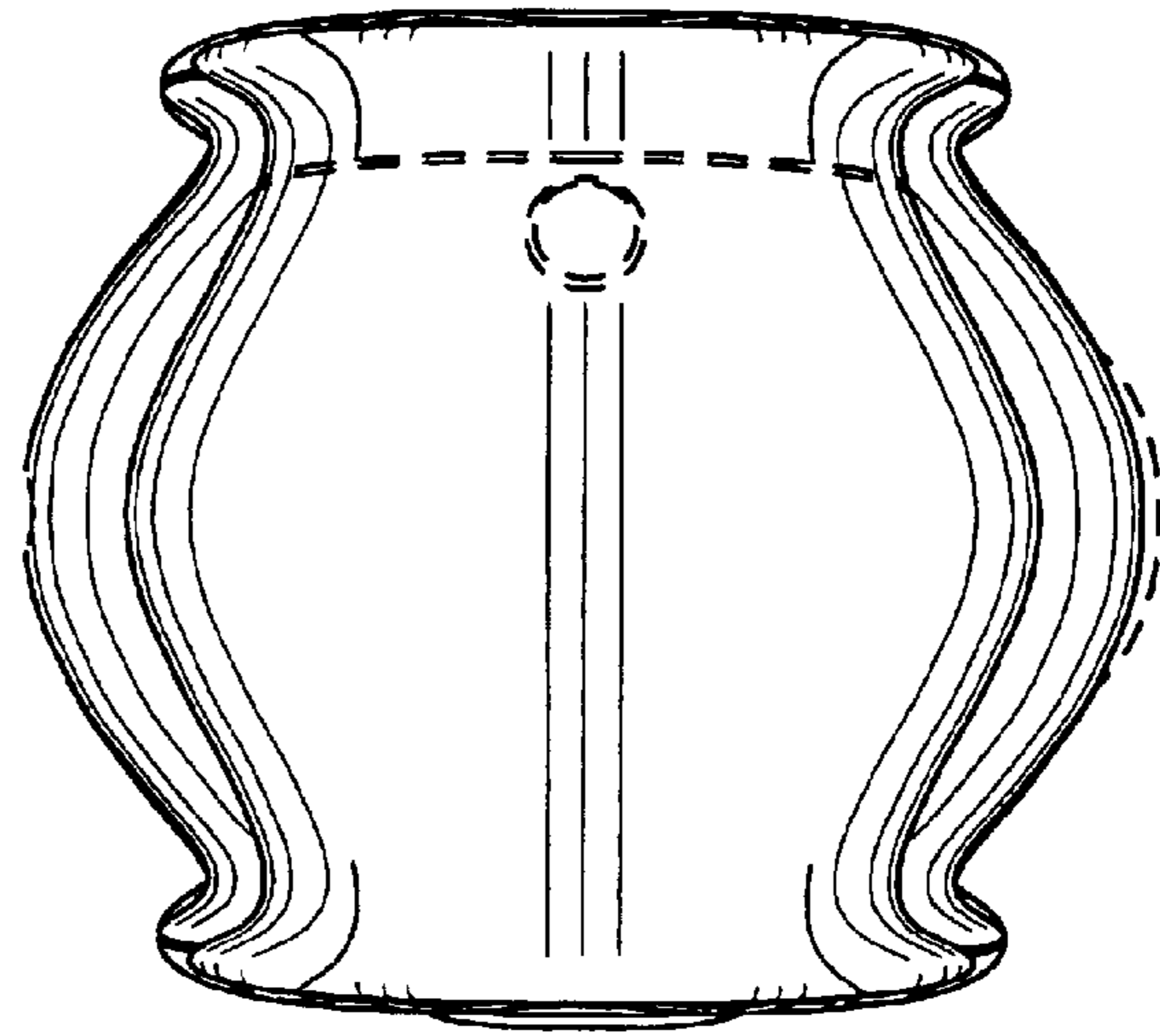


FIG. 5

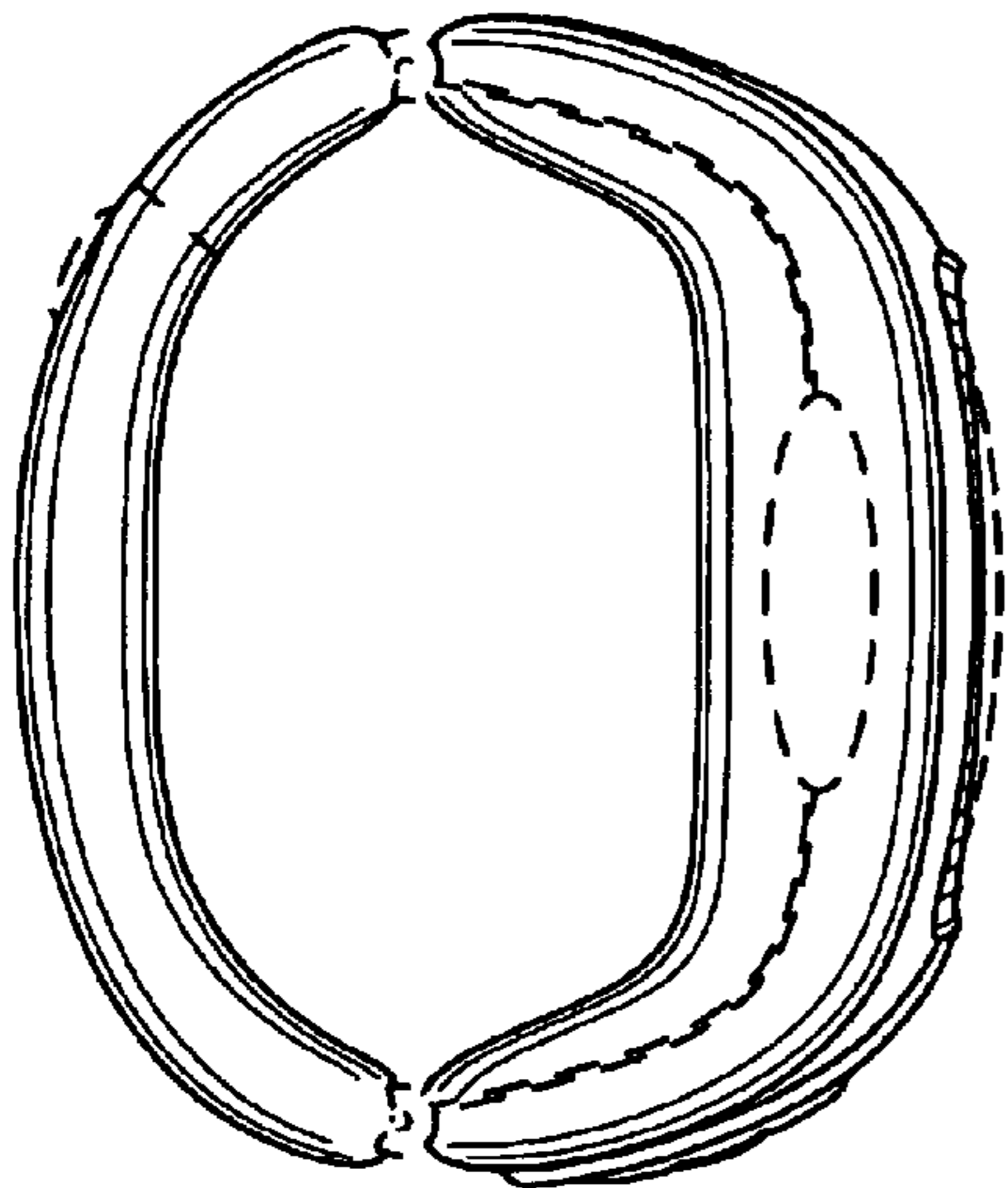


FIG. 6

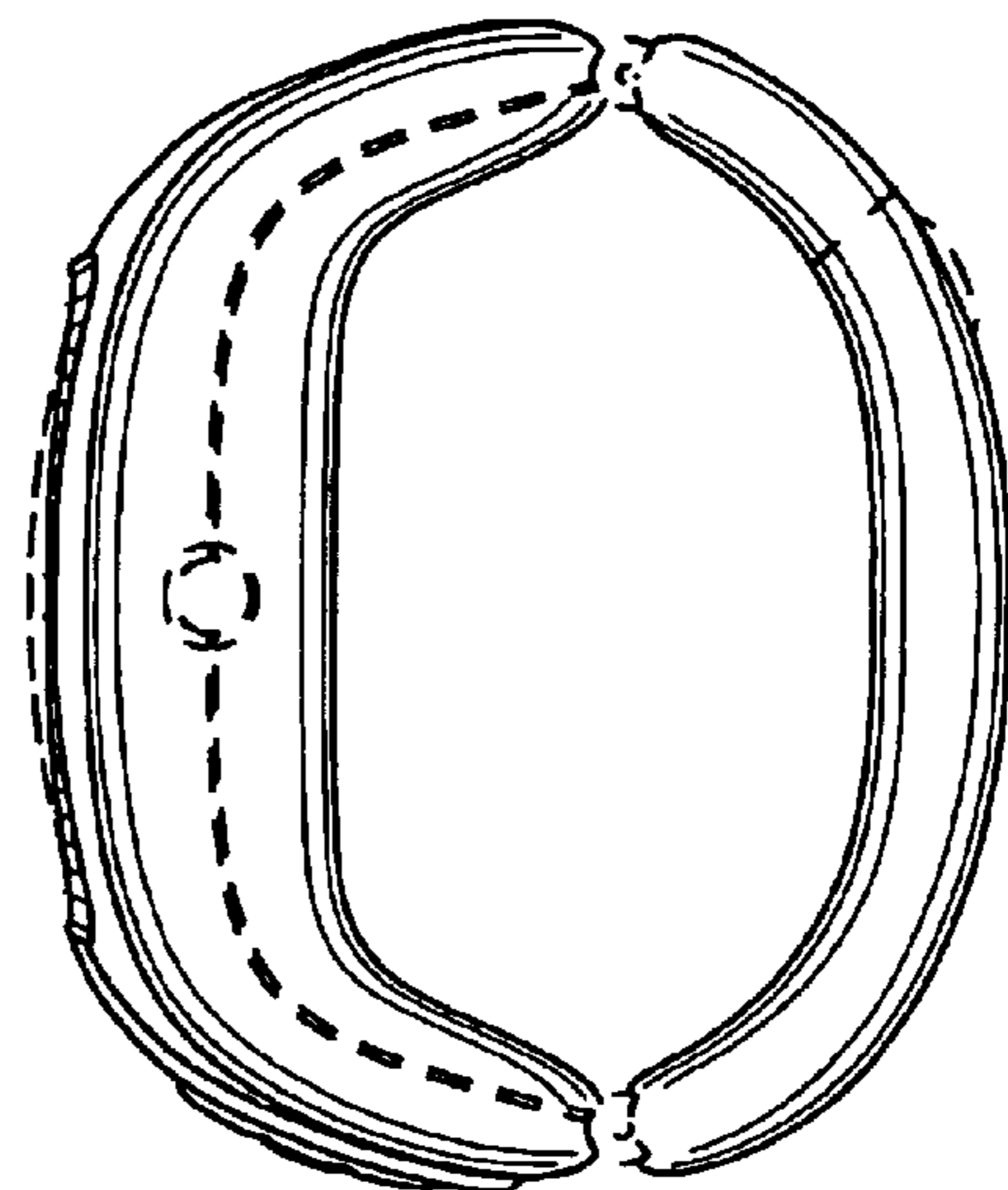


FIG. 7