



US00D508735S

(12) **United States Design Patent** (10) **Patent No.:** **US D508,735 S**
Klein (45) **Date of Patent:** **** Aug. 23, 2005**

(54) **DEHUMIDIFIER**

(75) Inventor: **Steve Klein**, Mount Vernon, WA (US)

(73) Assignee: **Dri-Eaz Products, Inc.**, Burlington, WA (US)

(**) Term: **14 Years**

(21) Appl. No.: **29/205,398**

(22) Filed: **May 13, 2004**

(51) **LOC (8) Cl.** **23-04**

(52) **U.S. Cl.** **D23/359**

(58) **Field of Search** D23/359, 355, D23/356, 364, 365; 55/467, 471, 472, 356

(56) **References Cited**

U.S. PATENT DOCUMENTS

D171,429 S	*	2/1954	Thompson	D23/359
D254,566 S		3/1980	Cummins		
D308,414 S	*	6/1990	Makihara	D23/359
5,265,895 A		11/1993	Barrett		
D368,770 S	*	4/1996	Tanner et al.	D23/359
D422,351 S		4/2000	Griffin		
D465,018 S	*	10/2002	Gustafsson et al.	D23/365
D480,467 S		10/2003	White		

OTHER PUBLICATIONS

JON-DON; Gale Force Air Mover from Dry-Air at Jon-Don; www.jondon.com/galeforce/; Mar. 2003.
 DRI-EAZ; Product Catalog; Jan. 1, 2002, pp. 9-12; Burlington, Washington, U.S.

DRI-EAZ, Product Catalog, Jan. 1, 2003, p. 10, Burlington Washington, U.S.

DRI-EAZ, Product Catalog, Jan. 1, 2002, pp. 4-7 and 14, Burlington, Washington U.S.

* cited by examiner

Primary Examiner—Robin V. Taylor

(74) *Attorney, Agent, or Firm*—Michael R. Schacht; Schacht Law Office, Inc.

(57) **CLAIM**

The ornamental design for a dehumidifier, as shown and described.

DESCRIPTION

FIG. 1 is a perspective view of a dehumidifier constructed in accordance with, and embodying, the principles of the present invention;

FIG. 2 is a front elevational view of the dehumidifier depicted in FIG. 1;

FIG. 3 is a right side elevational view of the dehumidifier depicted in FIG. 1;

FIG. 4 is a left side elevational view of the dehumidifier depicted in FIG. 1;

FIG. 5 is a rear elevational view of the dehumidifier depicted in FIG. 1;

FIG. 6 is a top plan view of the dehumidifier depicted in FIG. 1; and,

FIG. 7 is a bottom plan view of the dehumidifier depicted in FIG. 1.

1 Claim, 7 Drawing Sheets




FIG. 1




FIG. 2

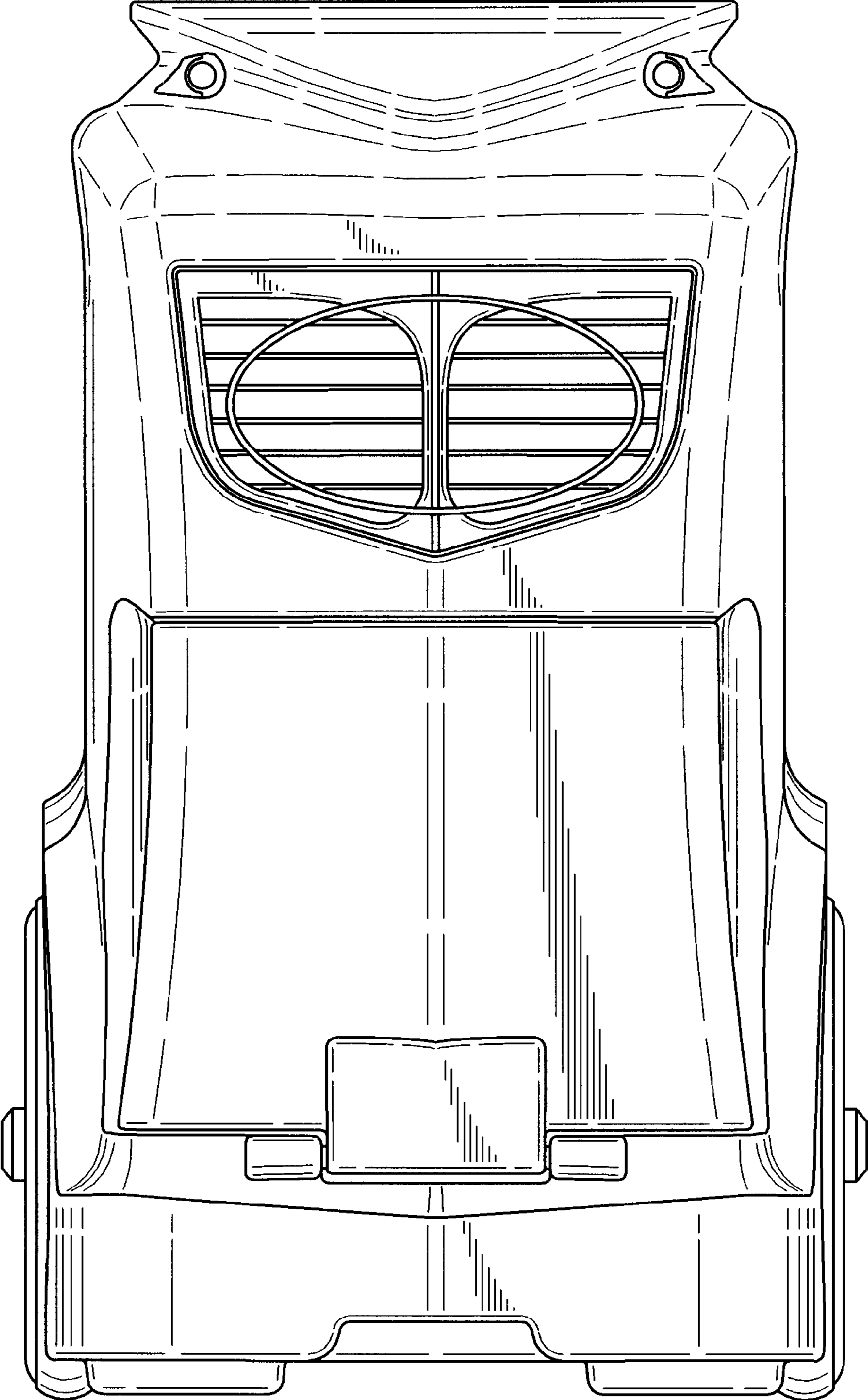


FIG. 3

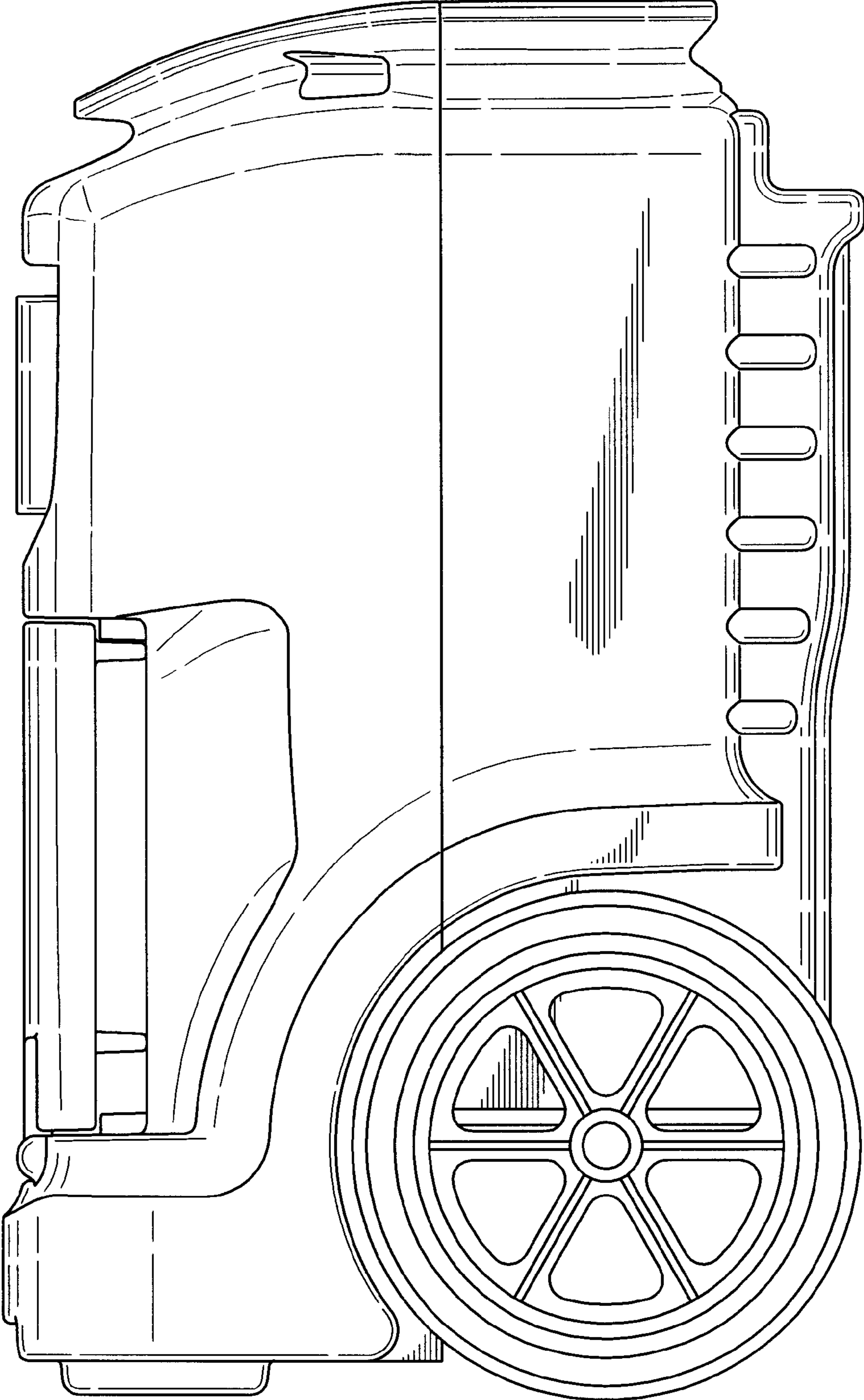


FIG. 4

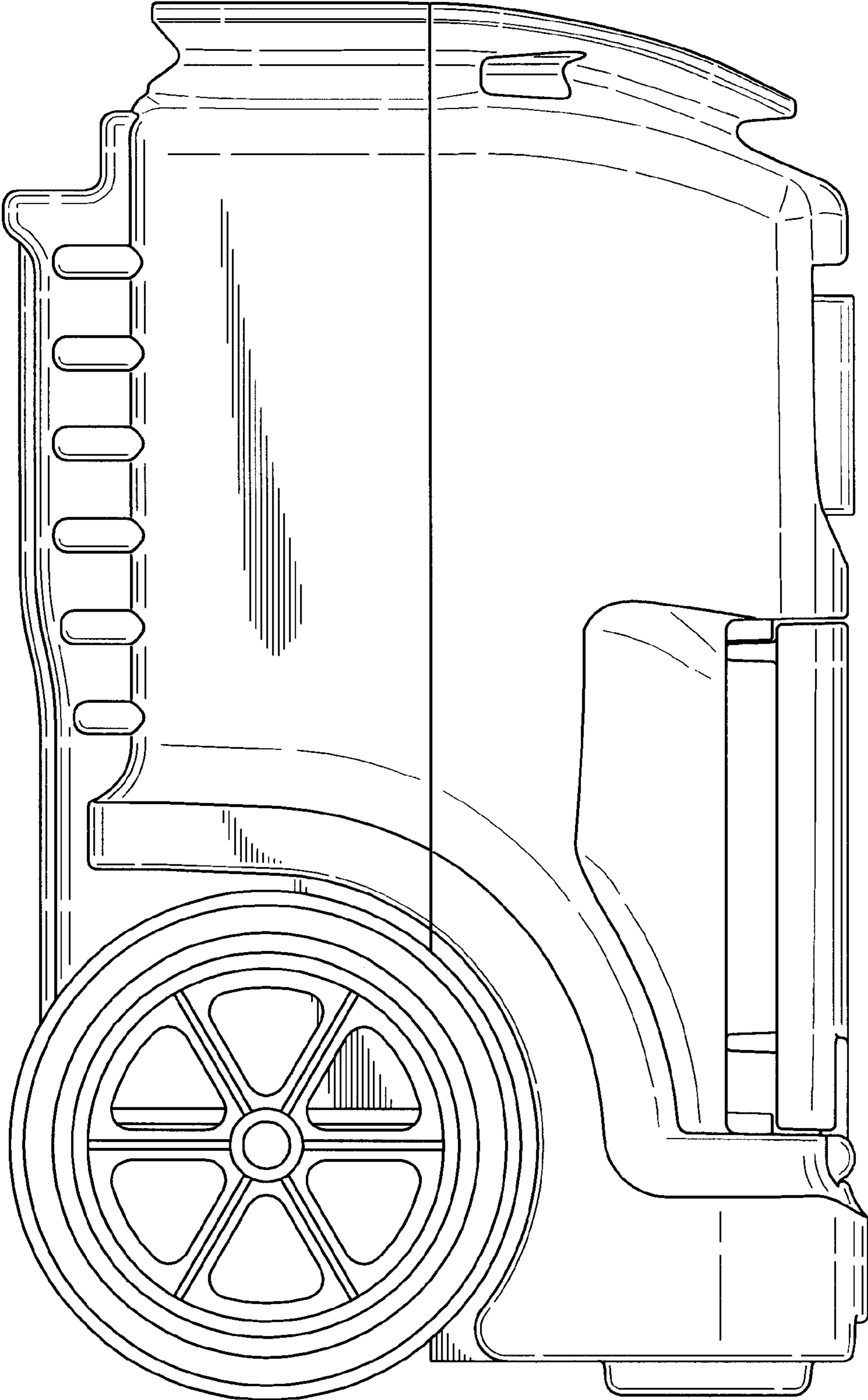


FIG. 5

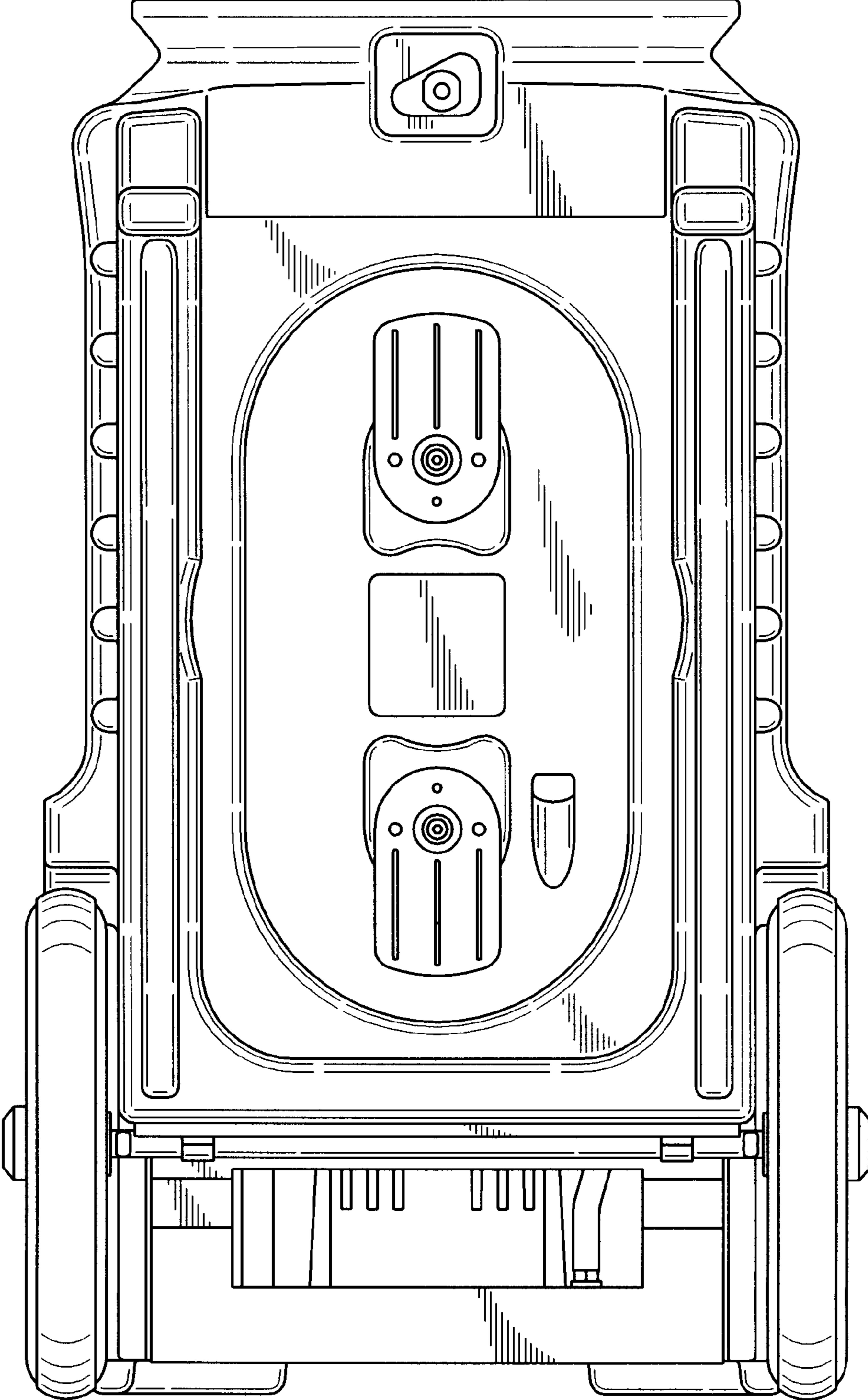


FIG. 6

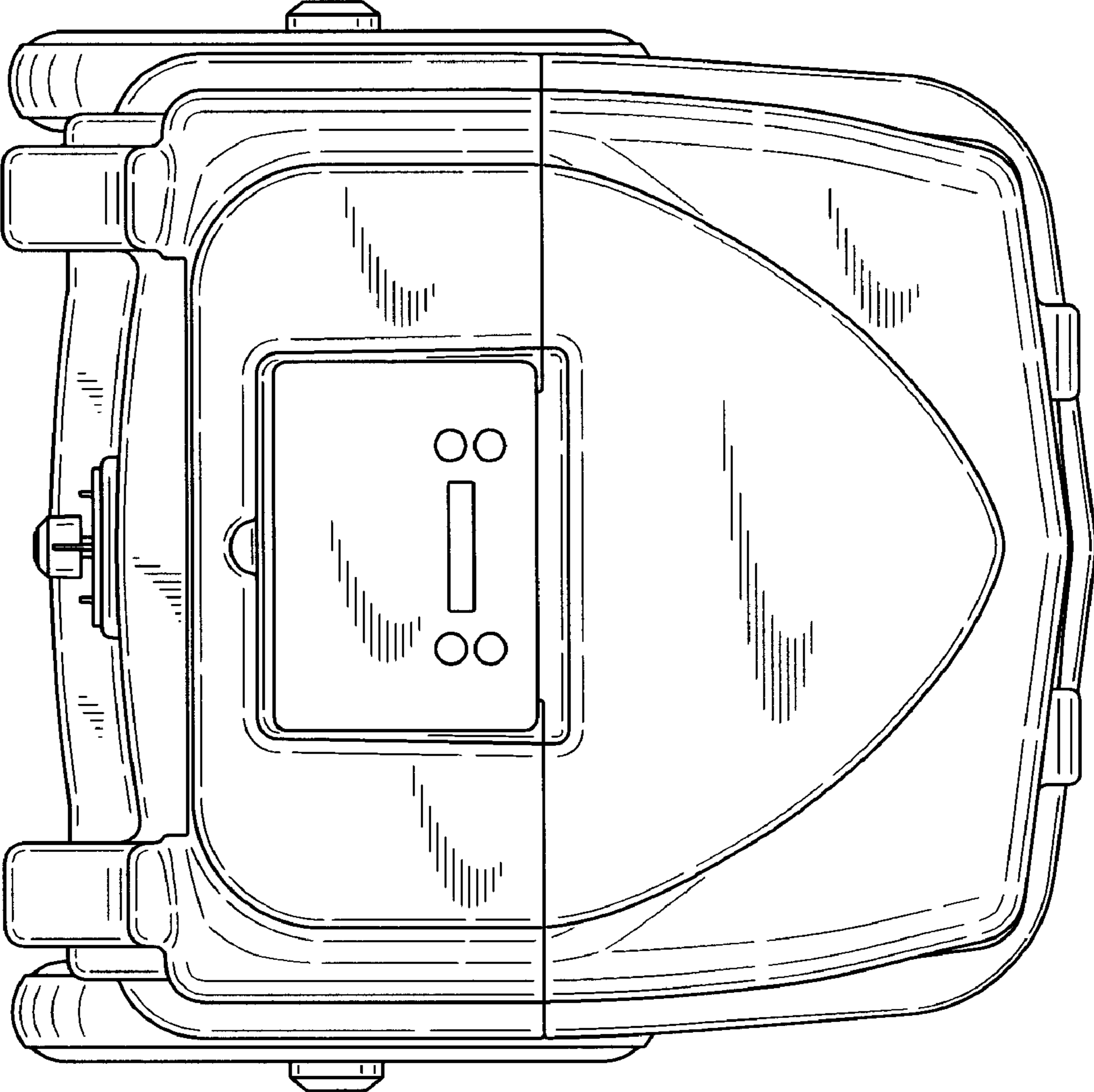


FIG. 7

