

US00D508724S

(12) **United States Design Patent**
Rimer, Jr.

(10) **Patent No.:** **US D508,724 S**

(45) **Date of Patent:** **** Aug. 23, 2005**

(54) **CLUB AND BALL WASHER WITH CONCAVE UPPER SURFACE AND PERIMETER SPLASH GUARD FOR ENHANCED WATER RETENTION**

(76) **Inventor:** **Elmer Carlton Rimer, Jr., 2907 29th Ave. East Br, Bradenton, FL (US) 34208**

(**) **Term:** **14 Years**

(21) **Appl. No.:** **29/185,068**

(22) **Filed:** **Jun. 20, 2003**

(51) **LOC (8) Cl.** **21-02**

(52) **U.S. Cl.** **D21/789**

(58) **Field of Search** D21/789, 795, D21/796; 206/315.1, 315.9; 15/21.1, 21.2, 104.92, 97.1, 88.1, 88.3, 160; 401/11, 139, 183

(56) **References Cited**

U.S. PATENT DOCUMENTS

3,400,416 A * 9/1968 Nicholson et al. 15/21.2
4,069,536 A * 1/1978 Hartz et al. 15/104.92
4,350,457 A * 9/1982 Carnahan 401/11

4,380,839 A * 4/1983 Caradonna 15/104.92
4,958,396 A * 9/1990 Butler et al. 15/21.2
4,965,906 A * 10/1990 Mauro 15/104.92
D372,755 S * 8/1996 Nardi D21/795
D422,330 S * 4/2000 Divell D21/789
D431,624 S * 10/2000 Colonello D21/789
6,745,424 B1 * 6/2004 Pimentel et al. 15/21.2

* cited by examiner

Primary Examiner—Mitchell Siegel

(74) *Attorney, Agent, or Firm*—Dorothy S. Morse


(57) **CLAIM**

The ornamental design for a club and ball washer with concave upper surface and perimeter splash guard for enhanced water retention, as shown and described herein.

DESCRIPTION

FIG. 1 is a top view of the present invention.
FIG. 2 is a bottom view of the present invention.
FIG. 3 is a back view of the present invention.
FIG. 4 is a front view of the present invention.
FIG. 5 is a left side view of the present invention; and,
FIG. 6 is a perspective view of the present invention with its ball holder in a raised position.

1 Claim, 2 Drawing Sheets



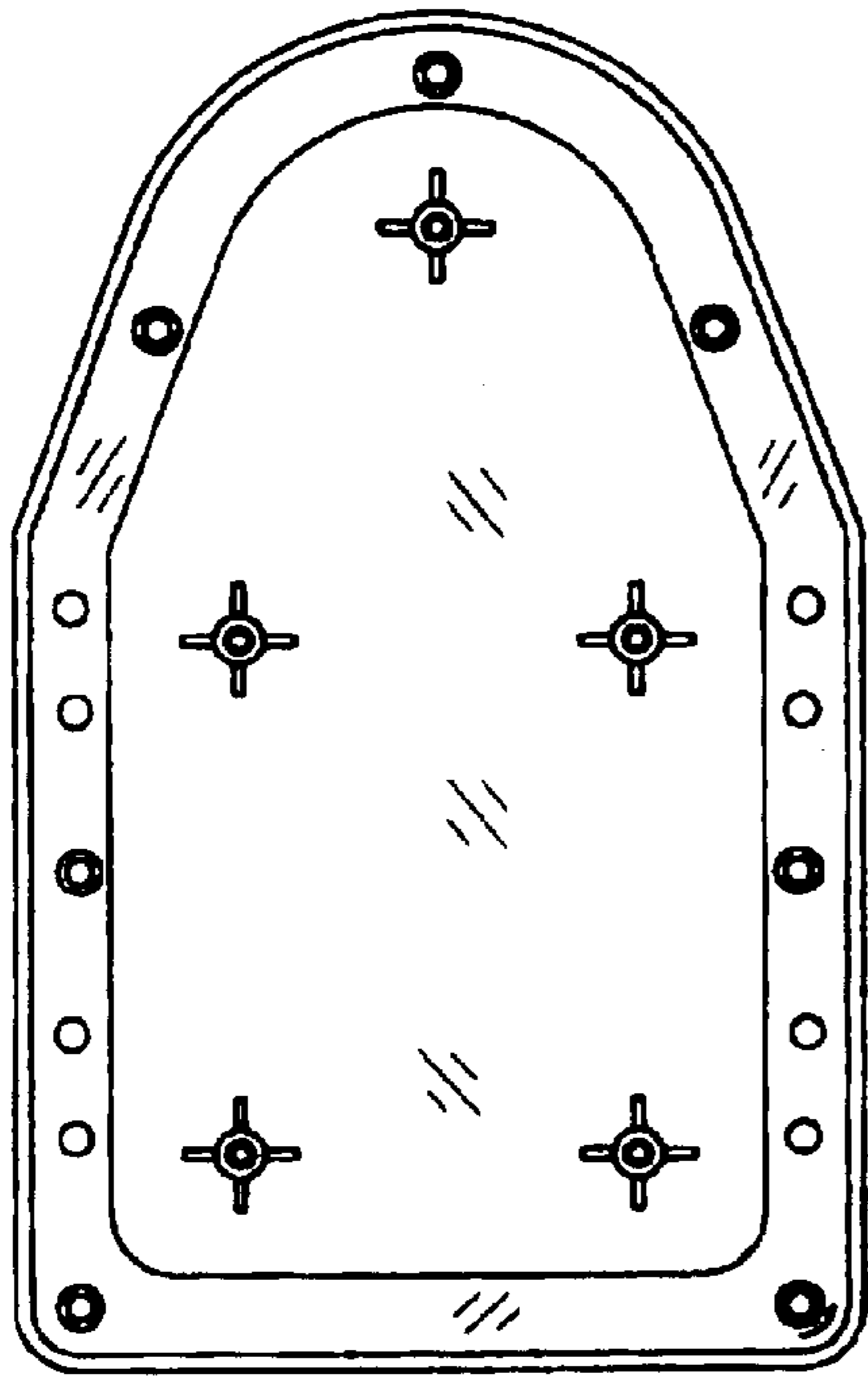


FIG. 2

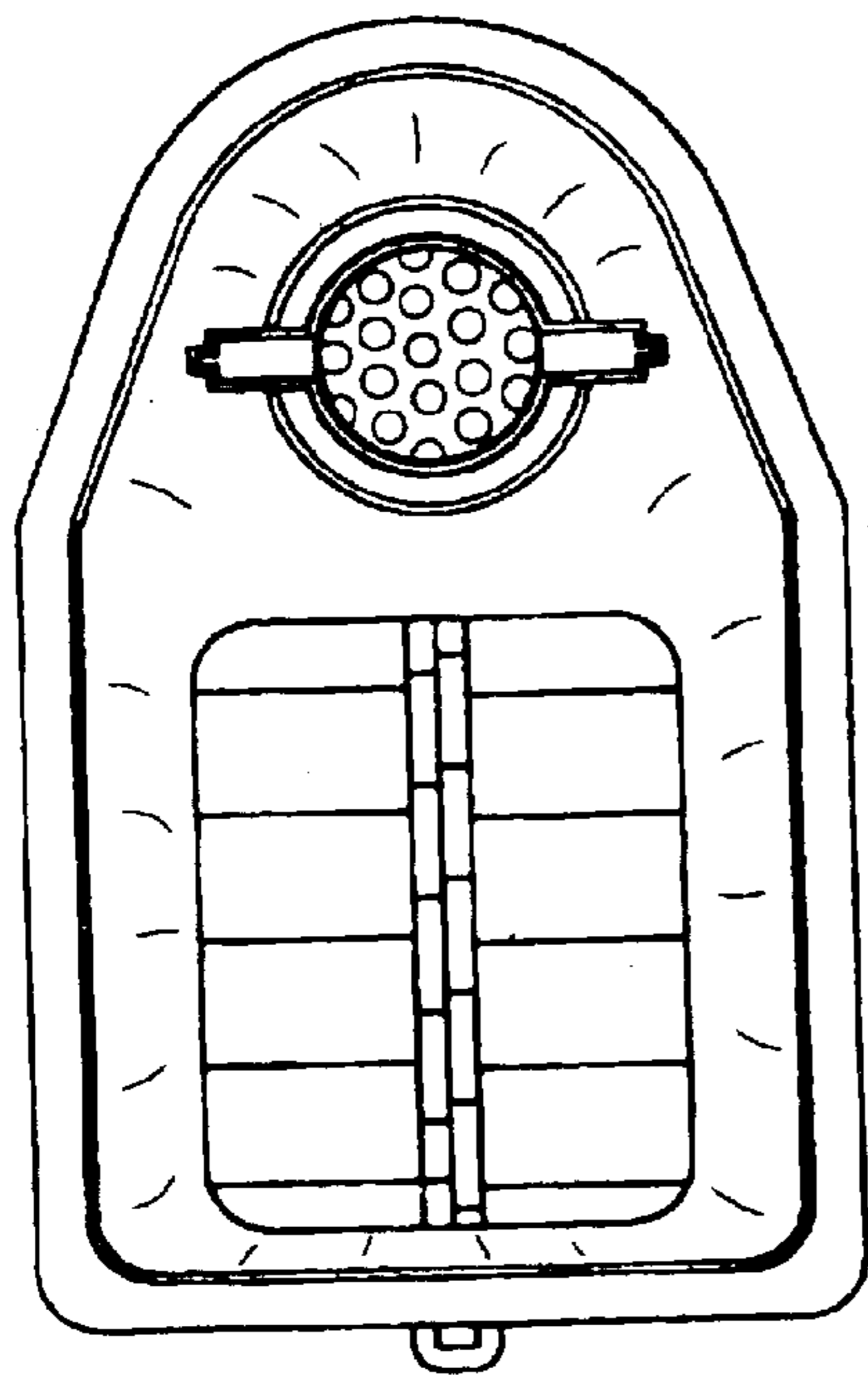


FIG. 1




FIG. 4

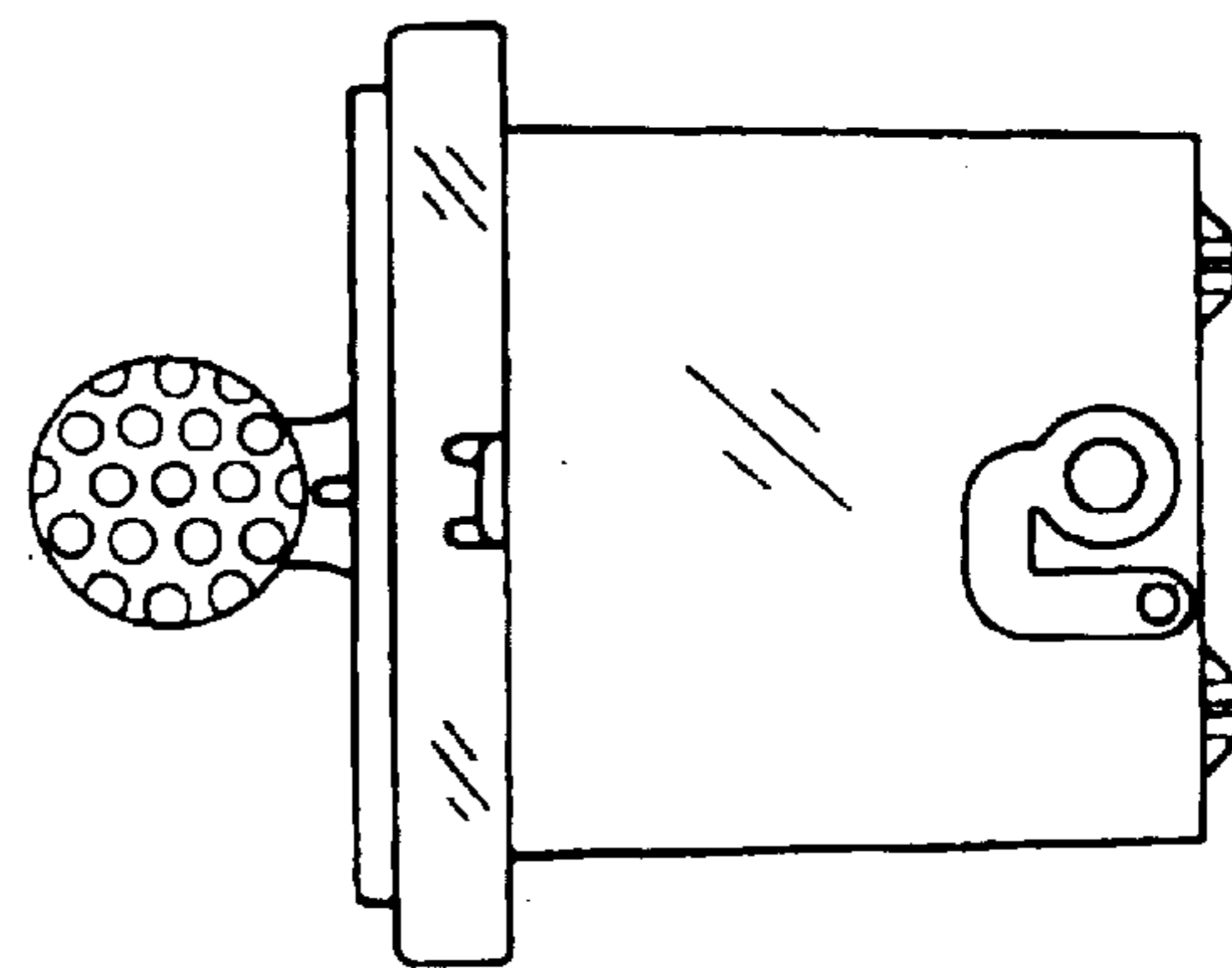


FIG. 3




FIG. 6

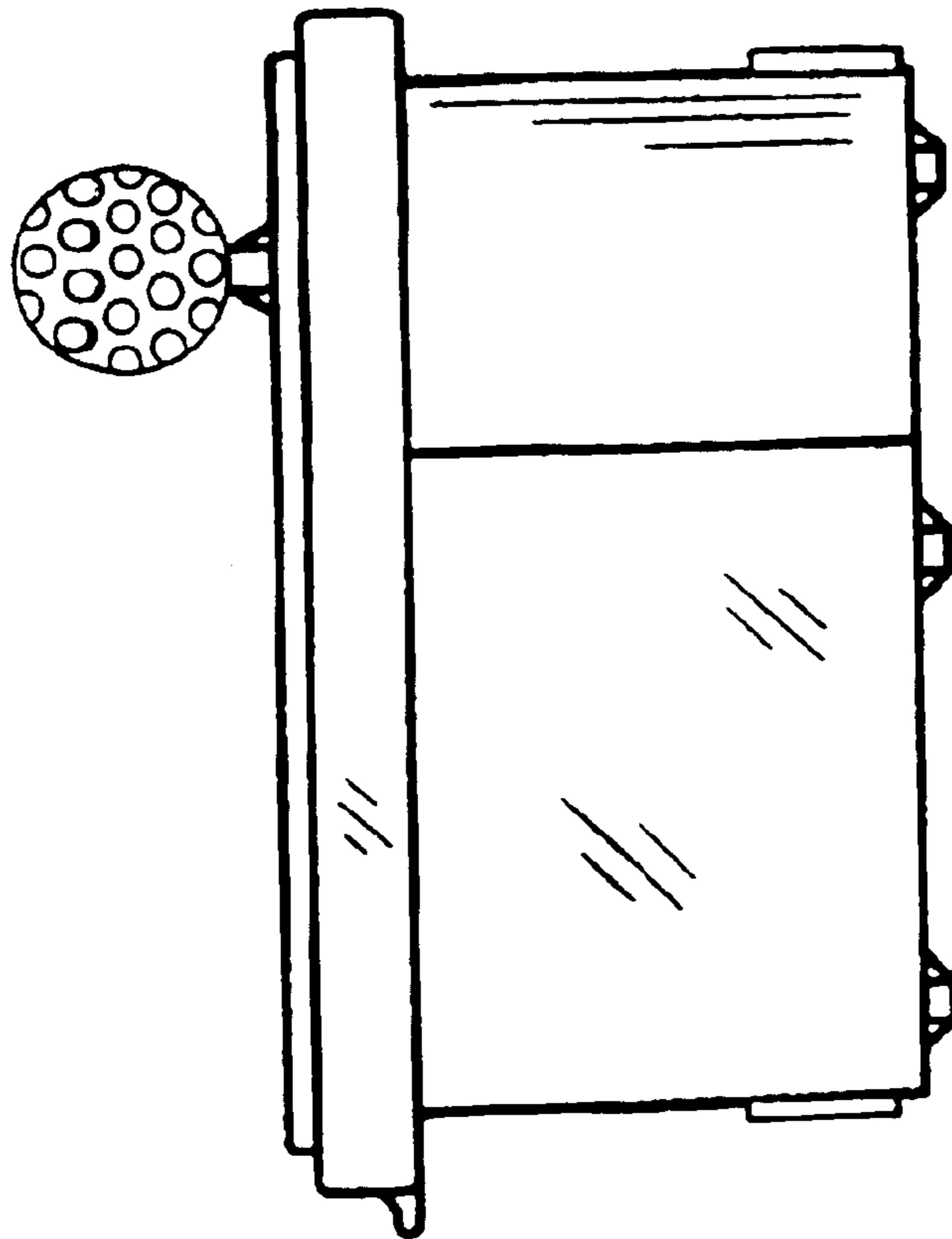


FIG. 5