



US00D508717S

(12) **United States Design Patent**
Anand

(10) **Patent No.:** **US D508,717 S**

(45) **Date of Patent:** **** Aug. 23, 2005**

(54) **RETRACTABLE TOP PRESS BALLPEN**

D498,791 S * 11/2004 Morrow D19/56
D499,142 S * 11/2004 Morrow D19/50

(75) Inventor: **Kalpana Surendra Anand**, Mumbai
(IN)

* cited by examiner

(73) Assignee: **Rover Writing Instruments** (IN)

Primary Examiner—Martie K. Holtje

(**) Term: **14 Years**

(74) *Attorney, Agent, or Firm*—St. Onge Steward Johnston
& Reens LLC

(21) Appl. No.: **29/221,321**

(57) **CLAIM**

(22) Filed: **Jan. 13, 2005**

The ornamental design for a retractable top press ballpen, as shown and described.

(51) **LOC (8) Cl.** **19-06**

DESCRIPTION

(52) **U.S. Cl.** **D19/50; D19/55; D19/56**

(58) **Field of Search** D19/35, 36, 41–51,
D19/53–58, 81–85; 401/6, 7, 88, 99–102,
103–106, 107–117, 209; 24/10 R, 11 R,
11 P, 11 PP, 11 F, 11 M

FIG. 1 is a front perspective view of the retractable top press ballpen in accordance with the new design;

FIG. 2 is a rear view of a retractable top press ballpen of FIG. 1;

FIG. 3 is a left side view of a retractable top press ballpen of FIG. 1;

FIG. 4 is a front view of a retractable top press ballpen of FIG. 1;

FIG. 5 is a top view of a retractable top press ballpen of FIG. 1; and,

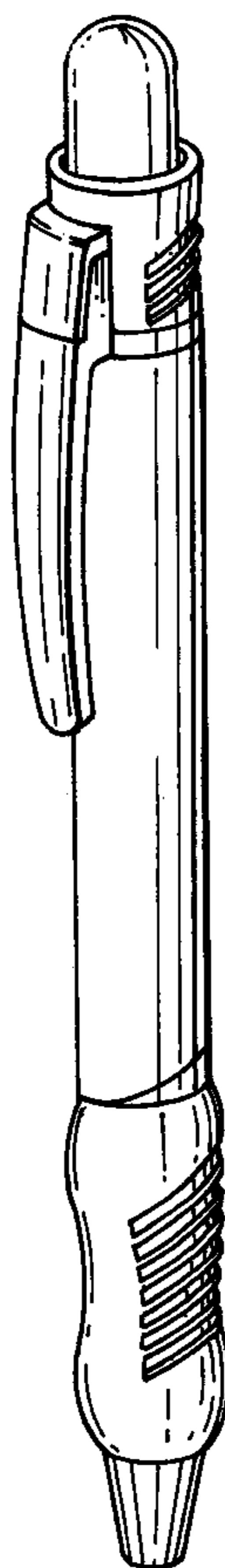
FIG. 6 is a bottom view of a retractable top press ballpen of FIG. 1.

(56) **References Cited**

U.S. PATENT DOCUMENTS

D338,915 S * 8/1993 Willat D19/51
5,558,452 A * 9/1996 Oka et al. 401/6
D444,500 S * 7/2001 Izushima D19/51
D448,805 S * 10/2001 Willat et al. D19/55
D475,741 S * 6/2003 Cetera D19/51
D485,574 S * 1/2004 Keil D19/50
D492,723 S * 7/2004 Kuo Chiang D19/51

1 Claim, 1 Drawing Sheet



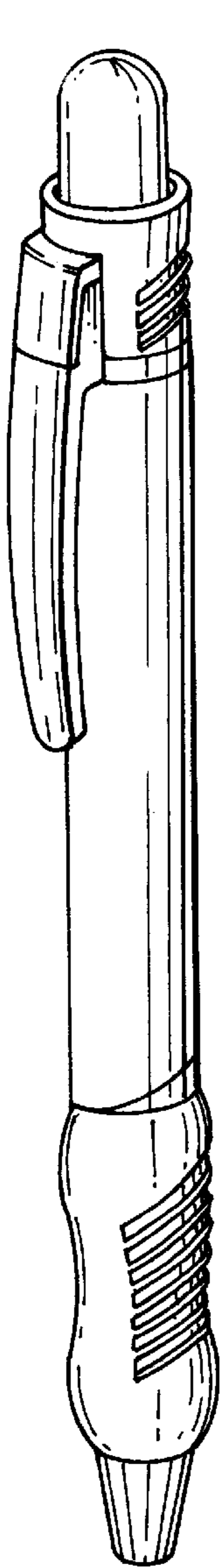


FIG. 1

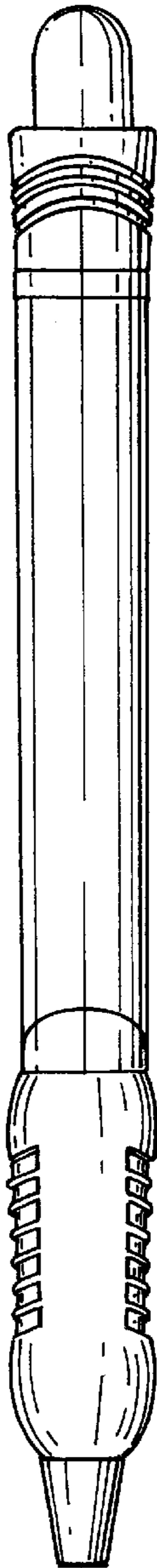


FIG. 2

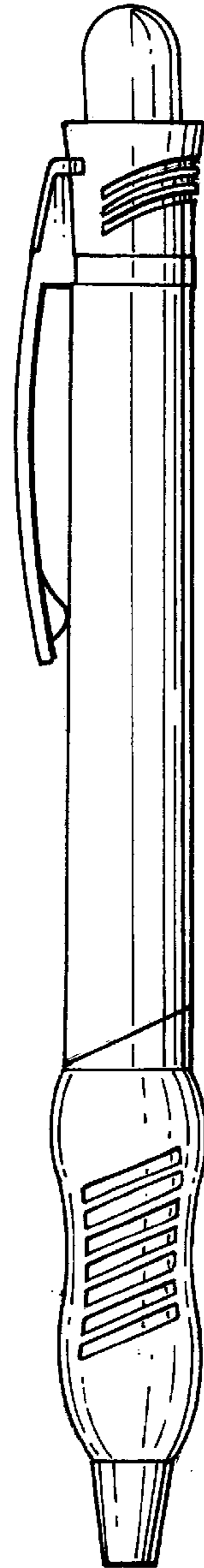


FIG. 3

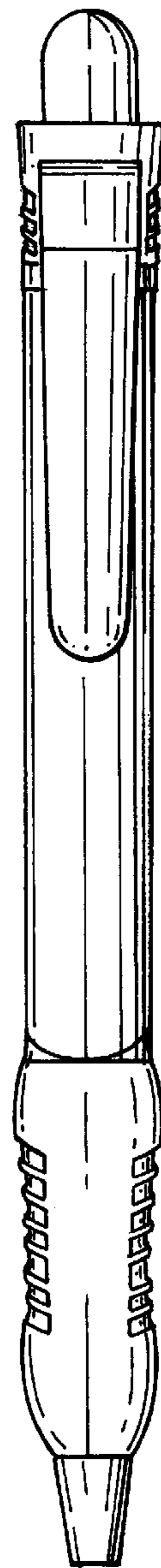


FIG. 4




FIG. 5




FIG. 6