

US00D508715S

(12) **United States Design Patent** (10) **Patent No.:** **US D508,715 S**
Rommel (45) **Date of Patent:** **** Aug. 23, 2005**

(54) **WRITING UTENSIL**

(75) **Inventor:** **Volkmar Rommel,**
Schwaebisch-Gmuend (DE)

(73) **Assignee:** **Merz & Krell GmbH & Co. KGaA,**
Cross-Bieberau (DE)

(**) **Term:** **14 Years**

(21) **Appl. No.:** **29/199,748**

(22) **Filed:** **Feb. 20, 2004**

D354,309 S	*	1/1995	Lin	D19/36
5,527,124 A		6/1996	Kolaric		
D402,695 S		12/1998	Izushima		
5,893,674 A		4/1999	Dowst		
D416,576 S		11/1999	Briggl		
6,039,493 A		3/2000	Seddon et al.		
D426,572 S		6/2000	Salemme et al.		
D437,888 S		2/2001	Briggl et al.		
D462,717 S	*	9/2002	Rommel	D19/56
D464,374 S	*	10/2002	Reichmann	D19/43
D467,970 S		12/2002	Pellissa Beneyto		
D474,506 S	*	5/2003	Rommel	D19/57
D484,190 S	*	12/2003	Cooper et al.	D19/57

Related U.S. Application Data

(62) Division of application No. 29/176,320, filed on Feb. 24, 2003, now Pat. No. Des. 488,833, which is a division of application No. 29/149,693, filed on Oct. 16, 2001, now Pat. No. Des. 474,506.

(30) **Foreign Application Priority Data**

Apr. 17, 2001 (DE) 4 01 03 775

(51) **LOC (8) Cl.** **19-06**

(52) **U.S. Cl.** **D19/43; D19/48; D19/49**

(58) **Field of Search** D19/35, 36, 41-51,
D19/53-58, 81-85; 401/6, 7, 8, 88, 98,
202, 209, 213, 243-247, 262; 24/10 R,
11 R, 11 P, 11 C, 11 HC, 11 M, 11 F

(56) **References Cited**

U.S. PATENT DOCUMENTS

1,316,069 A	*	9/1919	Van Valkenburg	24/11 R
2,368,425 A	*	1/1945	Reynolds	401/240
D149,672 S	*	5/1948	Phillips	D26/49
D151,661 S	*	11/1948	Sherrer	D19/21
D159,978 S	*	9/1950	Green et al.	D19/43
D163,845 S	*	7/1951	Beckstrom	D19/58
D191,555 S		10/1961	Parker		
3,032,012 A		5/1962	Lovejoy		
D307,919 S		5/1990	Poisson et al.		
D311,550 S	*	10/1990	Yazaki	D19/48
5,012,663 A		5/1991	Brown		
D345,579 S		3/1994	Yanez, Jr.		

FOREIGN PATENT DOCUMENTS

WO	DM036450	5/1996
WO	DM038311	11/1996
WO	DM053269	5/2000

* cited by examiner

Primary Examiner—Martie K. Holtje

(74) *Attorney, Agent, or Firm*—Greenblum & Bernstein, P.L.C.

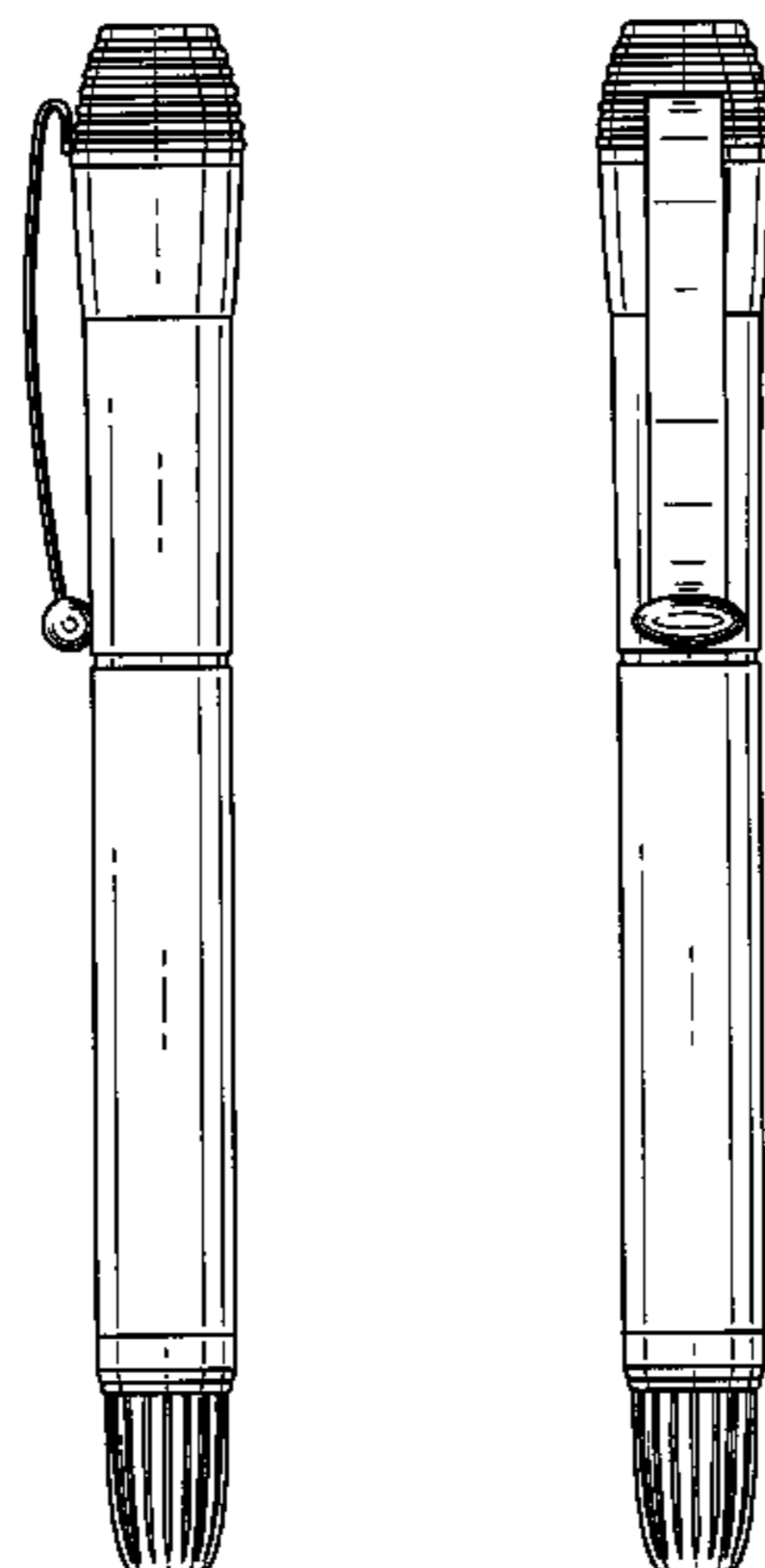
(57) **CLAIM**

I claim the ornamental design for a writing utensil, as shown and described.

DESCRIPTION

FIG. 1 is one side view of a writing utensil illustrating a removable cap having a pocket clip;
 FIG. 2 is a front side view of the design embodiment shown in FIG. 1;
 FIG. 3 is another side view of the design embodiment shown in FIG. 1;
 FIG. 4 is a back side view of the design embodiment shown in FIG. 1;
 FIG. 5 is a top view of the embodiment shown in FIG. 1; and,
 FIG. 6 is a bottom view of the embodiment shown in FIG. 1.

1 Claim, 3 Drawing Sheets



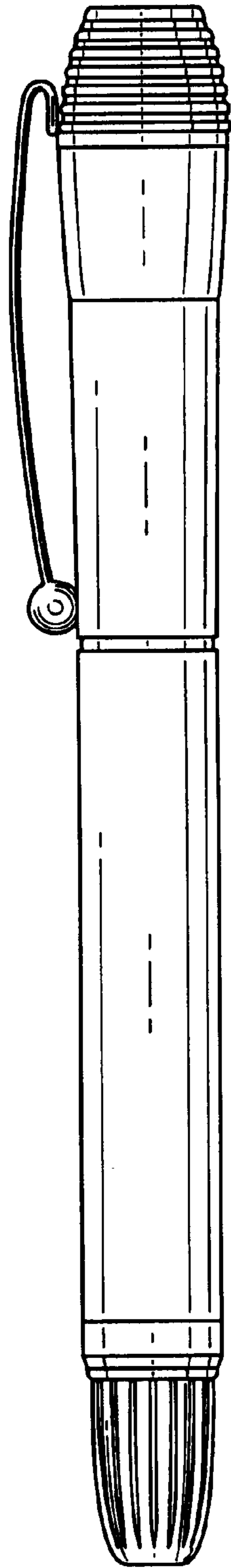


FIG. 1

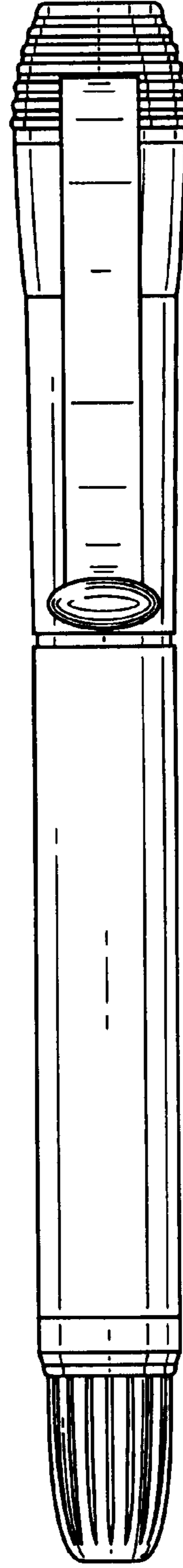


FIG. 2

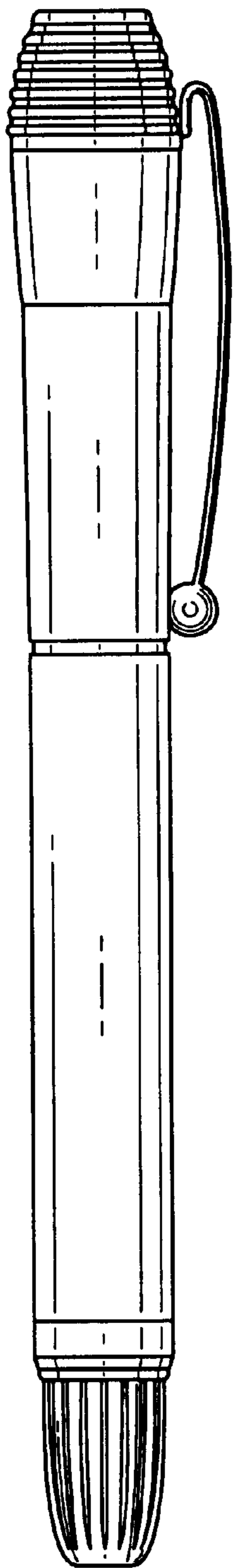


FIG. 3

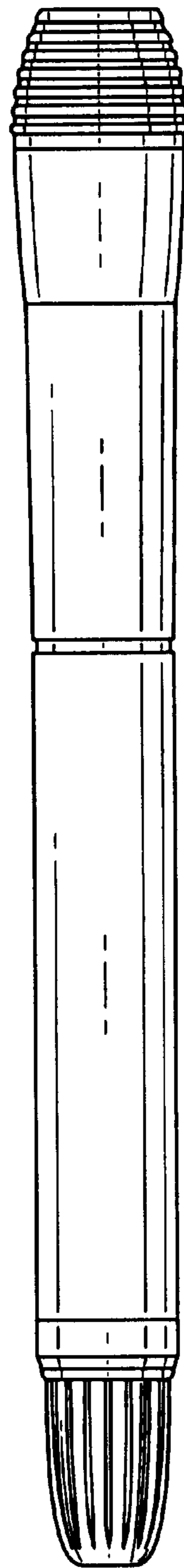


FIG. 4

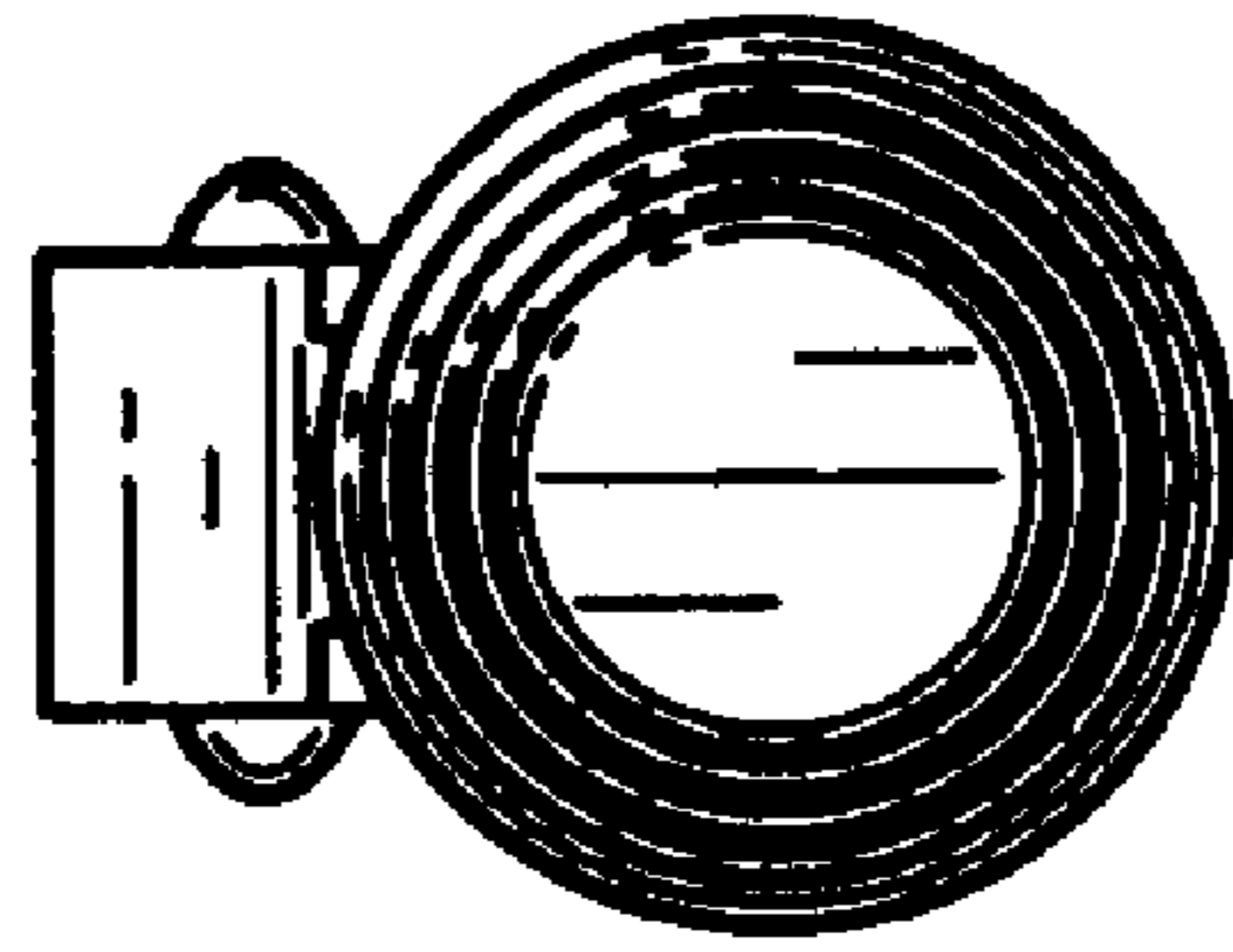


FIG. 5




FIG. 6