



US00D508700S

(12) **United States Design Patent**  
**Sakai et al.**

(10) **Patent No.:** **US D508,700 S**

(45) **Date of Patent:** **\*\* Aug. 23, 2005**

(54) **AUGER FOR SNOW PLOWS**

D324,524 S \* 3/1992 Beihoffer ..... D15/11  
D455,443 S \* 4/2002 Karlsson ..... D15/11  
D494,193 S \* 8/2004 Martin et al. .... D15/12

(75) Inventors: **Seishu Sakai, Wako (JP); Nobuo Yamazaki, Wako (JP)**

\* cited by examiner

(73) Assignee: **Honda Motor Co., Ltd., Tokyo (JP)**

*Primary Examiner*—Mitchell Siegel

(\*\*) Term: **14 Years**

(74) *Attorney, Agent, or Firm*—Arent Fox PLLC

(21) Appl. No.: **29/198,280**

(57) **CLAIM**

(22) Filed: **Jan. 29, 2004**

The ornamental design for an auger for snow plows, as shown and described.

(30) **Foreign Application Priority Data**

Jul. 29, 2003 (JP) ..... 2003-021943

**DESCRIPTION**

(51) **LOC (8) Cl.** ..... **15-03**

FIG. 1 is a front view of an auger blade showing our new design.

(52) **U.S. Cl.** ..... **D15/11**

FIG. 2 is a rear view thereof.

(58) **Field of Search** ..... D15/11, 12, 28,  
D15/10; 37/244-248, 214, 266, 257-260;  
172/754, 765, 771, 772.5, 816; 180/272;  
192/224.2

FIG. 3 is a left side view thereof.

FIG. 4 is a right side view thereof.

FIG. 5 is a plan view thereof; and,

FIG. 6 is a bottom view thereof.

(56) **References Cited**

**U.S. PATENT DOCUMENTS**

D229,848 S \* 1/1974 Mittelstadt ..... D15/12

**1 Claim, 3 Drawing Sheets**




FIG.1




FIG.2




FIG.3




FIG.4




FIG.5



FIG.6

