

US00D508673S

(12) **United States Design Patent** (10) **Patent No.:** **US D508,673 S**
Dumigan et al. (45) **Date of Patent:** **** Aug. 23, 2005**

(54) **TIRE TREAD**

(75) Inventors: **Keith A. Dumigan**, Akron, OH (US);
Francis J. Byrne, Medina, OH (US);
Jeffrey D. Parker, Akron, OH (US)

(73) Assignee: **Bridgestone/Firestone North American Tire, LLC**, Nashville, TN (US)

(**) Term: **14 Years**

(21) Appl. No.: **29/208,740**

(22) Filed: **Jul. 2, 2004**

(51) **LOC (8) Cl.** **12-15**

(52) **U.S. Cl.** **D12/544**

(58) **Field of Search** D12/534-538,
D12/544, 569-573, 579, 900-901; 152/209.1,
209.11, 209.12, 209.13, 209.28

(56) **References Cited**

U.S. PATENT DOCUMENTS

D288,423 S	*	2/1987	Furusawa et al.	D12/544
D300,622 S	*	4/1989	Furusawa et al.	D12/571
D307,406 S	*	4/1990	Tatsumi	D12/536
D481,666 S	*	11/2003	Nishimori	D12/536
D490,361 S	*	5/2004	Rooney et al.	D12/536

OTHER PUBLICATIONS

Dunlop KT126 ATV Tire, 2003 Tread Design Guide, Jan. 2003, p. 195. 1/1.*
Dunlop KT821 ATV Tire, 2003 Tread Design Guide, Jan. 2003, p. 196. 4/3.*

Pages 2 and 3 from a tire description page from a Bridgestone tire book, "Bridgestone ATV Tires," from Bridgestone catalog of tires in production, not dated.

* cited by examiner

Primary Examiner—Robert M. Spear
(74) *Attorney, Agent, or Firm*—Meredith E. Palmer

(57) **CLAIM**

The ornamental design for a tire tread, as shown and described.

DESCRIPTION

FIG. 1 is a side perspective view of a tire tread showing my new design, it being understood that the tread pattern is repeated throughout the circumference of the tire tread, the opposite side being the same as that shown;


FIG. 2 is a front elevational view thereof;

FIG. 3 is a side elevational view of the right side thereof, the opposite side being identical thereto; and,

FIG. 4 is an enlarged fragmentary front elevational view thereof.

The broken lines defining the tire sidewall, inner bead, and the peripheral boundary between the claimed tire tread and sidewall are for illustrative purposes only and form no part of the claimed design.

1 Claim, 4 Drawing Sheets






FIG-1




FIG-2

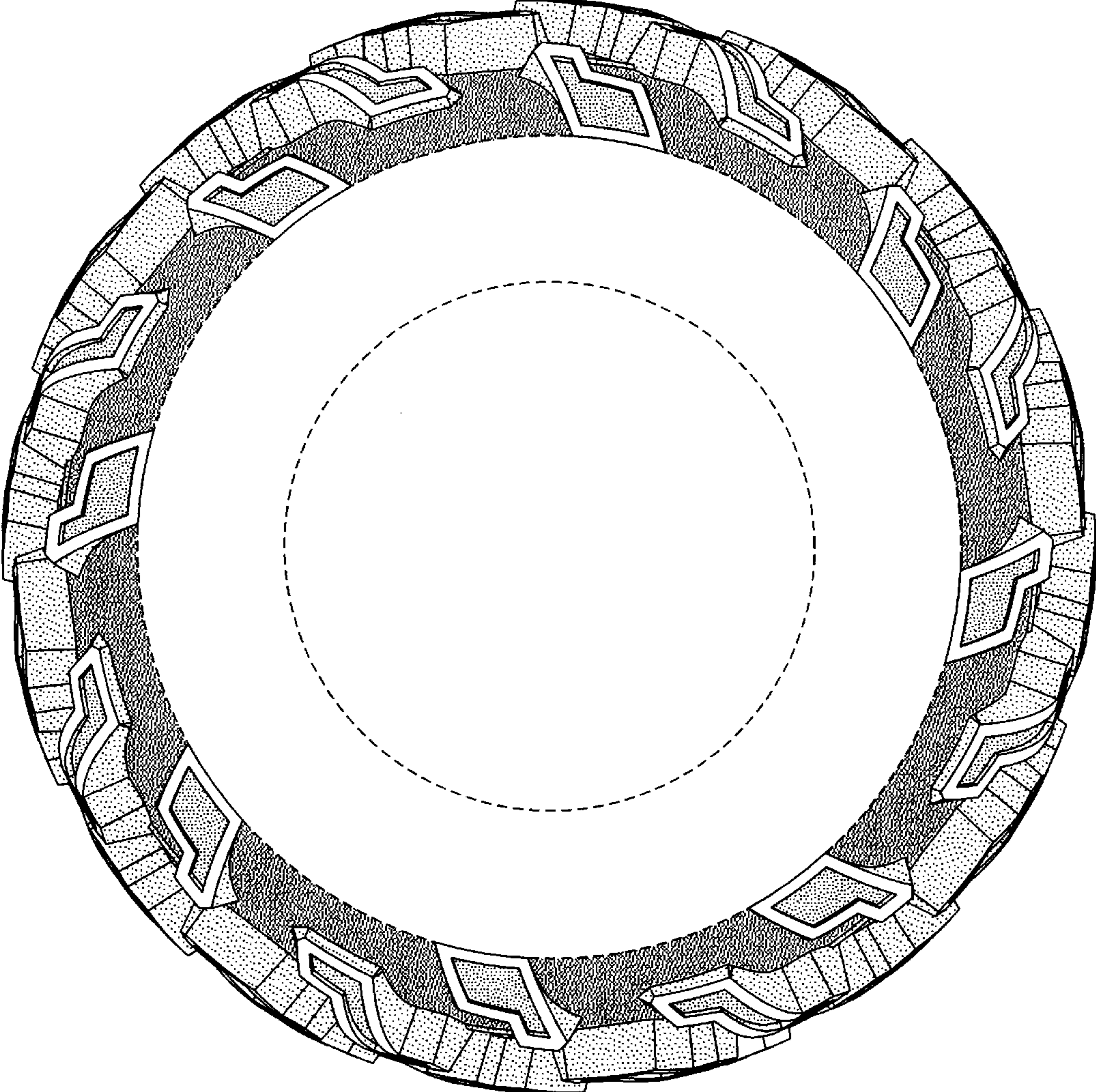


FIG-3

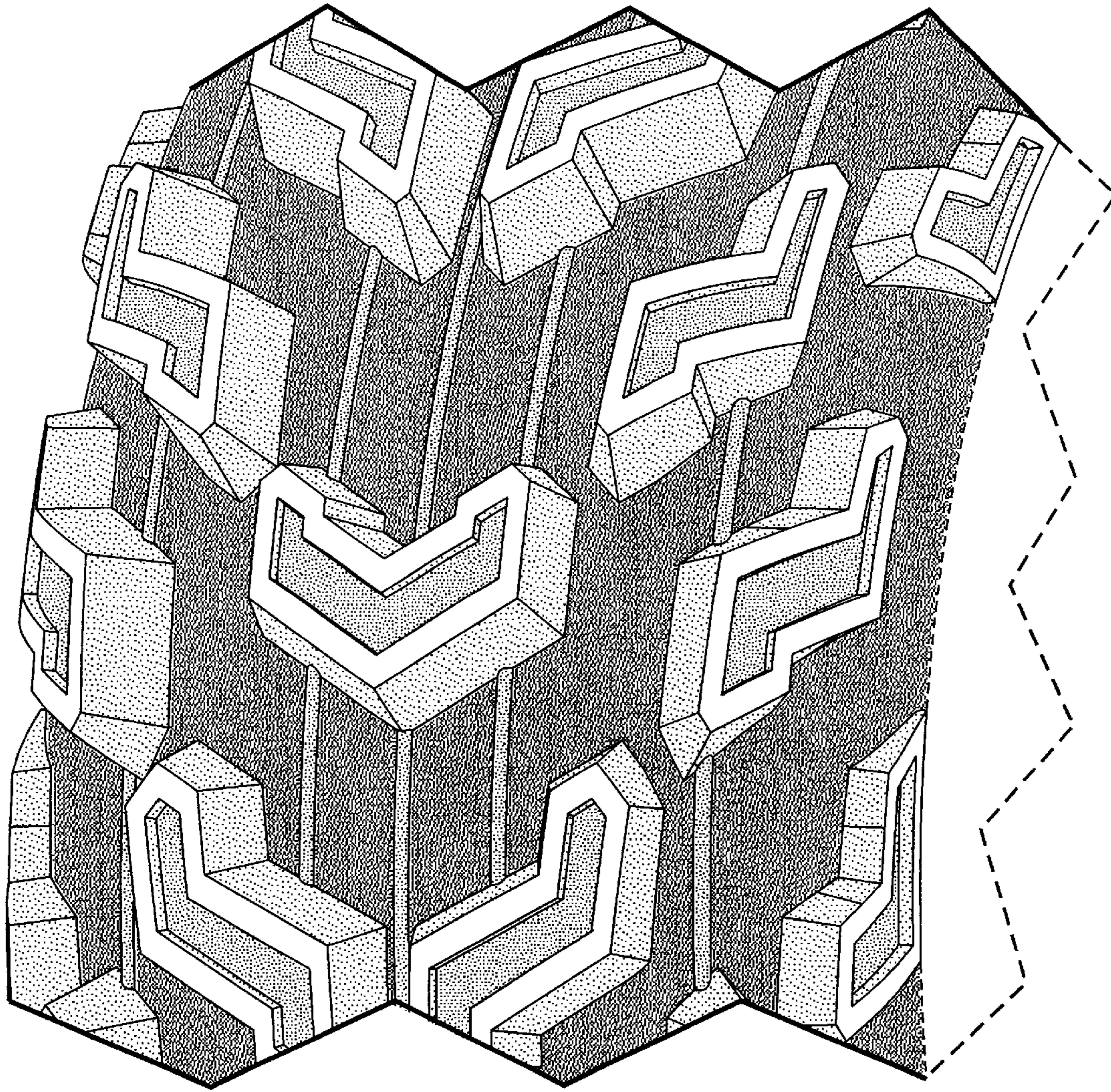


FIG-4