

US00D508654S

(12) **United States Design Patent**
Tada

(10) **Patent No.:** **US D508,654 S**
(45) **Date of Patent:** **** Aug. 23, 2005**

(54) **WRIST WATCH CASE WITH BAND**

(75) Inventor: **Ikuko Tada, Tokyo (JP)**

(73) Assignee: **Citizen Tokei Kabushiki Kaisha (JP)**

(**) Term: **14 Years**

(21) Appl. No.: **29/219,288**

(22) Filed: **Dec. 16, 2004**

(51) **LOC (8) Cl.** **10-02**

(52) **U.S. Cl.** **D10/32**

(58) **Field of Search** D10/1-39, 122-132;
368/276-277, 281-282, 285, 293-295;
D11/3-25; 63/1.1, 3, 5, 11; 224/164, 168,
178

(56) **References Cited**

U.S. PATENT DOCUMENTS

D110,637 S	*	7/1938	Davenport	D10/32
D267,860 S	*	2/1983	Kabaya	D10/32
D324,828 S	*	3/1992	Wunderman	D10/32
D371,745 S	*	7/1996	Wunderman	D10/32

D382,494 S	*	8/1997	Wunderman	D10/32
D389,749 S	*	1/1998	Toribio	D10/30
D390,129 S	*	2/1998	Brzezinski	D10/32
D395,405 S	*	6/1998	Brzezinski	D10/32
D396,652 S	*	8/1998	Voegeli	D10/32
D401,864 S	*	12/1998	Navera	D10/32

* cited by examiner

Primary Examiner—Nelson C. Holtje

(74) *Attorney, Agent, or Firm*—Banner & Witcoff, Ltd.

(57) **CLAIM**

The ornamental design for a wrist watch case with band, as shown and described.

DESCRIPTION

FIG. 1 is a perspective view,
FIG. 2 is a front elevational view thereof;
FIG. 3 is a rear elevational view thereof,
FIG. 4 is a left side elevation view thereof,
FIG. 5 is a right side elevation view thereof,
FIG. 6 is a top plan view thereof; and,
FIG. 7 is a bottom plan view thereof.

1 Claim, 3 Drawing Sheets




FIG. 1




FIG. 2



FIG. 3

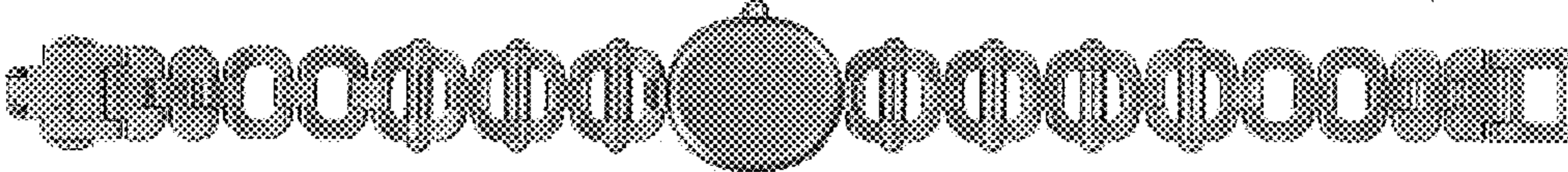


FIG. 4




FIG. 5



FIG. 6



FIG. 7

