

US00D508647S

(12) **United States Design Patent**
Silver et al.

(10) **Patent No.: US D508,647 S**

(45) **Date of Patent: ** Aug. 23, 2005**

(54) **PACKAGING CARTON**

(75) Inventors: **Steven Michael Silver**, Altrincham
(GB); **Jill Silver**, Altrincham (GB)

(73) Assignee: **OTT International Limited**, Cheshire
(GB)

(**) Term: **14 Years**

(21) Appl. No.: **29/211,536**

(22) Filed: **Aug. 18, 2004**

(30) **Foreign Application Priority Data**

Feb. 18, 2004 (EM) 000141544

(51) **LOC (8) Cl.** **09-07**

(52) **U.S. Cl.** **D9/415; D9/418**

(58) **Field of Search** D9/415, 418, 414,
D9/457, 420-426; 206/461-471, 806, 495,
769-776

(56) **References Cited**

U.S. PATENT DOCUMENTS

5,649,624 A * 7/1997 Seaton 206/461

6,059,106 A * 5/2000 Baker et al. 206/361
D448,283 S * 9/2001 Chapman D9/415
6,427,832 B1 * 8/2002 Ali et al. 206/303
D480,638 S * 10/2003 Lee D9/415
D480,964 S * 10/2003 Lee D9/415
D496,267 S * 9/2004 Tommassetti D9/415

* cited by examiner

Primary Examiner—Prabhakar Deshmukh

(74) *Attorney, Agent, or Firm*—Nixon & Vanderhye P.C.

(57) **CLAIM**

The ornamental design for a packaging carton, as shown and described.

DESCRIPTION

FIG. 1 is a top perspective view of a packaging carton in an open condition;

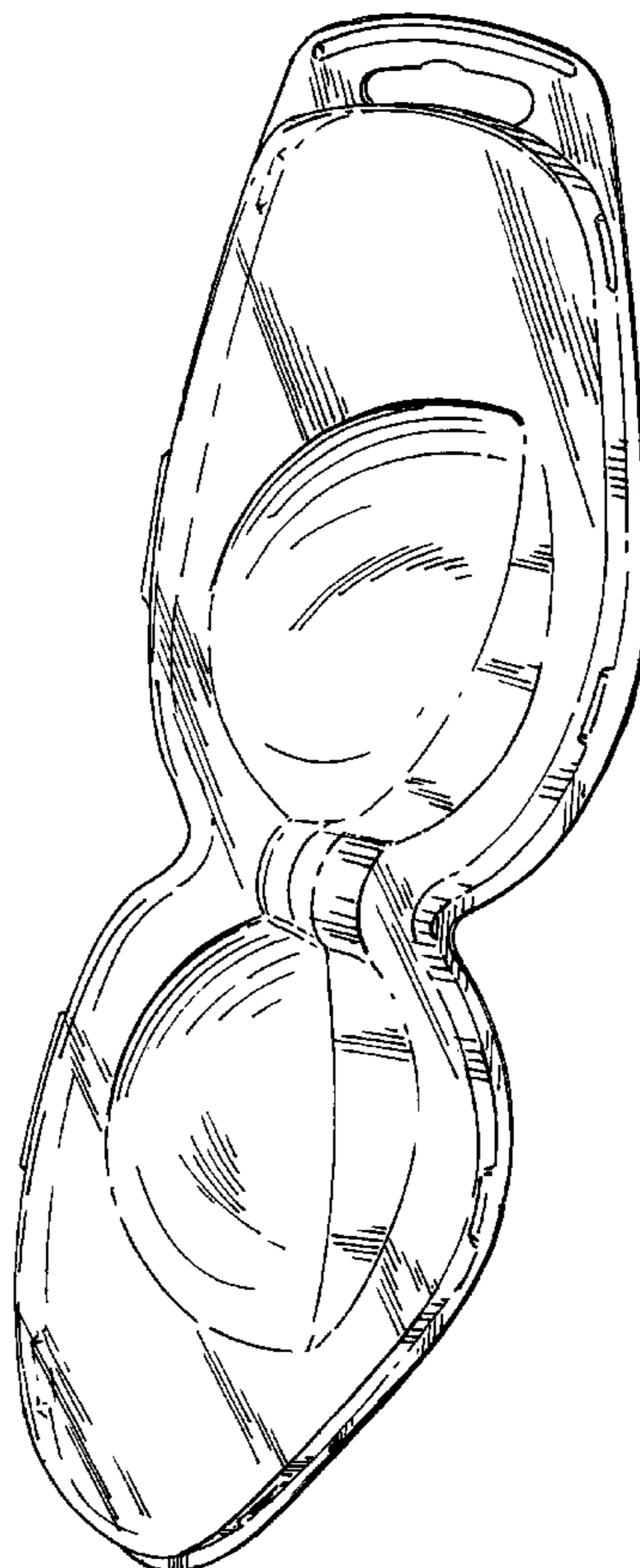
FIG. 2 is a top perspective view of a packaging carton in a closed condition;

FIG. 3 is a bottom perspective view of a packaging carton in a closed condition;

FIG. 4 is a side elevation of a packaging carton; and,

FIG. 5 is an end elevation of a packaging carton.

1 Claim, 4 Drawing Sheets



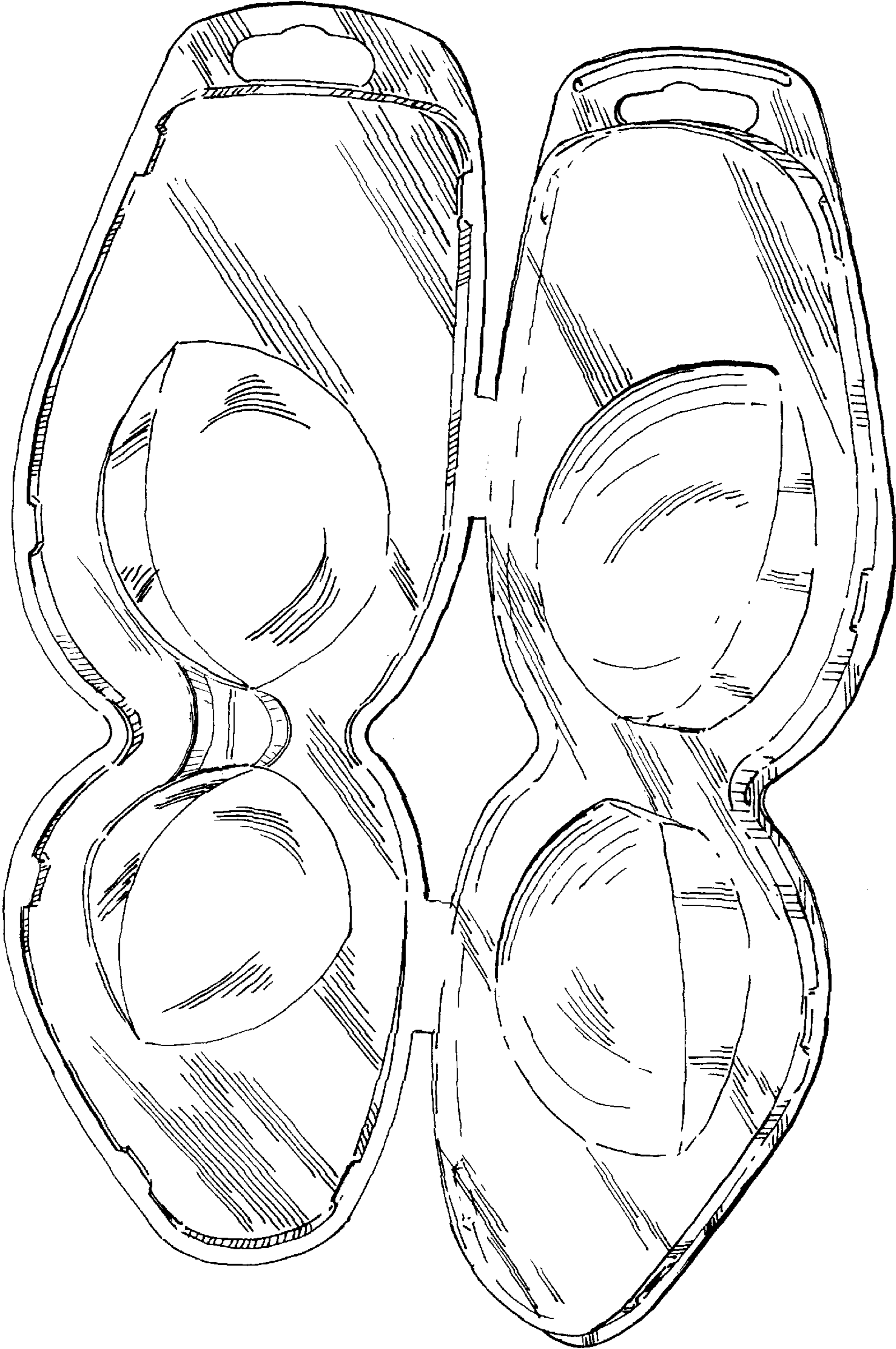


FIG. 1

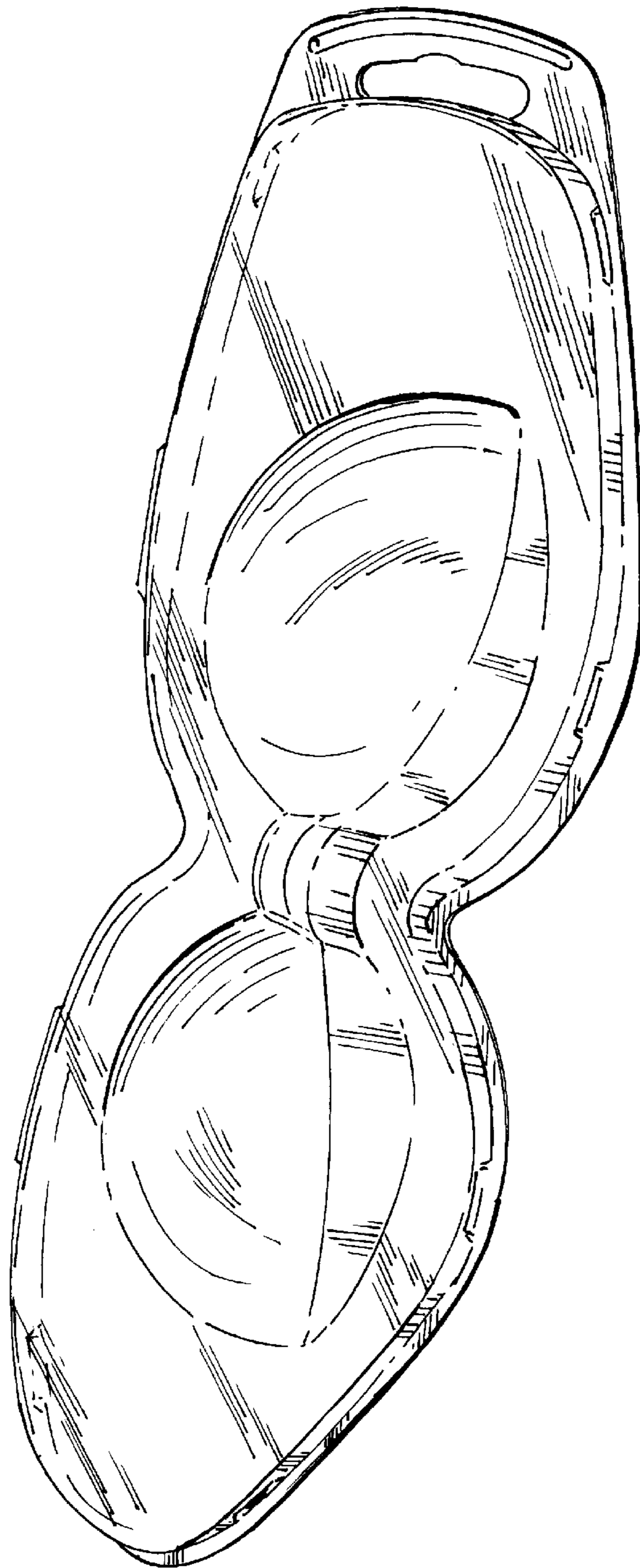


FIG. 2




FIG. 3

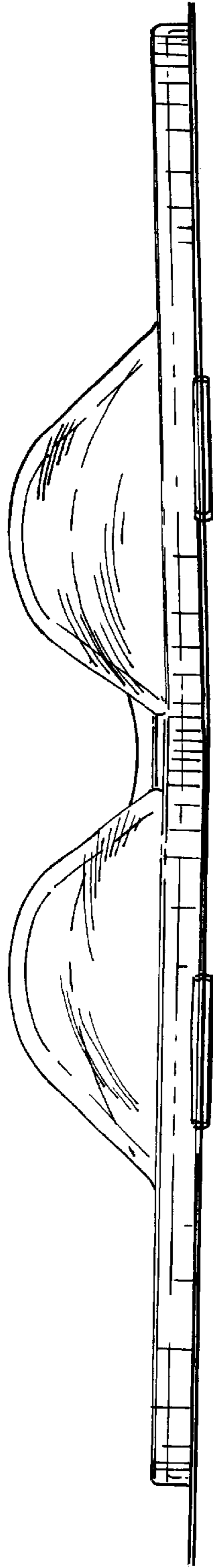


FIG. 4

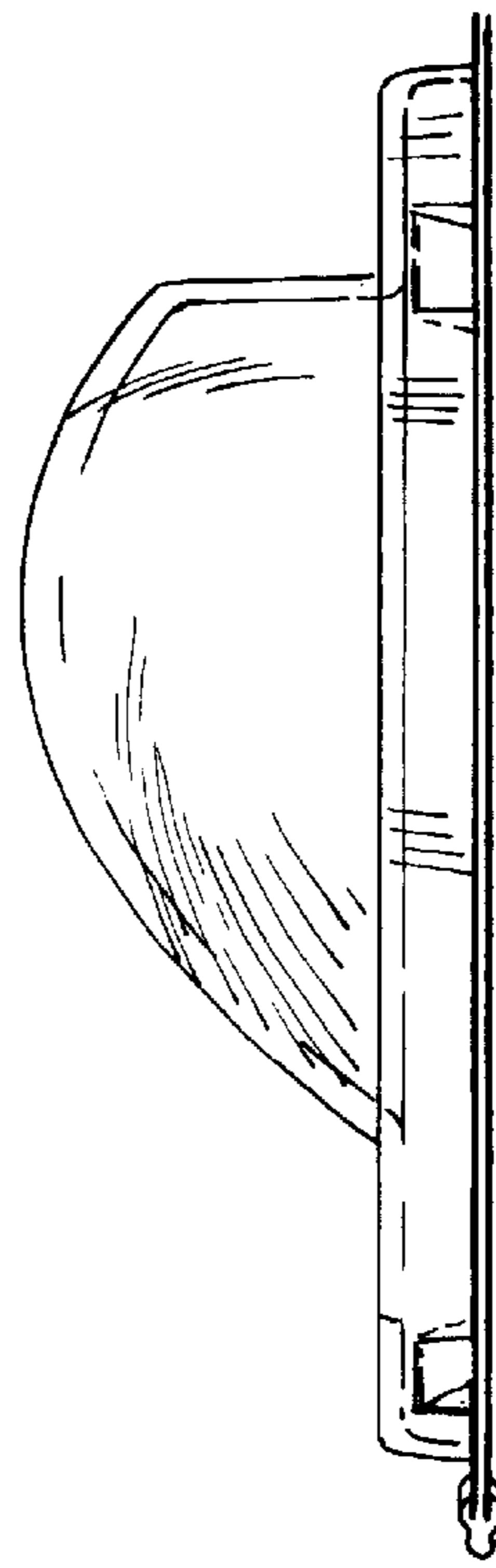


FIG. 5