



US00D508643S

(12) **United States Design Patent** (10) Patent No.: **US D508,643 S**  
**Concari et al.** (45) Date of Patent: **\*\* Aug. 23, 2005**

- (54) **IMPACT DRIVER** D411,947 S 7/1999 Sugimoto et al.  
 D419,413 S \* 1/2000 Heun ..... D8/68  
 (75) Inventors: **Gabriel Concari**, Eldersbury, MD D420,877 S \* 2/2000 Schultz ..... D8/68  
 (US); **Rodney Milbourne**, Abingdon, MD (US) D421,883 S \* 3/2000 Watson et al. .... D8/68  
 D424,902 S 5/2000 Gildersleeve et al.  
 D428,320 S 7/2000 Ohi et al.  
 D431,766 S 10/2000 Zurwelle  
 D435,414 S 12/2000 Etter et al.  
 D437,761 S 2/2001 Okumura et al.  
 D446,704 S 8/2001 Shibata et al.

(\*\*) Term: **14 Years**

(Continued)

(21) Appl. No.: **29/202,491**

**FOREIGN PATENT DOCUMENTS**

(22) Filed: **Mar. 31, 2004**

- (51) **LOC (8) Cl.** ..... **08-05**  
 (52) **U.S. Cl.** ..... **D8/68**  
 (58) **Field of Search** ..... D8/14.1, 61, 62,  
 D8/63, 64, 65, 66, 67, 68, 69, 70; 81/57.11,  
 429, 464, 465, 466, 469, 489; 173/13, 169,  
 178, 213, 217; 227/8, 114, 120, 130, 136,  
 142; 310/50; 408/20, 124, 125, 234, 241 R;  
 451/358

DE	M9003635	4/1991
DE	M9300144	1/1993
DE	M9301028	7/1993
DE	M9402042	8/1994
DE	49808551	9/1999
DE	40005042	8/2000
DE	40009556	6/2001

*Primary Examiner*—Joel A. Sincavage  
*Assistant Examiner*—T. Chase Nelson  
 (74) *Attorney, Agent, or Firm*—Michael P. Leary; Charles E. Yocum; Adan Ayala

(56) **References Cited**

**U.S. PATENT DOCUMENTS**

- D156,319 S 12/1949 Bushnell  
 D159,044 S 6/1950 Bushnell  
 D295,714 S 5/1988 Sasaki et al.  
 D320,917 S 10/1991 Fushiya et al.  
 D335,073 S 4/1993 Anthony et al.  
 D339,046 S 9/1993 Fushiya et al.  
 D340,394 S 10/1993 Okumura  
 D340,396 S 10/1993 Ichikawa  
 D342,430 S 12/1993 Saito et al.  
 D359,215 S \* 6/1995 Zurwelle ..... D8/68  
 D362,167 S \* 9/1995 Zurwelle ..... D8/68  
 D368,214 S 3/1996 Zurwelle  
 D376,969 S 12/1996 Kazamaki et al.  
 D378,268 S \* 3/1997 Schultz ..... D8/68  
 D386,662 S \* 11/1997 Tozawa et al. .... D8/68  
 D392,863 S 3/1998 Sugimoto et al.  
 D396,177 S \* 7/1998 Schultz ..... D8/68  
 D403,219 S 12/1998 Bosten et al.  
 D404,276 S 1/1999 Ghode et al.

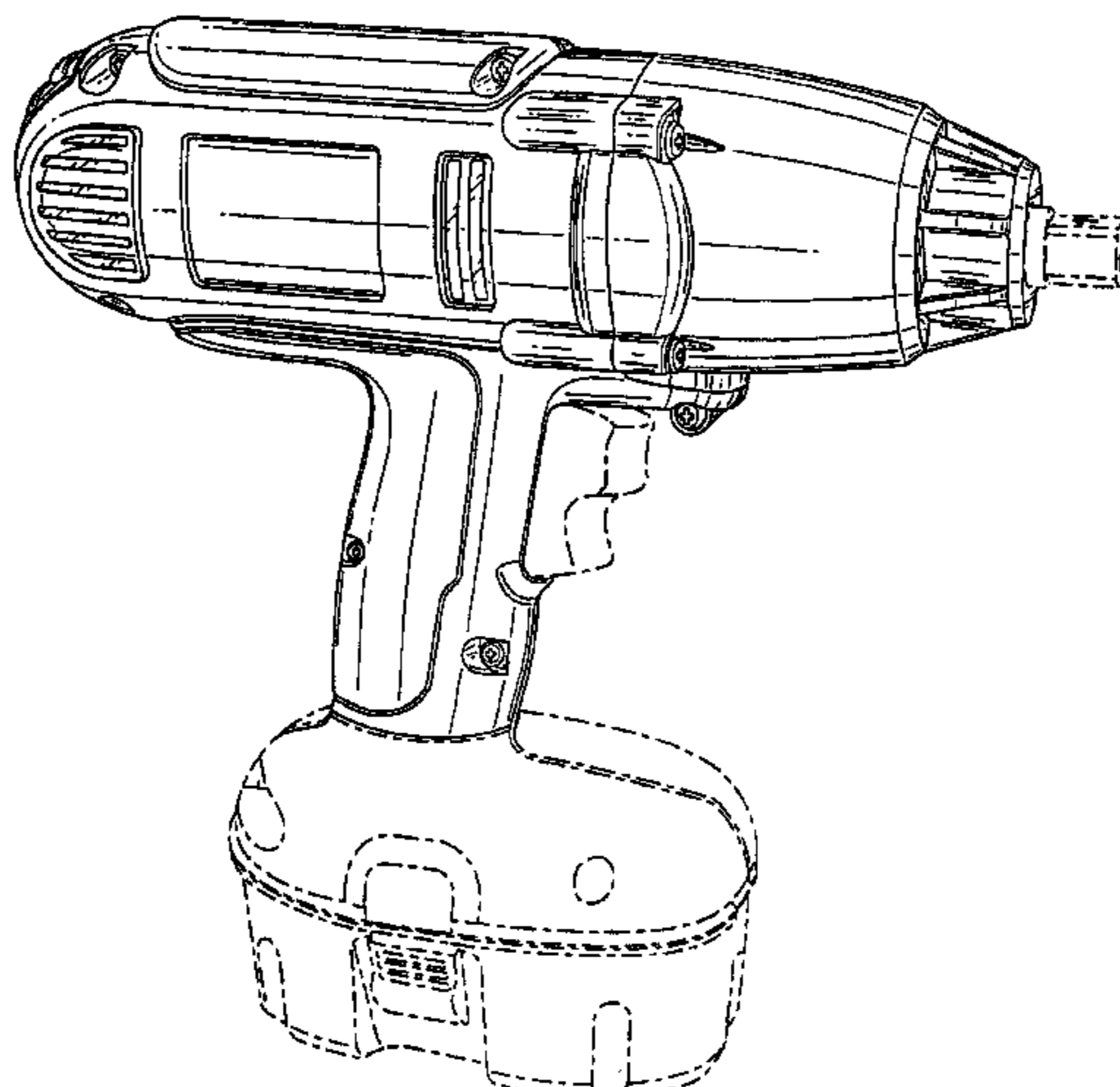
(57) **CLAIM**

The ornamental design for an impact driver, as shown and described.

**DESCRIPTION**

FIG. 1 is a right front perspective view of an impact driver showing my new design.  
 FIG. 2 is a left side view of the impact driver of FIG. 1.  
 FIG. 3 is a right side view of the impact driver of FIG. 1.  
 FIG. 4 is a front view of the impact driver of FIG. 1.  
 FIG. 5 is a rear view of the impact driver of FIG. 1.  
 FIG. 6 is a top view of the impact driver of FIG. 1; and,  
 FIG. 7 is a bottom view of the impact driver of FIG. 1.  
 The broken lines and the areas within the broken lines form no part of the claimed ornamental design.

**1 Claim, 5 Drawing Sheets**



# US D508,643 S

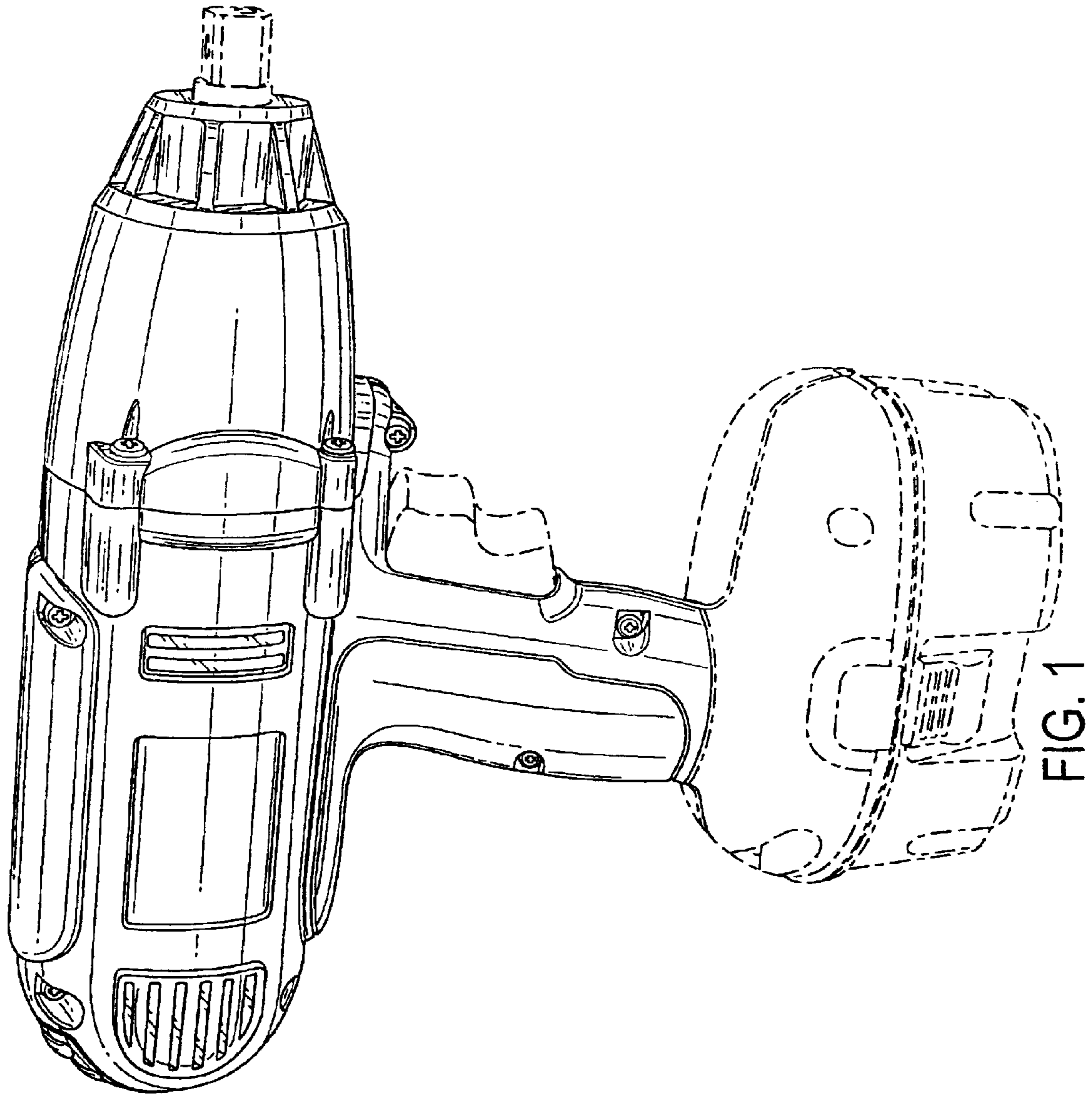
Page 2

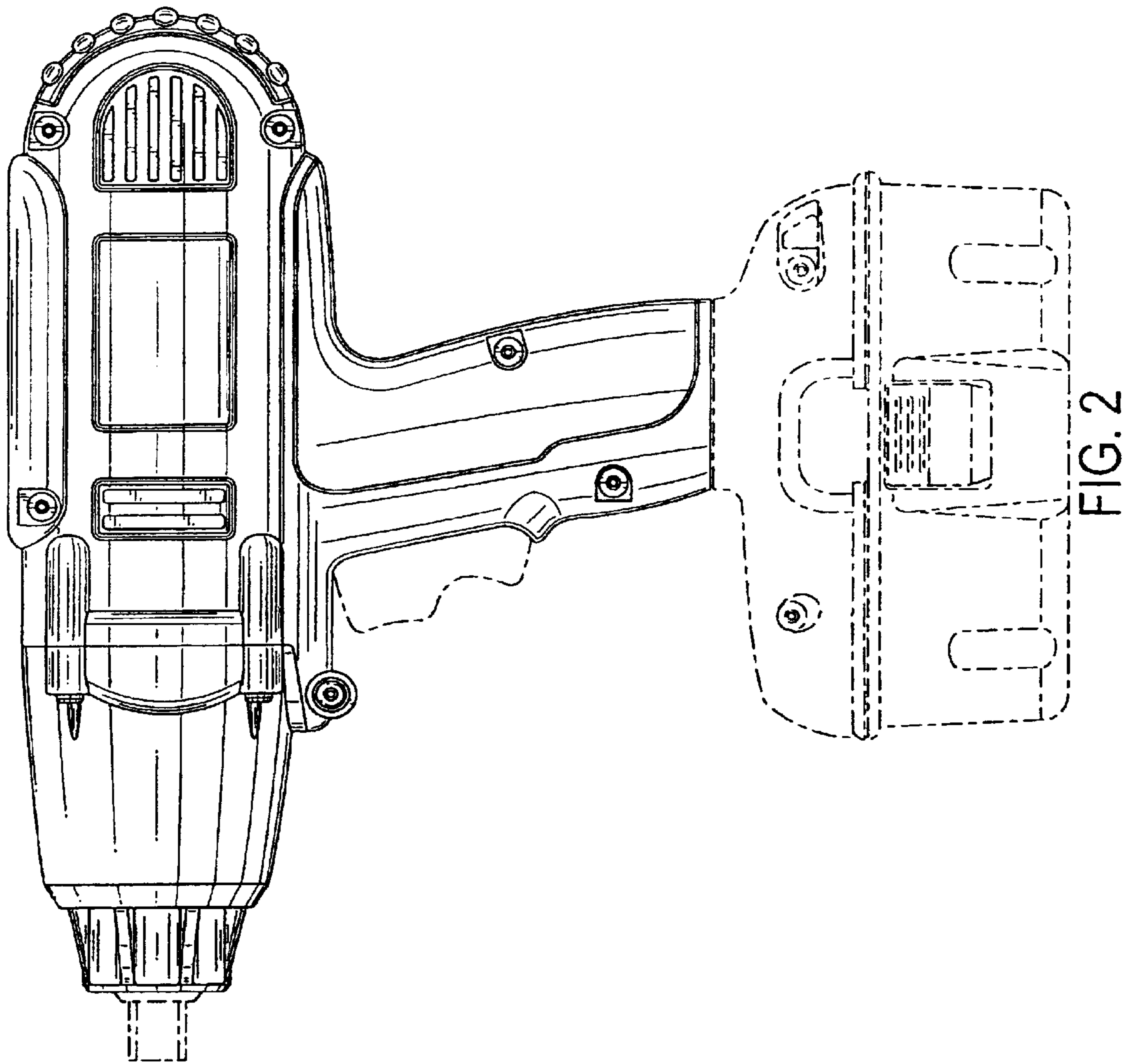
---

## U.S. PATENT DOCUMENTS

6,364,580 B1 *	4/2002	Dils et al. ....	408/241 R	D467,148 S *	12/2002	Flickinger .....	D8/68
D460,674 S *	7/2002	Heun .....	D8/68	D467,780 S	12/2002	Koizumi	
6,431,289 B1 *	8/2002	Potter et al. ....	173/217	6,502,648 B2 *	1/2003	Milbourne .....	173/178
D462,248 S *	9/2002	Cooper .....	D8/68	D469,675 S *	2/2003	Chung .....	D8/68
D462,594 S	9/2002	Flickinger		D477,205 S *	7/2003	Sakai et al. ....	D8/68
D466,777 S	12/2002	Watson		D489,955 S *	5/2004	Concari et al. ....	D8/68
D467,147 S	12/2002	Watson					

\* cited by examiner





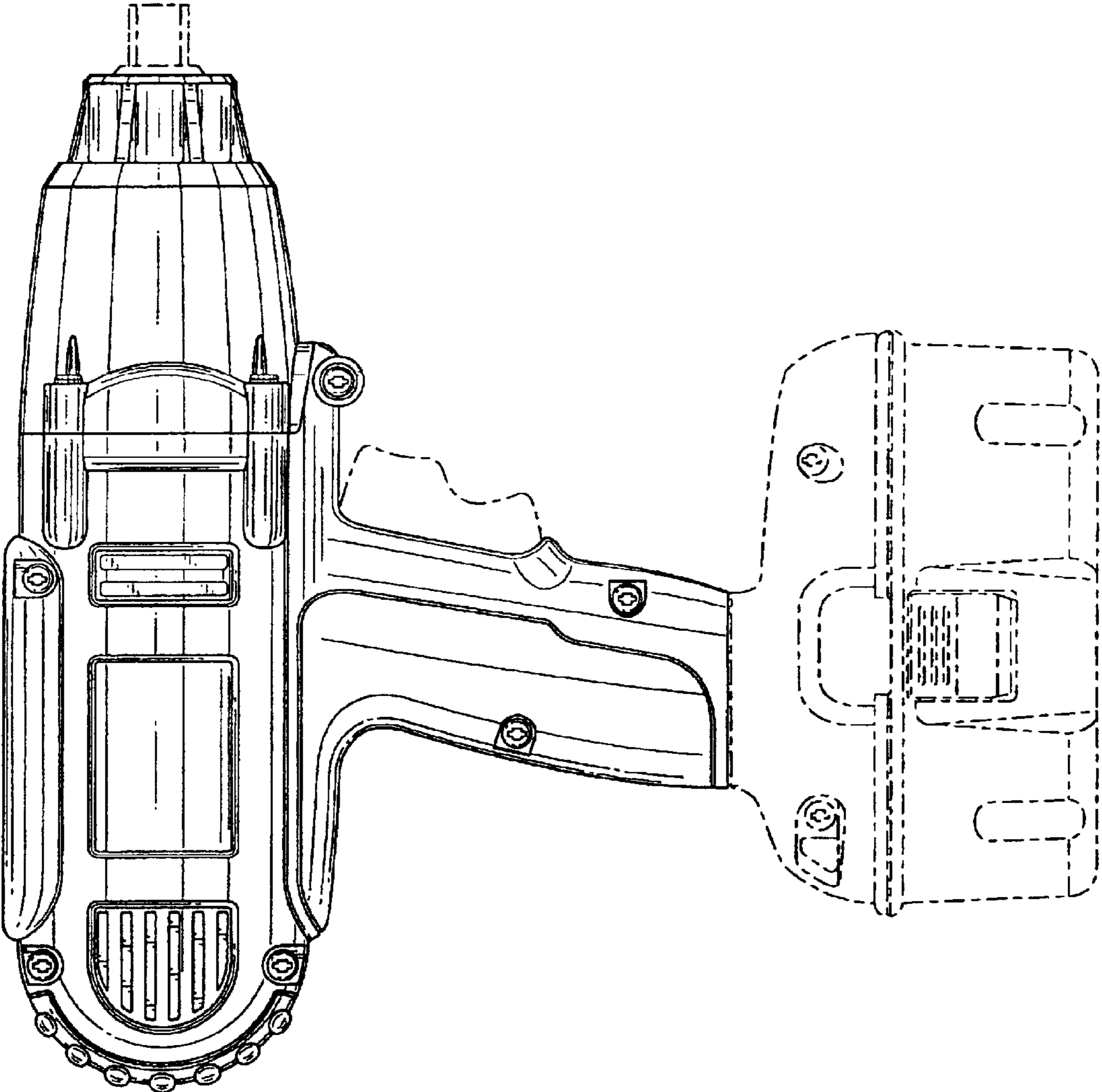


FIG. 3

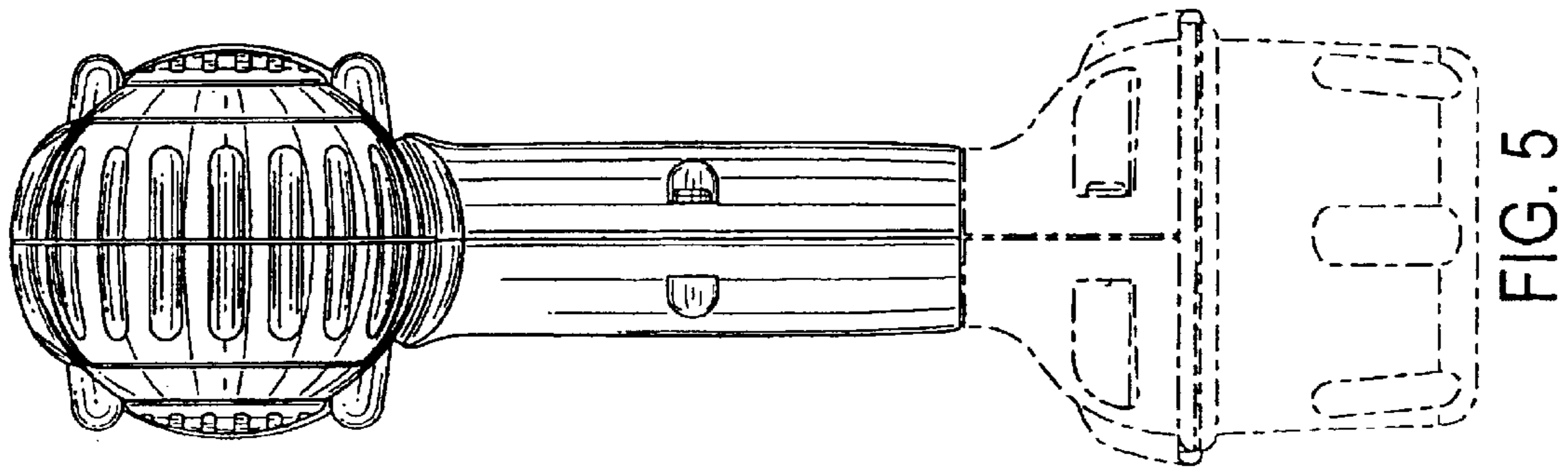


FIG. 5

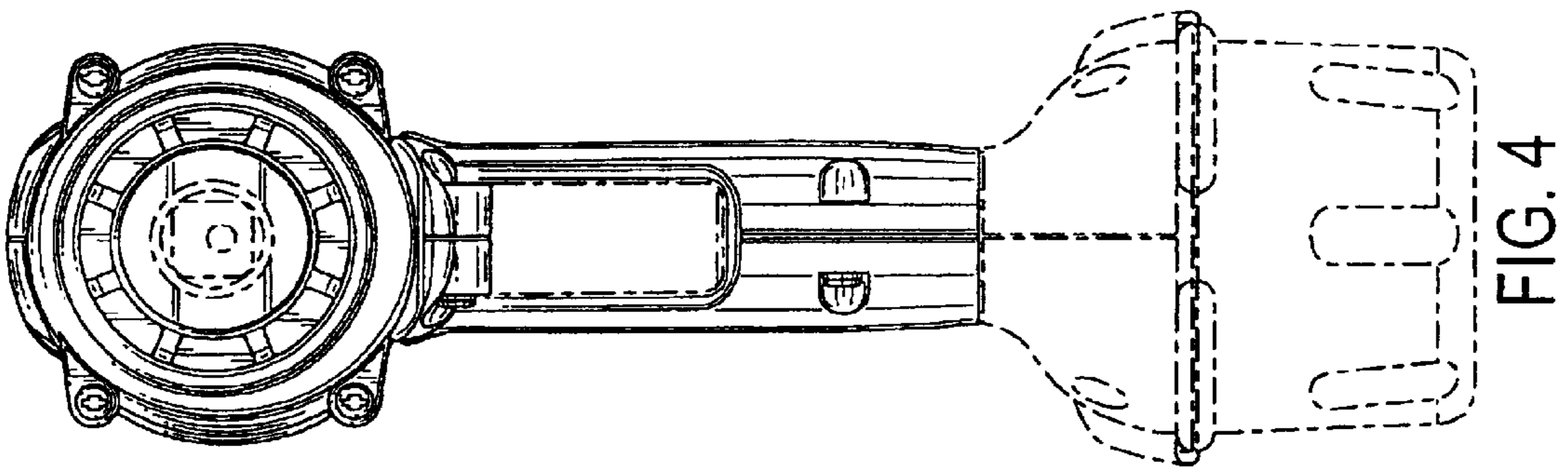


FIG. 4

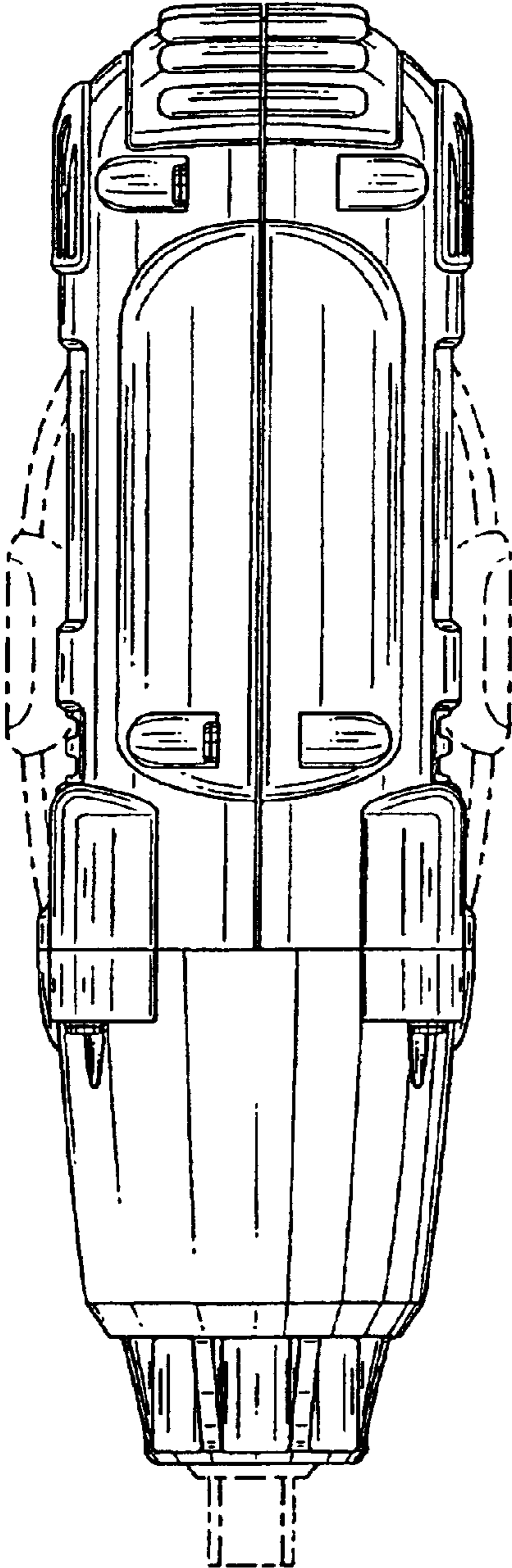


FIG. 6

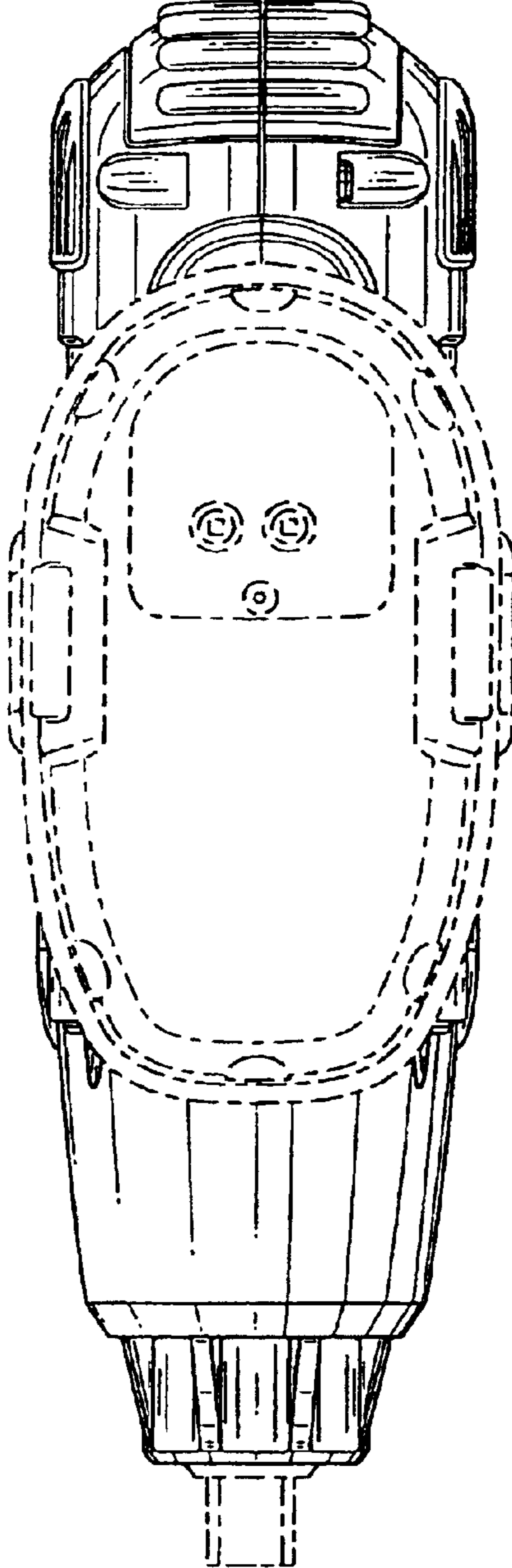


FIG. 7