

US00D508641S

(12) **United States Design Patent**  
**Uchida**

(10) **Patent No.:** **US D508,641 S**

(45) **Date of Patent:** **\*\* Aug. 23, 2005**

(54) **HANDHELD POWER TOOL**

(75) **Inventor:** **Shinji Uchida, Ageo (JP)**

(73) **Assignee:** **Urawa Kohgyo Co., Ltd., Saitama-ken (JP)**

(\*\*) **Term:** **14 Years**

(21) **Appl. No.:** **29/208,882**

(22) **Filed:** **Jul. 7, 2004**

**Related U.S. Application Data**

(63) Continuation-in-part of application No. 29/175,832, filed on Feb. 11, 2003, now abandoned.

(51) **LOC (8) Cl.** ..... **08-05**

(52) **U.S. Cl.** ..... **D8/61**

(58) **Field of Search** ..... D8/61, 62, 70;  
81/54, 57.11, 57.13, 57.14, 57.29, 57.39,  
177.1, 429, 469; 173/168, 169, 170, 182,  
216, 217, 221; 310/47, 50

(56) **References Cited**

**U.S. PATENT DOCUMENTS**

3,398,802 A	*	8/1968	Clark	.....	173/169
D217,218 S	*	4/1970	Staub	.....	D8/61
D240,278 S	*	6/1976	Staub	.....	D24/146
4,231,270 A	*	11/1980	Totsu	.....	81/474
D264,679 S	*	6/1982	Funkhouser	.....	D8/62
D271,419 S	*	11/1983	Hoff	.....	D24/144
D274,357 S	*	6/1984	Moreno	.....	D24/142

4,866,319 A	*	9/1989	Crutchfield	.....	310/47
D303,838 S	*	10/1989	Lien-Fui	.....	D24/214
4,878,404 A	*	11/1989	Liao	.....	81/54
D419,843 S	*	2/2000	Saitoh	.....	D8/61
D427,039 S	*	6/2000	Ono	.....	D8/61
D447,801 S	*	9/2001	Saitoh	.....	D24/146
D466,776 S	*	12/2002	Hsiao	.....	D8/62
D484,762 S	*	1/2004	Lee	.....	D8/62

\* cited by examiner

*Primary Examiner*—Joel A. Sincavage

*Assistant Examiner*—Elizabeth Albert

(74) *Attorney, Agent, or Firm*—Jordan and Hamburg LLP

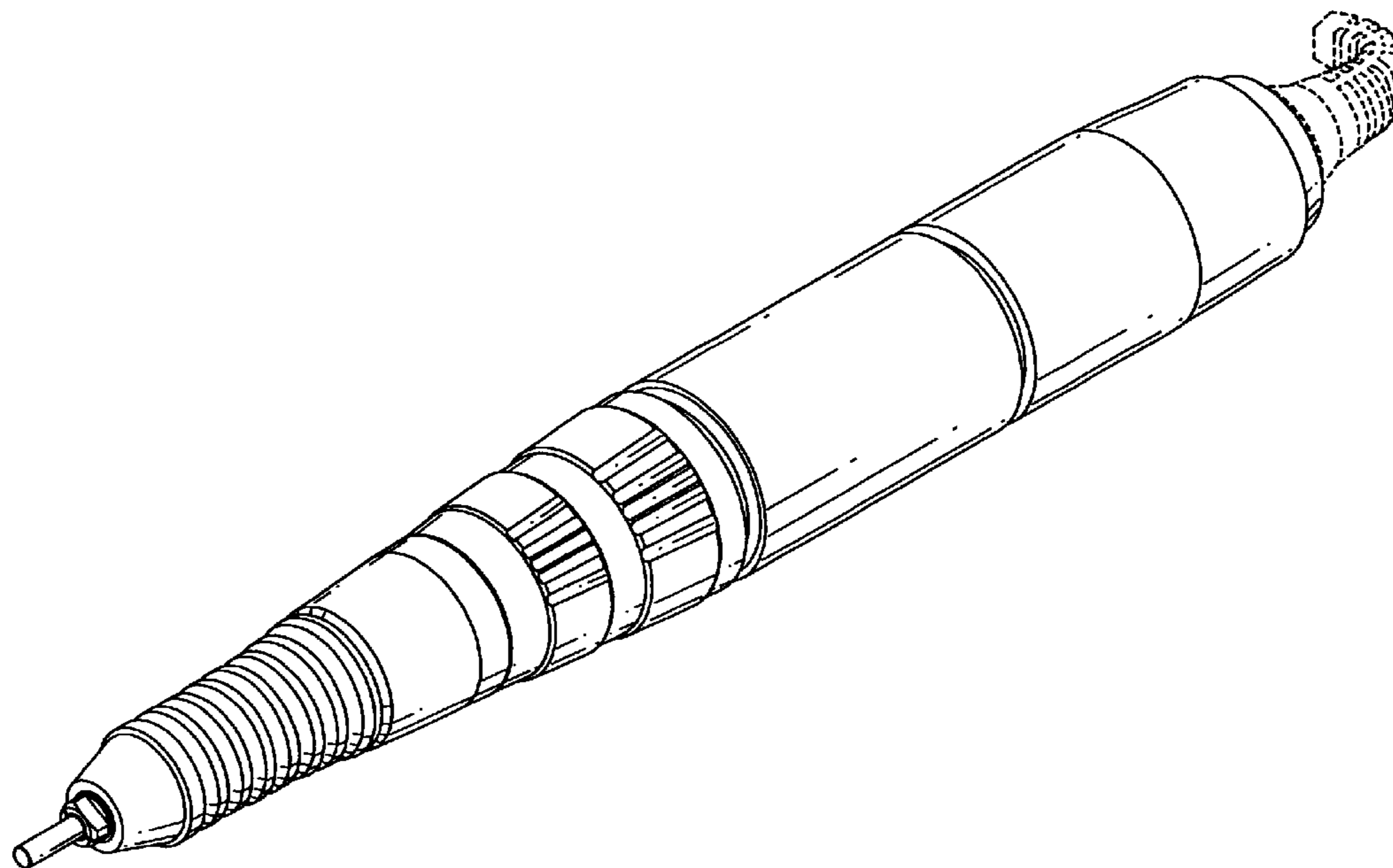
(57) **CLAIM**

The ornamental design for a handheld power tool, as shown and described.

**DESCRIPTION**

FIG. 1 is a front elevation view of the handheld power tool; FIG. 2 is a rear elevation view of the handheld power tool; FIG. 3 is a right side elevation view of the handheld power tool; FIG. 4 is a left side elevation view of the handheld power tool; FIG. 5 is a top plan view of the handheld power tool; FIG. 6 is bottom plan view of the handheld power tool; and, FIG. 7 is a perspective view of the handheld power tool. The broken line depictions of a connecting cord are illustrative of environmental structure and form no part of the claimed design.

**1 Claim, 6 Drawing Sheets**



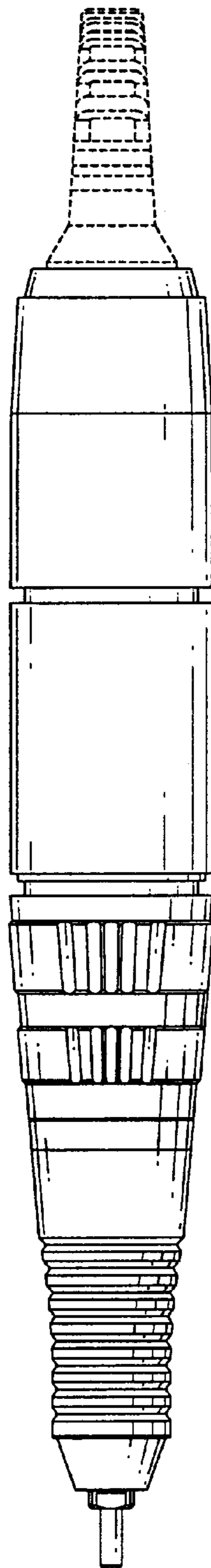


FIG. 1

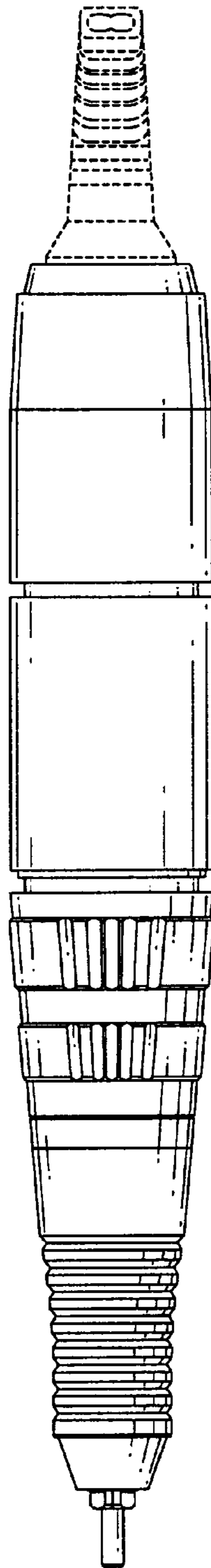


FIG. 2

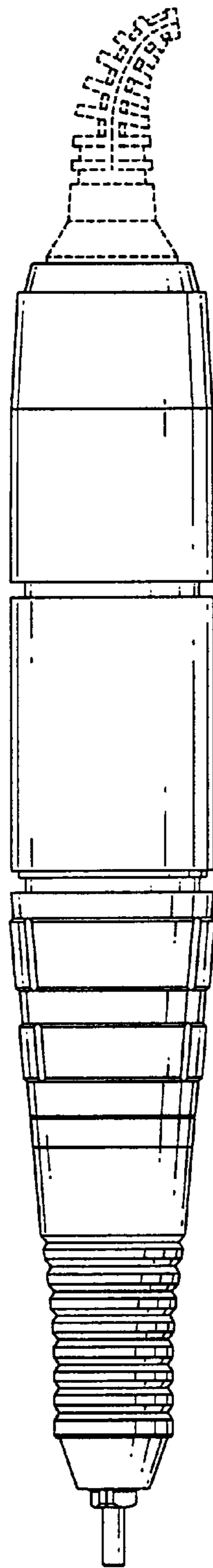


FIG. 3




FIG.4

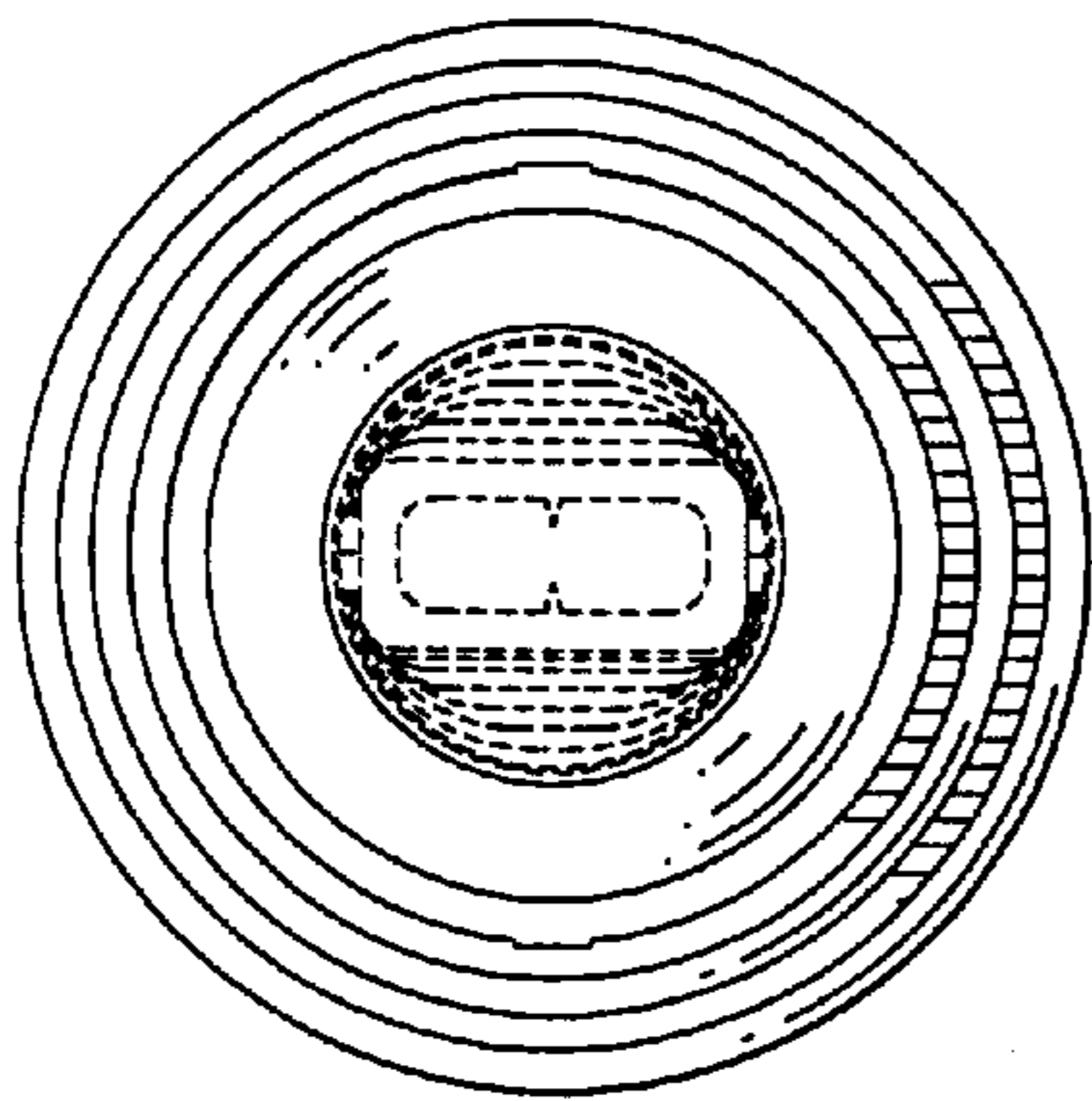


FIG. 5

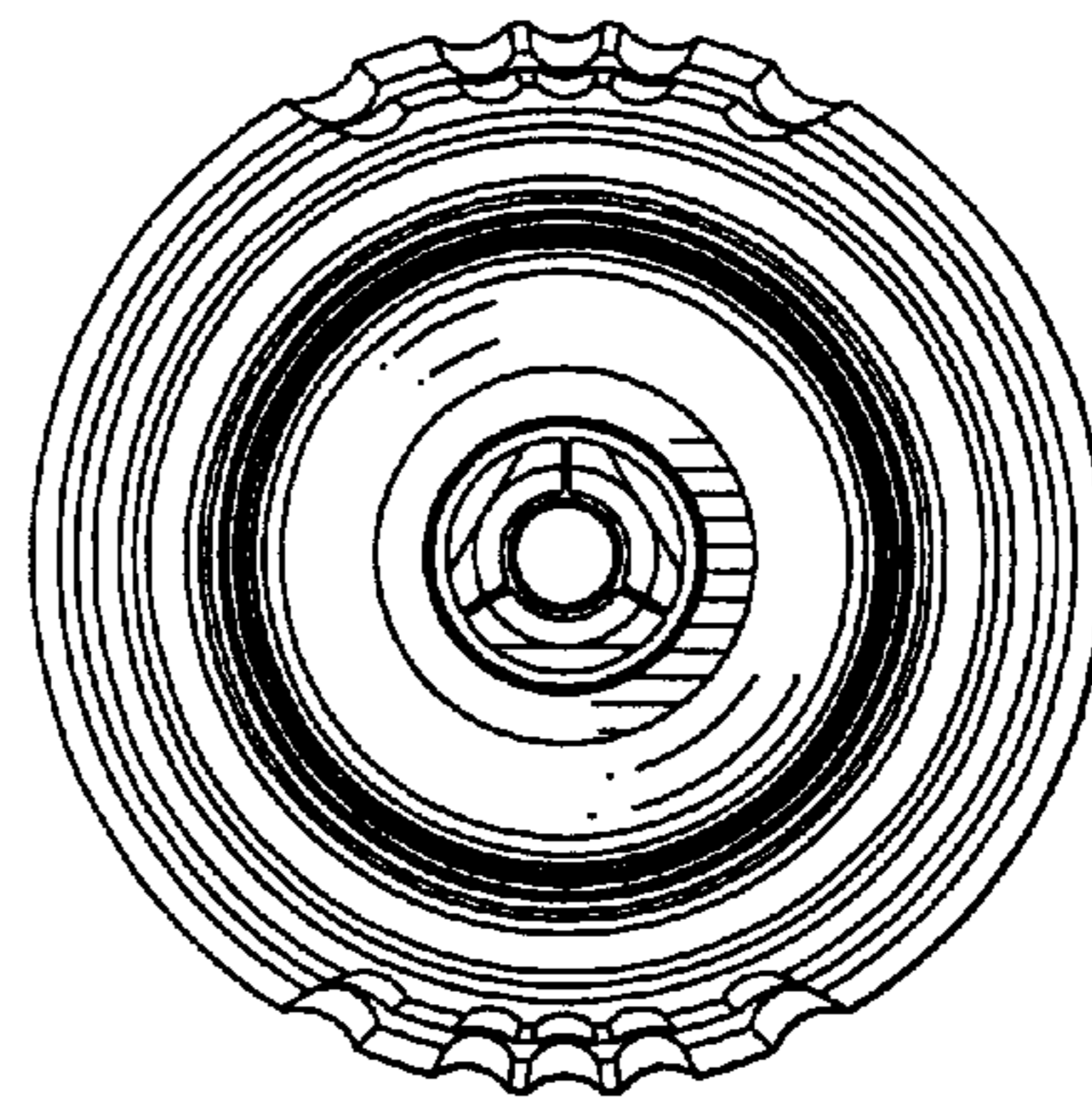


FIG. 6

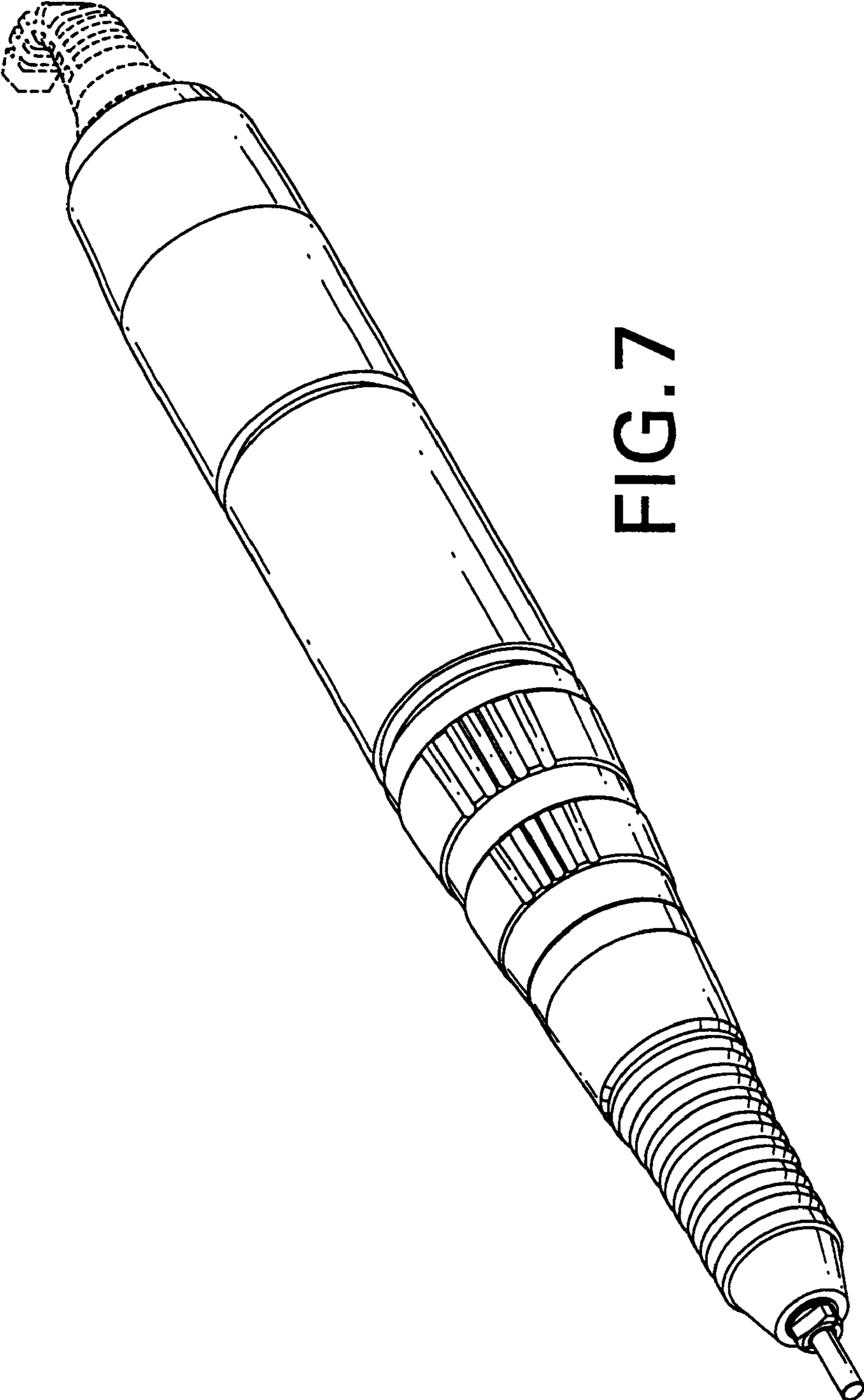


FIG. 7