

US00D508629S

(12) **United States Design Patent** (10) **Patent No.:** **US D508,629 S**
Pichoff (45) **Date of Patent:** **** Aug. 23, 2005**

(54) **SNOWMAN MAT**

REtrived from the Internet: <http://catalogs.google.com/catalogs?>*

(76) Inventor: **Cheryl B. Pichoff**, 236 Southwood Dr.,
Gretna, LA (US) 70056

* cited by examiner

(**) Term: **14 Years**

Primary Examiner—Holly Baynham
(74) *Attorney, Agent, or Firm*—Mark A. Crossley; Crossley
Patent Law

(21) Appl. No.: **29/218,611**

(22) Filed: **Dec. 6, 2004**

(51) **LOC (8) Cl.** **06-11**

(52) **U.S. Cl.** **D6/588**

(58) **Field of Search** D6/588, 599; D11/128,
D11/130; D21/629; 428/67, 131

(57) **CLAIM**

The ornamental design for a snowman mat, as shown and described.

DESCRIPTION

(56) **References Cited**

U.S. PATENT DOCUMENTS

D157,235 S	*	2/1950	Brown	D11/160
D188,192 S		6/1960	Riveras		
D320,630 S	*	10/1991	Fortune et al.	D21/629
D384,595 S	*	10/1997	Hartwell-Ruland	D11/121
D411,069 S		6/1999	Bear		
D456,219 S	*	4/2002	Kracke	D7/613
D499,355 S	*	12/2004	Yang	D11/121

OTHER PUBLICATIONS

Carol's Etc. snowman tree skirt,item A. p. 46 [online].
Carol's Etc. Catalog, 2002 [retrieved on Feb. 17, 2005].

FIG. 1 is a front elevation view of a snowman mat showing my new design;

FIG. 2 is a rear elevation view of FIG. 1;


FIG. 3 is a left side elevation view of FIG. 1;

FIG. 4 is a right side elevation view of FIG. 1;

FIG. 5 is a top plan view of a snowman mat showing my new design; and,

FIG. 6 is a bottom plan view of a snowman mat showing my new design.

1 Claim, 4 Drawing Sheets



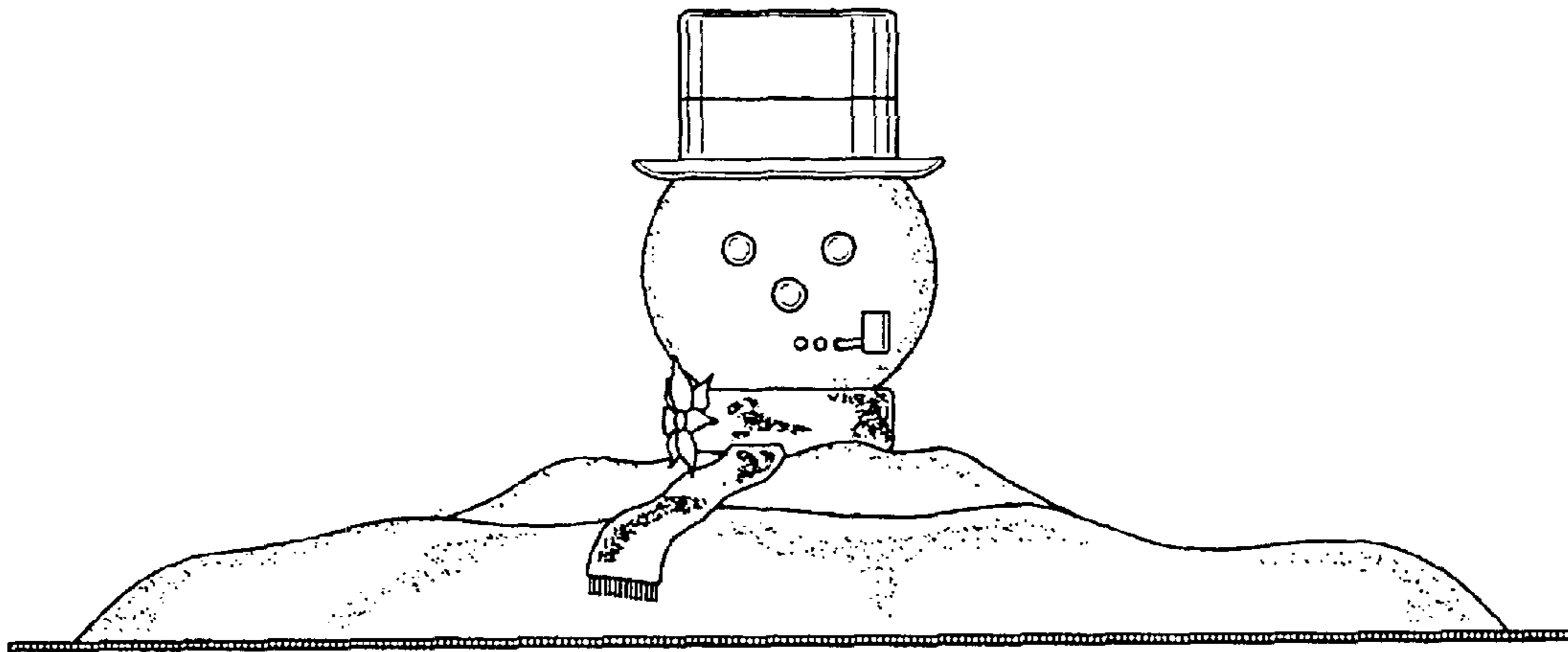


FIG. 1

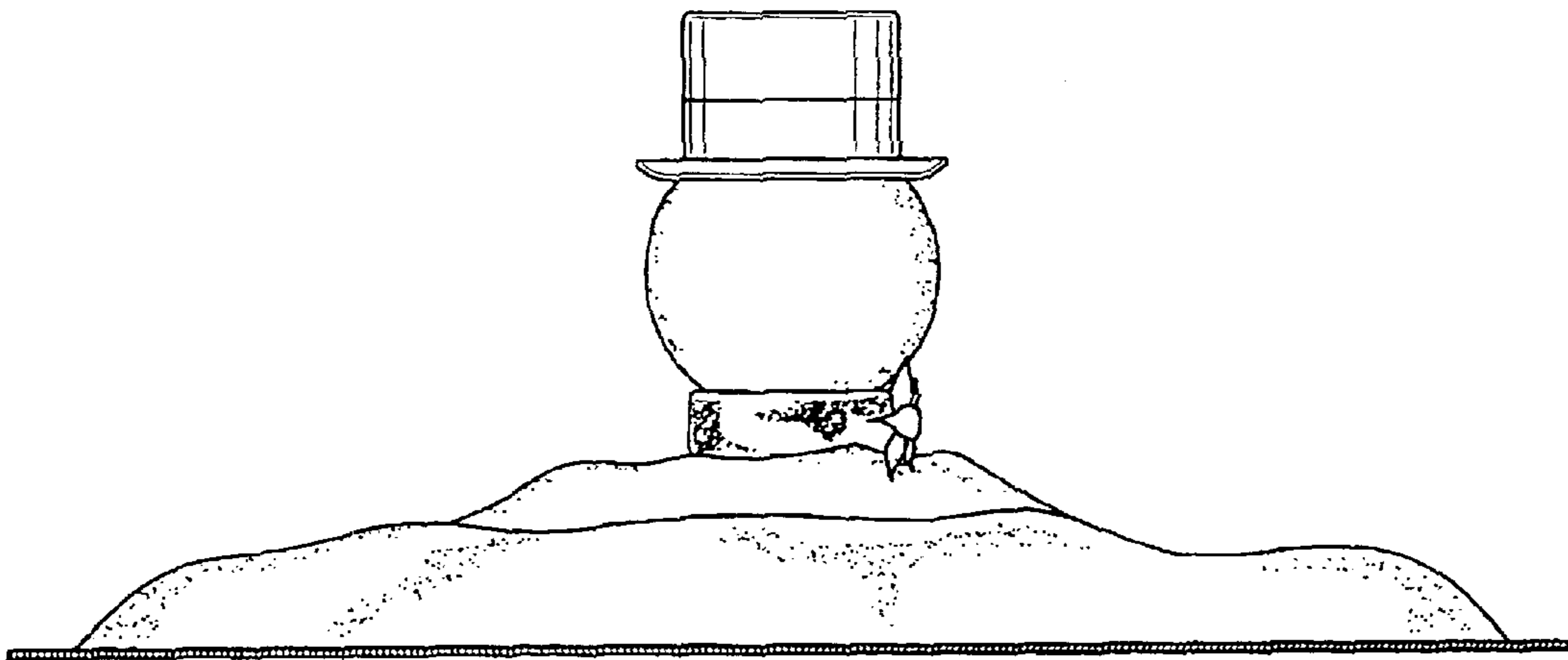


FIG. 2

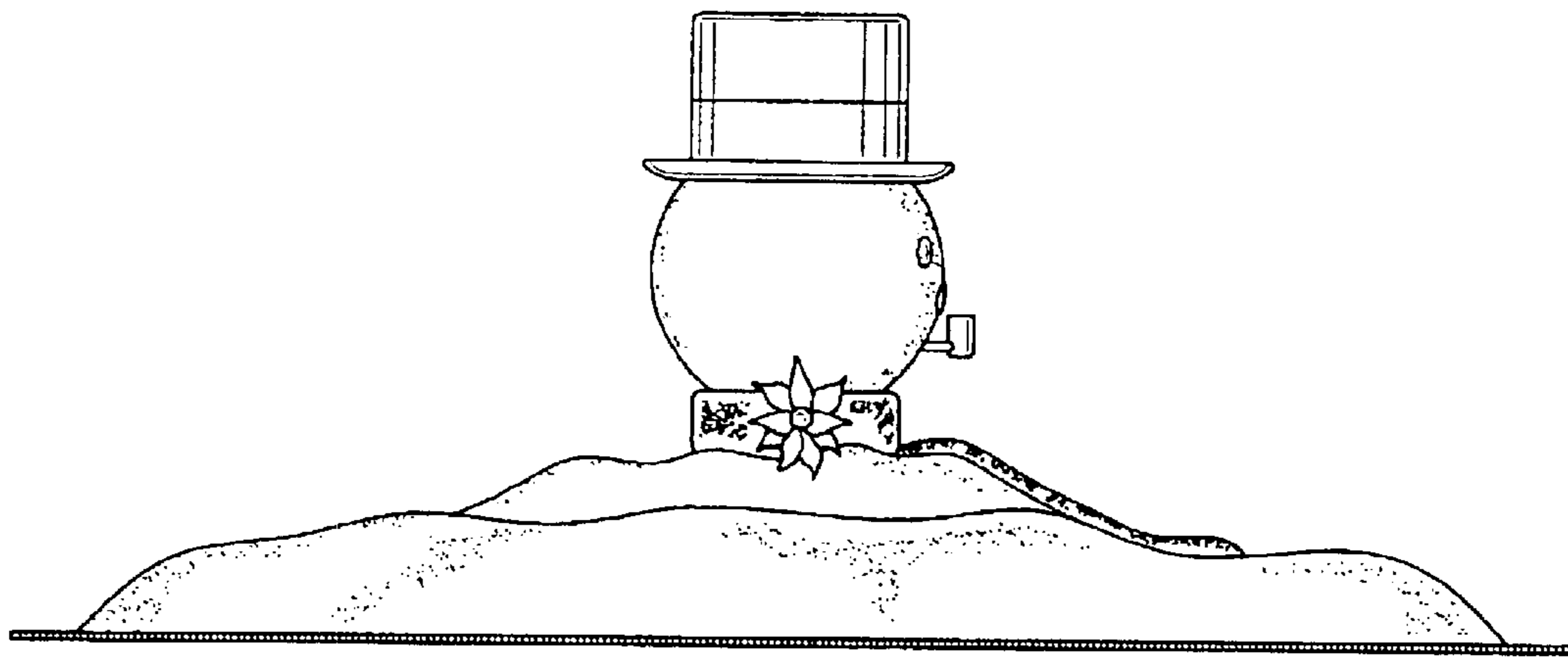


FIG. 3

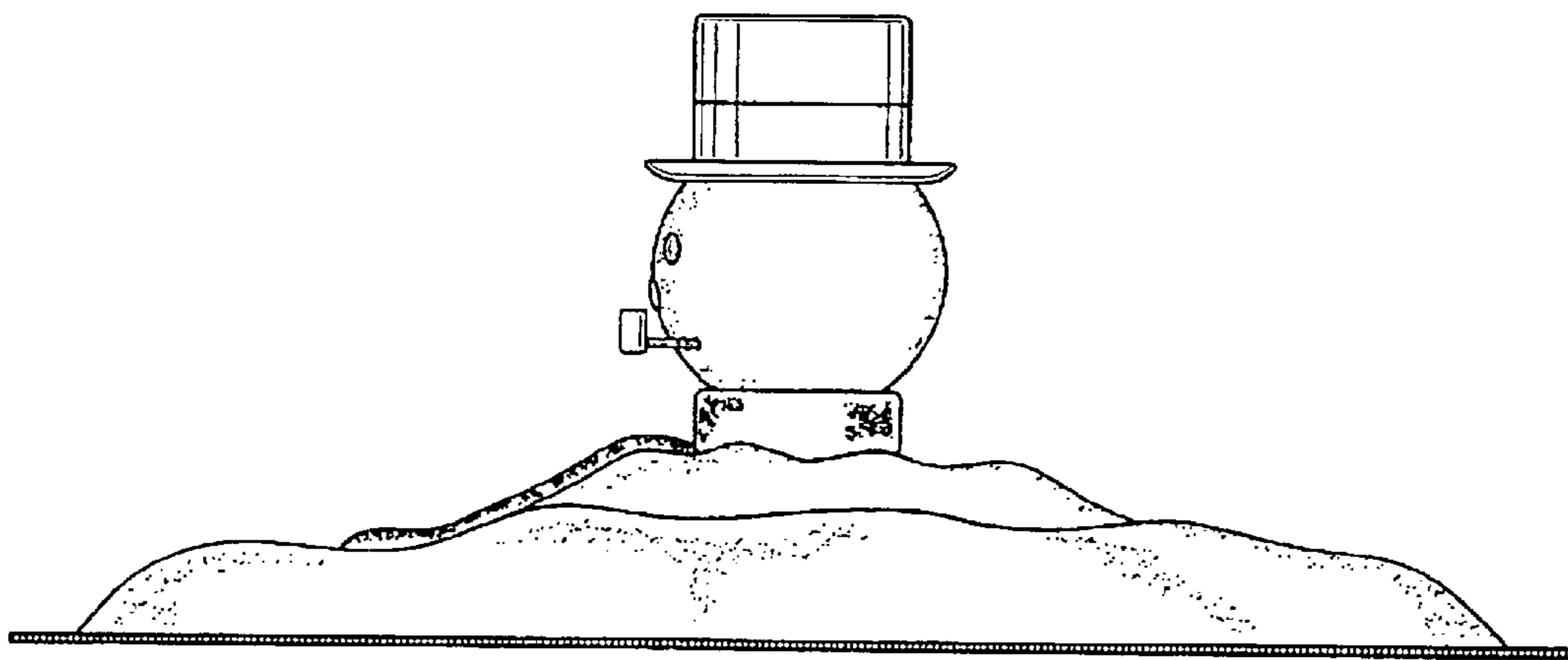


FIG. 4

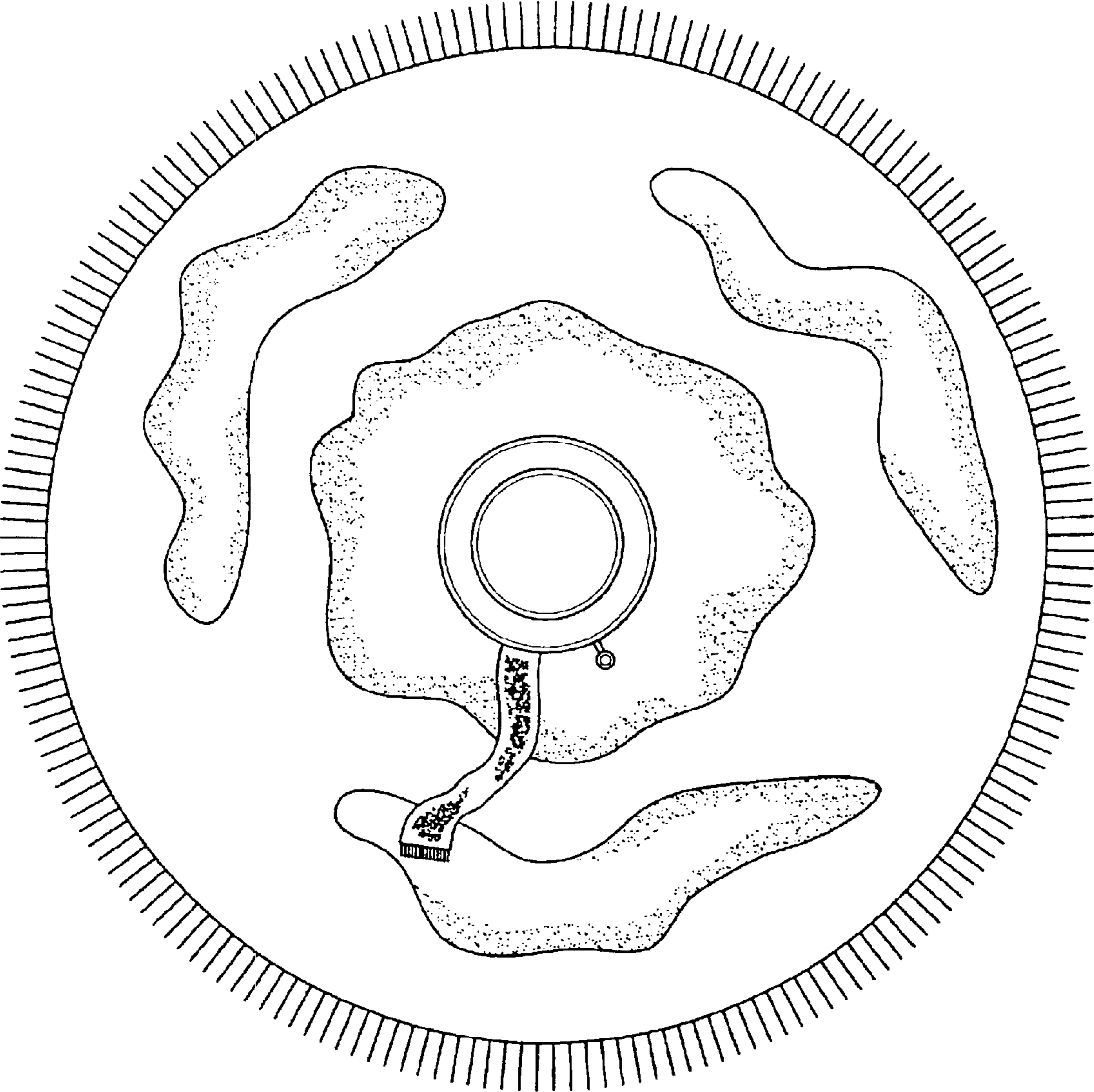


FIG.5




FIG.6