

US00D508627S

(12) **United States Design Patent**
Schmidt et al.

(10) **Patent No.: US D508,627 S**

(45) **Date of Patent: ** Aug. 23, 2005**

(54) **STORAGE CABINET**

(75) Inventors: **Duane A. Schmidt**, Newburgh, IN (US); **Allan R. Steinkuhl**, Evansville, IN (US); **Joseph L. Coleman**, Evansville, IN (US)

(73) Assignee: **Whirlpool Corporation**, Benton Harbor, MI (US)

(**) Term: **14 Years**

(21) Appl. No.: **29/217,159**

(22) Filed: **Nov. 12, 2004**

Related U.S. Application Data

(62) Division of application No. 29/173,469, filed on Dec. 30, 2002.

(51) **LOC (8) Cl.** **06-06**

(52) **U.S. Cl.** **D6/510**

(58) **Field of Search** D6/509-510, 561, D6/396-397, 443, 446, 448, 432; D14/193, 189; D8/375; D34/12, 1, 27; 312/258, 107, 257.1, 334.41, 245, 198, 265.3, 263

(56) **References Cited**

U.S. PATENT DOCUMENTS

D95,158 S * 4/1935 Serurus D25/158
5,807,021 A * 9/1998 Aaron 404/19
D409,613 S * 5/1999 McGee et al. D14/189
D471,377 S * 3/2003 Gledhill et al. D6/432

D486,382 S * 2/2004 Sedgwick et al. D8/375
D495,912 S * 9/2004 Schmidt et al. D6/561
D497,921 S * 11/2004 Schmidt et al. D15/91

* cited by examiner

Primary Examiner—Holly Baynham

(74) *Attorney, Agent, or Firm*—Stephen Krefman; Robert O. Rice; John F. Colligan

(57) **CLAIM**

The ornamental design for a storage cabinet, as shown and described.

DESCRIPTION

FIG. 1 is a right front perspective view of the design of the storage cabinet;

FIG. 2 is a front elevational view thereof. The ornamental design is not visible in a top plan view or bottom view;

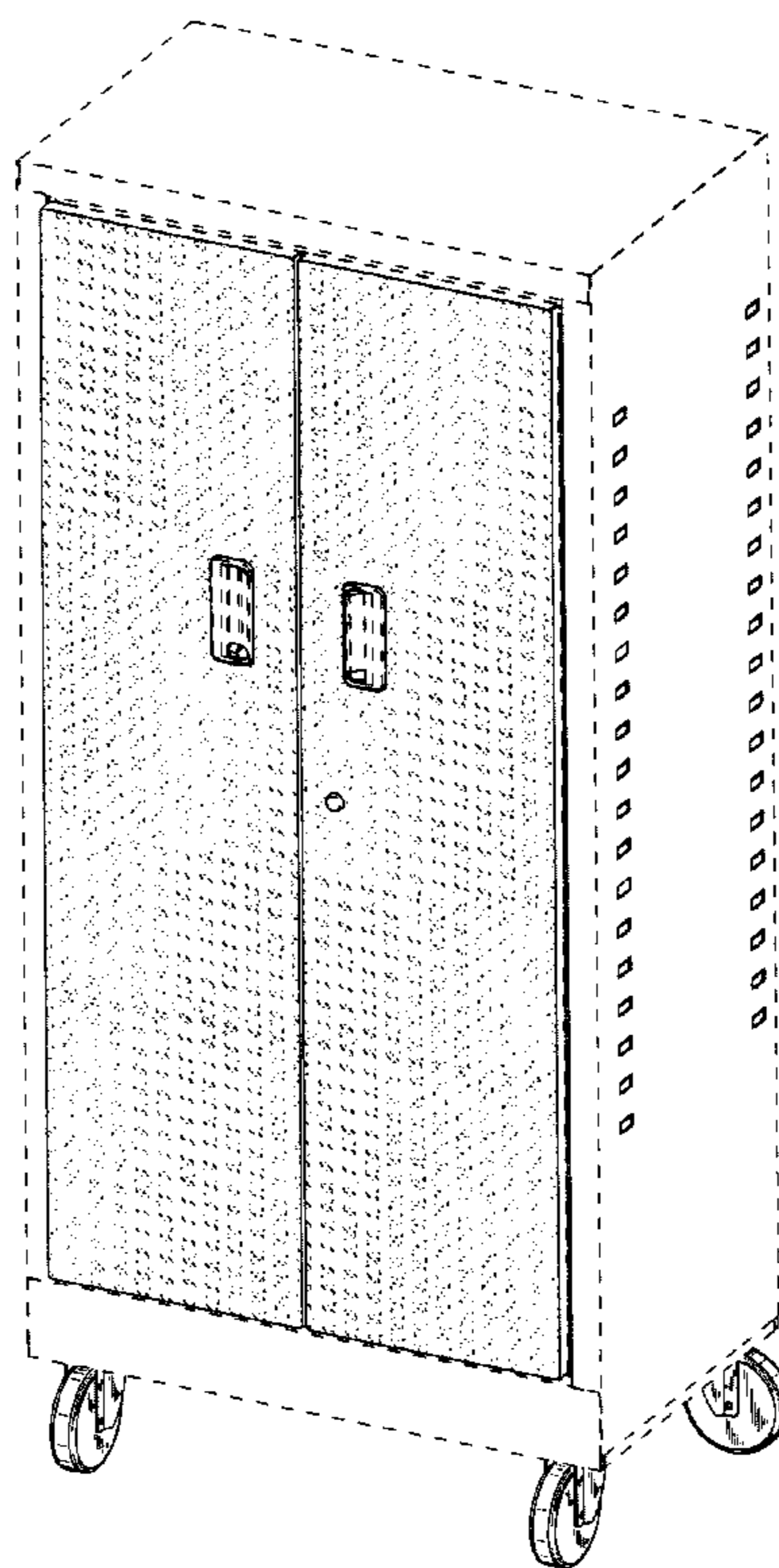
FIG. 3 is a right elevational view of thereof. The left side is identical to the right side shown in this FIG. 3; and,

FIG. 4 is a rear view thereof.

The characteristic feature of the ornamental design resides in the use of a pattern on the doors of a storage cabinet having wheels.

Those portions of storage cabinet in broken lines, specifically the surfaces of the storage cabinet at the top and bottom edges of the doors and surfaces extending back from the doors including other surfaces of the storage cabinet are for illustrative purposes only and are not part of the claimed invention.

1 Claim, 4 Drawing Sheets



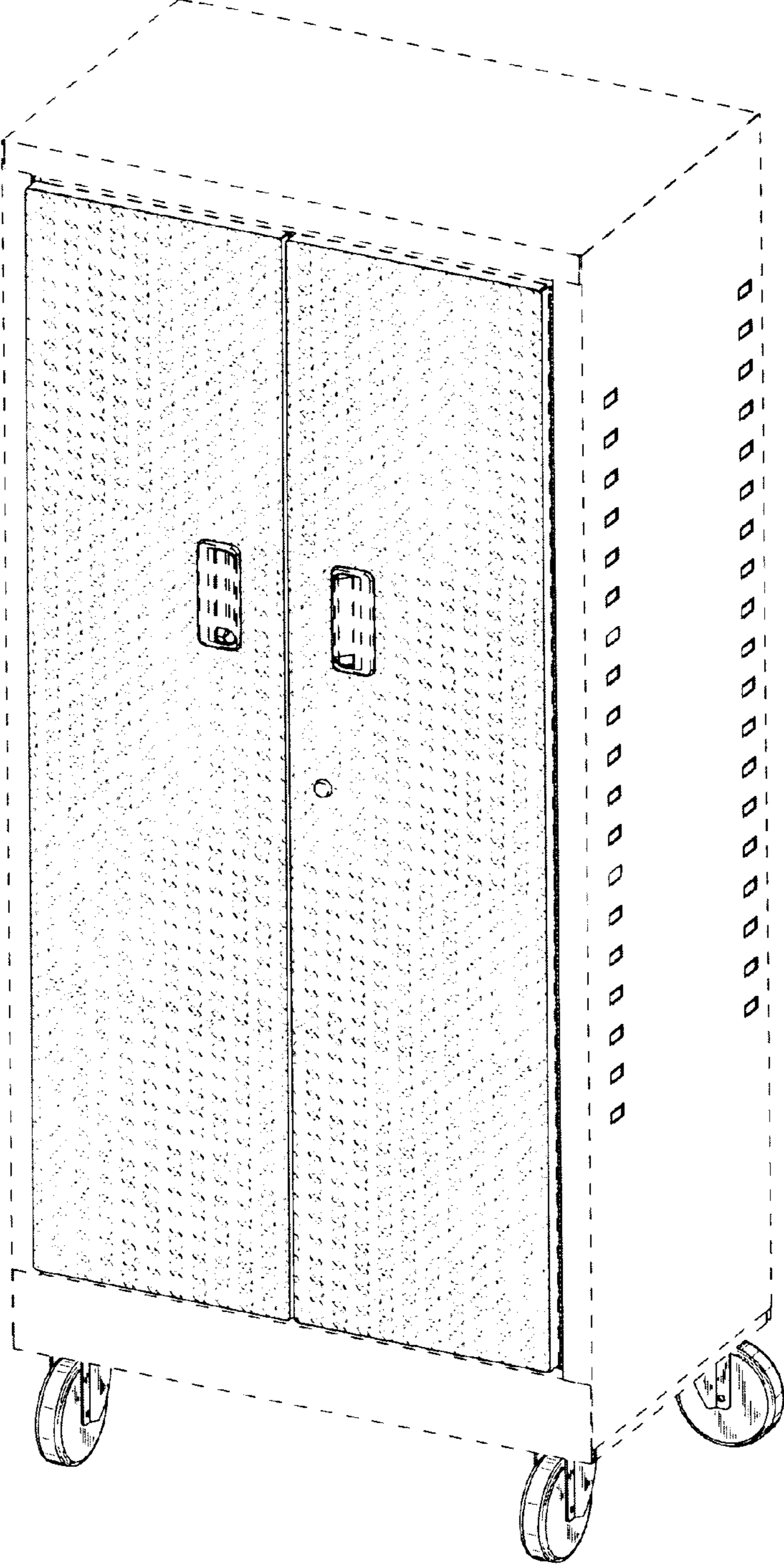


Fig. 1

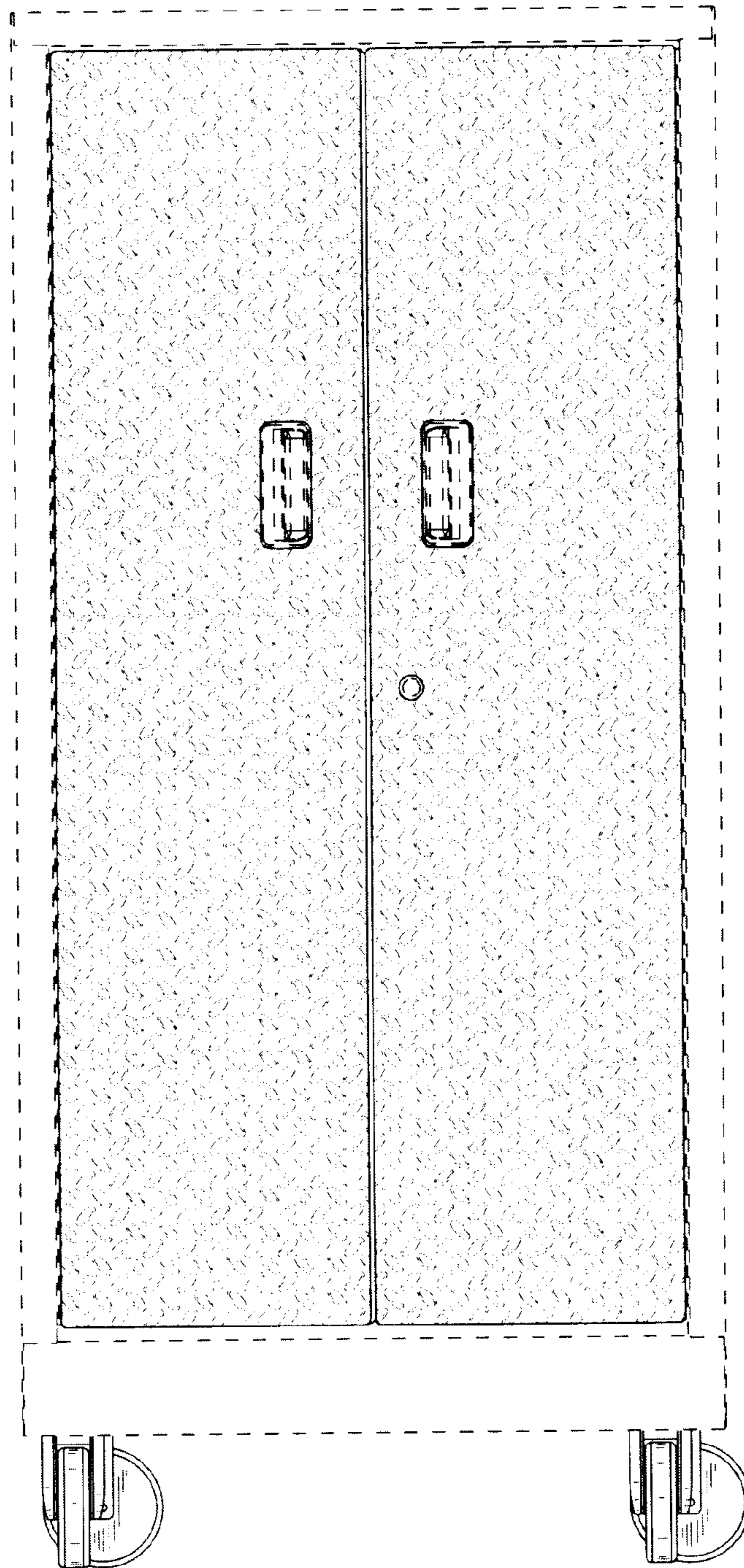


Fig. 2




Fig. 3




Fig. 4