

US00D508626S

(12) **United States Design Patent** (10) **Patent No.:** **US D508,626 S**  
**Schmitt** (45) **Date of Patent:** **\*\* Aug. 23, 2005**

(54) **BED HEADBOARD**  
(75) Inventor: **Jack Schmitt**, San Juan Capistrano, CA (US)

D475,224 S 6/2003 Paus  
D475,862 S 6/2003 McDaniel et al.  
D487,199 S 3/2004 Schmitt  
D487,363 S \* 3/2004 Schmitt ..... D6/393  
D493,976 S 8/2004 Bergelin

(73) Assignee: **Amini Innovation Corp.**, Pico Rivera, CA (US)

**OTHER PUBLICATIONS**

(\*\*) Term: **14 Years**

America's Oak Furniture, Schiffer, 1988, bed, p. 90.  
Amini Innovation, Corp. Monte Carlo Collection, #53000 Series, 2001, 2 pages.  
Amini Innovation, Corp. La Francaise Collection, #50000 Series, Sep. 11, 2002, 5 pages.  
Amini Innovation Corp. Royal Oak Collection, #31000 Series, Sep. 11, 2002, 1 page.  
Amini Innovation Corp. Torino Collection, #56000 Series, Apr. 18, 2002, 1 page.

(21) Appl. No.: **29/213,246**

(22) Filed: **Sep. 14, 2004**

(51) **LOC (8) Cl.** ..... **06-06**

(52) **U.S. Cl.** ..... **D6/505**

(58) **Field of Search** ..... D6/382, 383, 390-395,  
D6/505-508; 5/53.1, 907, 279.1, 280, 281,  
308

\* cited by examiner

(56) **References Cited**

*Primary Examiner*—Janice E. Seeger  
(74) *Attorney, Agent, or Firm*—Cislo & Thomas LLP

**U.S. PATENT DOCUMENTS**

(57) **CLAIM**


182,544 A	9/1876	Arnaud	
1,087,573 A	2/1914	Dautrich	
D90,256 S	7/1933	McClure	
4,080,674 A	3/1978	Fredman et al.	
D389,663 S	1/1998	Paus	
D404,217 S	1/1999	Zaidman et al.	
D441,980 S	* 5/2001	McDaniel et al. ....	D6/393
D443,432 S	6/2001	Vaaler	
D443,445 S	* 6/2001	O'Hare et al. ....	D6/505
D445,284 S	7/2001	Chen	
D445,592 S	7/2001	O'Hare et al.	
D449,939 S	* 11/2001	Vaaler .....	D6/393
D459,120 S	6/2002	Stanton	
D463,157 S	9/2002	Lenger	
D468,552 S	1/2003	O'Hare	
D470,331 S	2/2003	Stanton	
D470,681 S	2/2003	O'Hare	
D471,732 S	3/2003	Warren et al.	
D473,064 S	4/2003	O'Hare	
D474,917 S	5/2003	Risdon	
D475,218 S	* 6/2003	Schmitt .....	D6/393

I claim the ornamental design for the article bed headboard, as shown and described.

**DESCRIPTION**

FIG. 1 is a front elevational view of a bed headboard showing my new design;  
FIG. 2 is a right-side elevational view thereof;  
FIG. 3 is a left-side elevational view thereof;  
FIG. 4 is a top plan view thereof;  
FIG. 5 is a front elevational detail of the center arch of the front of the bed headboard illustrating the ornamentation thereon in enlarged detail; and,  
FIG. 6 is a front elevational detail of the left-side upper corner of the bed headboard illustrating the ornamentation thereon in enlarged detail, the right-side upper corner being a mirror image thereof.

**1 Claim, 6 Drawing Sheets**






FIG. 1



FIG. 2



FIG. 3




FIG. 4




FIG. 5






FIG. 6