

US00D508624S

(12) **United States Design Patent**
Vaaler

(10) **Patent No.:** **US D508,624 S**

(45) **Date of Patent:** **** Aug. 23, 2005**

(54) **CABINET**

(75) **Inventor:** **Lawrence I. Vaaler**, Boone, NC (US)

(73) **Assignee:** **Bernhardt, L.L.C.**, Lenoir, NC (US)

(**) **Term:** **14 Years**

(21) **Appl. No.:** **29/211,078**

(22) **Filed:** **Aug. 11, 2004**

(51) **LOC (8) Cl.** **06-04**

(52) **U.S. Cl.** **D6/470; D6/437**

(58) **Field of Search** **D6/432, 436-441,**
D6/445-448, 470-472; 312/114, 204, 224

(56) **References Cited**

U.S. PATENT DOCUMENTS

- D368,183 S * 3/1996 Shih et al. D6/440
- D372,139 S * 7/1996 Walters et al. D6/438
- D372,375 S * 8/1996 Walters et al. D6/438
- D374,136 S * 10/1996 Walters et al. D6/436

- D433,249 S * 11/2000 Wilson et al. D6/446
- D469,983 S 2/2003 McDaniel et al. D6/441
- D470,334 S 2/2003 McDaniel et al. D6/434

* cited by examiner

Primary Examiner—Cathron C. Brooks

(74) *Attorney, Agent, or Firm*—MacCord Mason PLLC

(57) **CLAIM**

The ornamental design for a cabinet, as shown and described.

DESCRIPTION

FIG. 1 is a perspective view of a cabinet showing my new design;

FIG. 2 is a front view thereof; and,

FIG. 3 is a side view, the opposite side being a mirror image thereof.

The broken lines showing the hardware is for illustrative purposes only and forms no part of the claimed design.

1 Claim, 3 Drawing Sheets






FIG. 1




FIG. 2

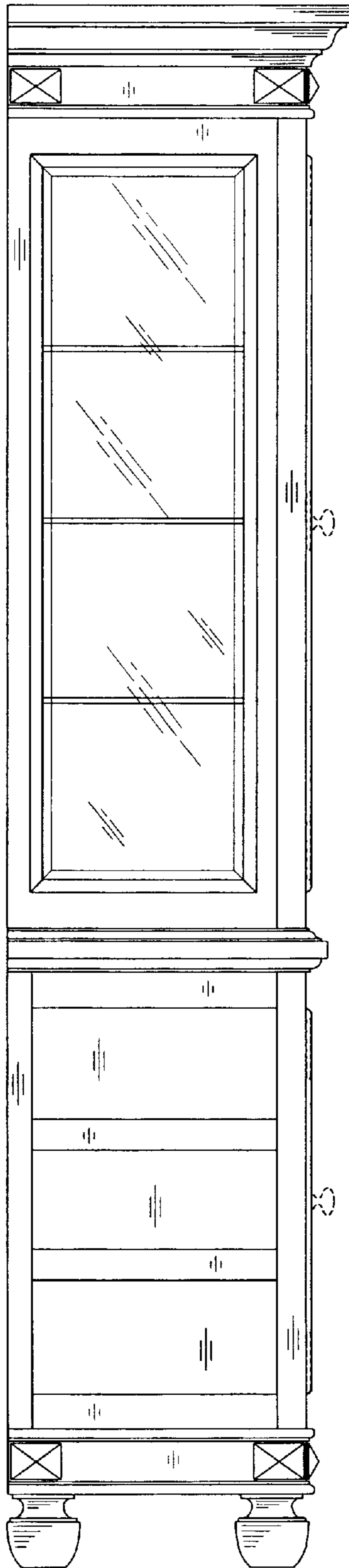


FIG. 3