

US00D508622S

(12) **United States Design Patent**
O'Hare

(10) **Patent No.:** **US D508,622 S**

(45) **Date of Patent:** **** Aug. 23, 2005**

(54) **SIDEBOARD**

(75) **Inventor:** **Timothy M. O'Hare**, Oak Ridge, NC (US)

(73) **Assignee:** **Thomasville Furniture Industries, Inc.**, Thomasville, NC (US)

(**) **Term:** **14 Years**

(21) **Appl. No.:** **29/214,609**

(22) **Filed:** **Oct. 6, 2004**

(51) **LOC (8) Cl.** **06-04**

(52) **U.S. Cl.** **D6/441**

(58) **Field of Search** D6/432, 436-441,
D6/445-448; 312/114, 204, 224

(56) **References Cited**

U.S. PATENT DOCUMENTS

D150,548 S	*	8/1948	Buckner	D6/438
D390,041 S		2/1998	Cain	D6/433
D417,346 S		12/1999	Walters, III et al.	D6/441
D423,251 S	*	4/2000	Black	D6/441
D430,754 S		9/2000	Wistehuff, Sr.	D6/441
D479,412 S	*	9/2003	Berry et al.	D6/441
D480,234 S	*	10/2003	O'Hare	D6/441
D496,538 S	*	9/2004	Peterson et al.	D6/441

OTHER PUBLICATIONS

Furniture Today, Jessica McClintock Home Chest, p. 31, Oct. 16, 2000.*

Furniture Today, ARA Collection Chest, p. 203, Apr. 16, 2001.*

Furniture Today, Stein World Chest, p. 55, Apr. 1, 2003.*

* cited by examiner

Primary Examiner—Cathron C. Brooks

(74) *Attorney, Agent, or Firm*—Womble Carlyle Sandridge & Rice, PLLC

(57) **CLAIM**

The ornamental design for a sideboard, as shown and described.

DESCRIPTION

FIG. 1 is a perspective view of a sideboard showing my new design;

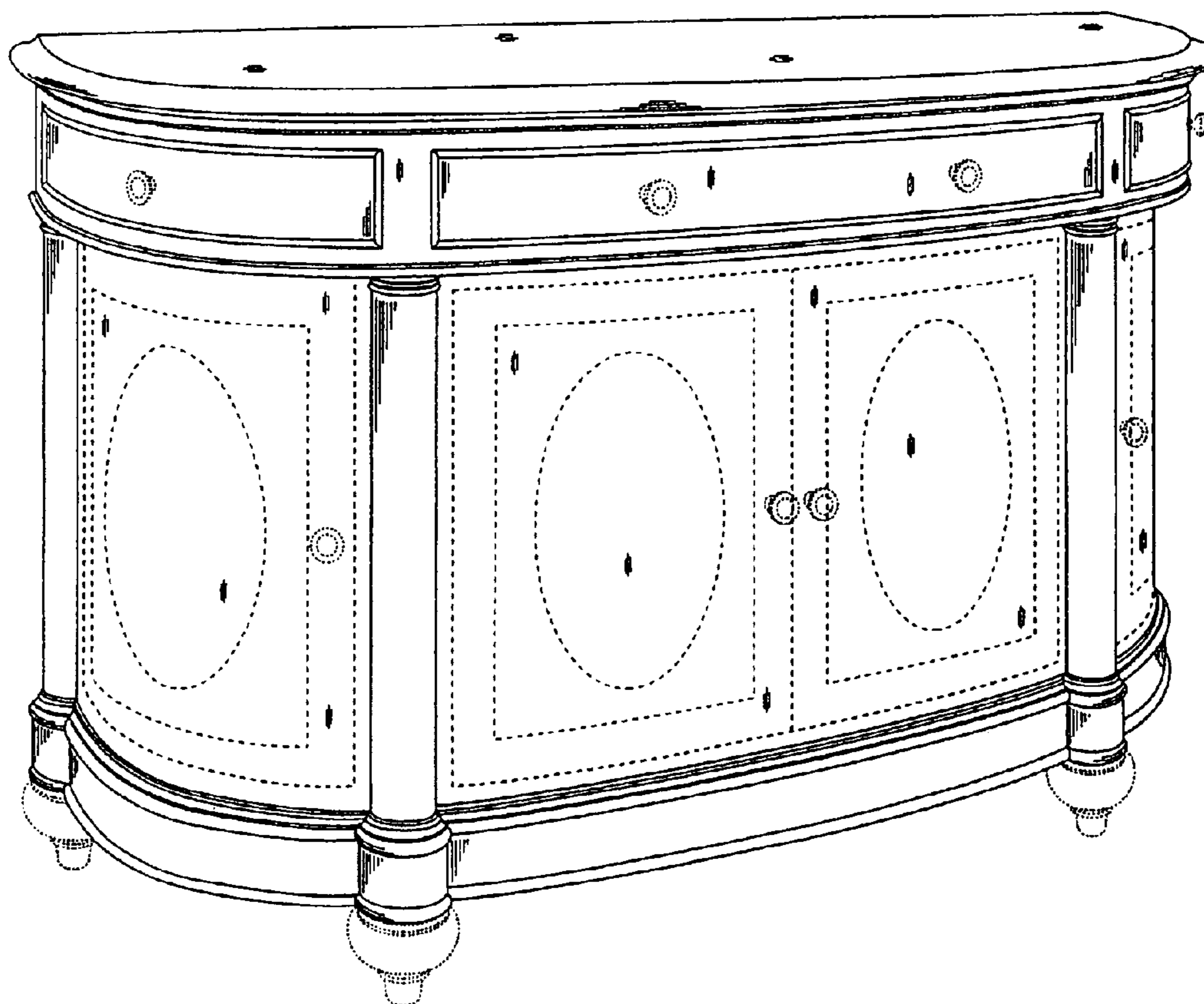
FIG. 2 is a front elevational view thereof;

FIG. 3 is a side elevational view, the opposite side being a mirror image thereof; and,

FIG. 4 is a top view thereof.

The views of the sideboard not shown form no part of the claimed design. The broken lines depicting hardware, feet, doors and etching on door represent environmental elements only and form no part of the claimed design.

1 Claim, 4 Drawing Sheets



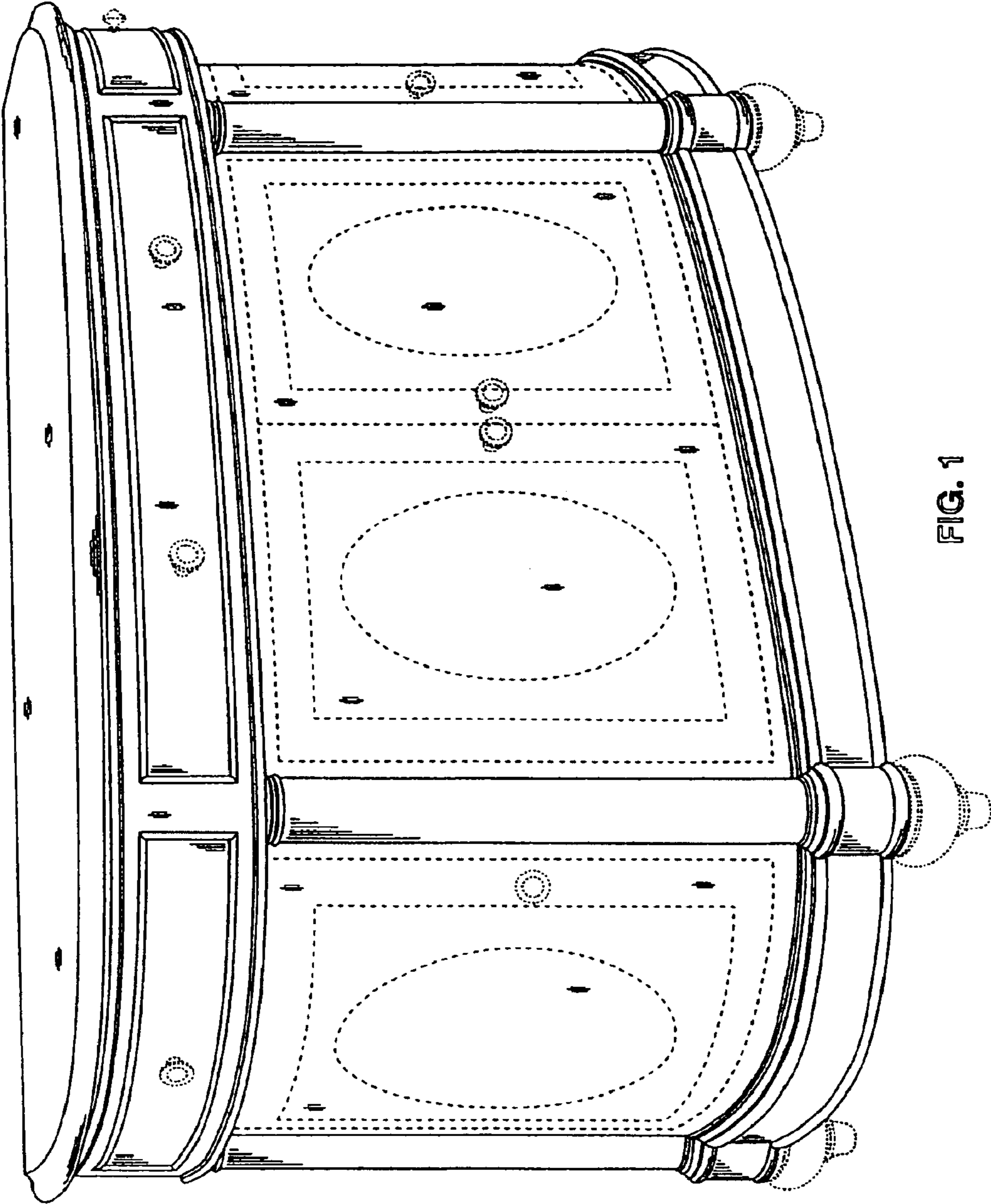


FIG. 1

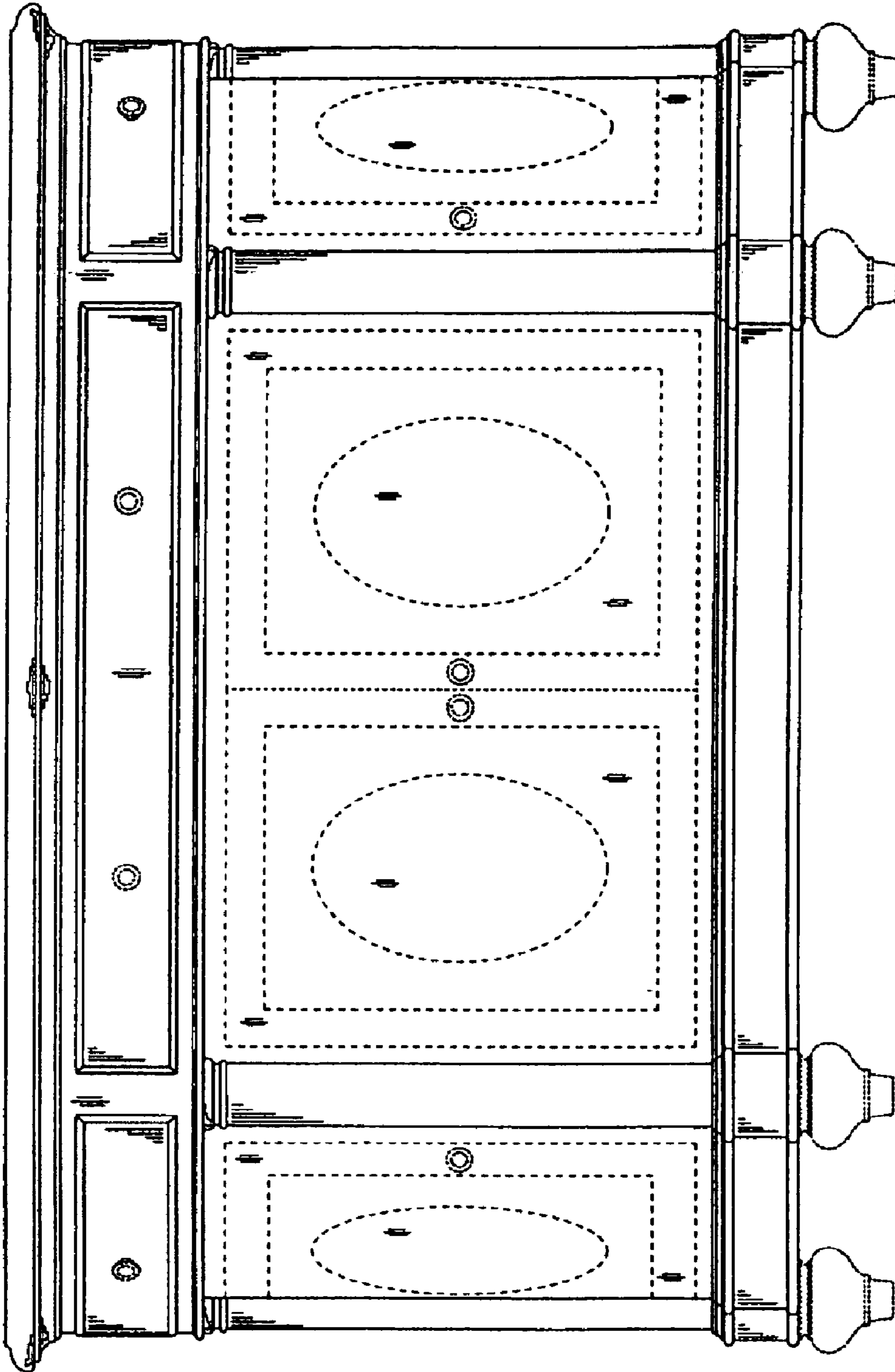


FIG. 2

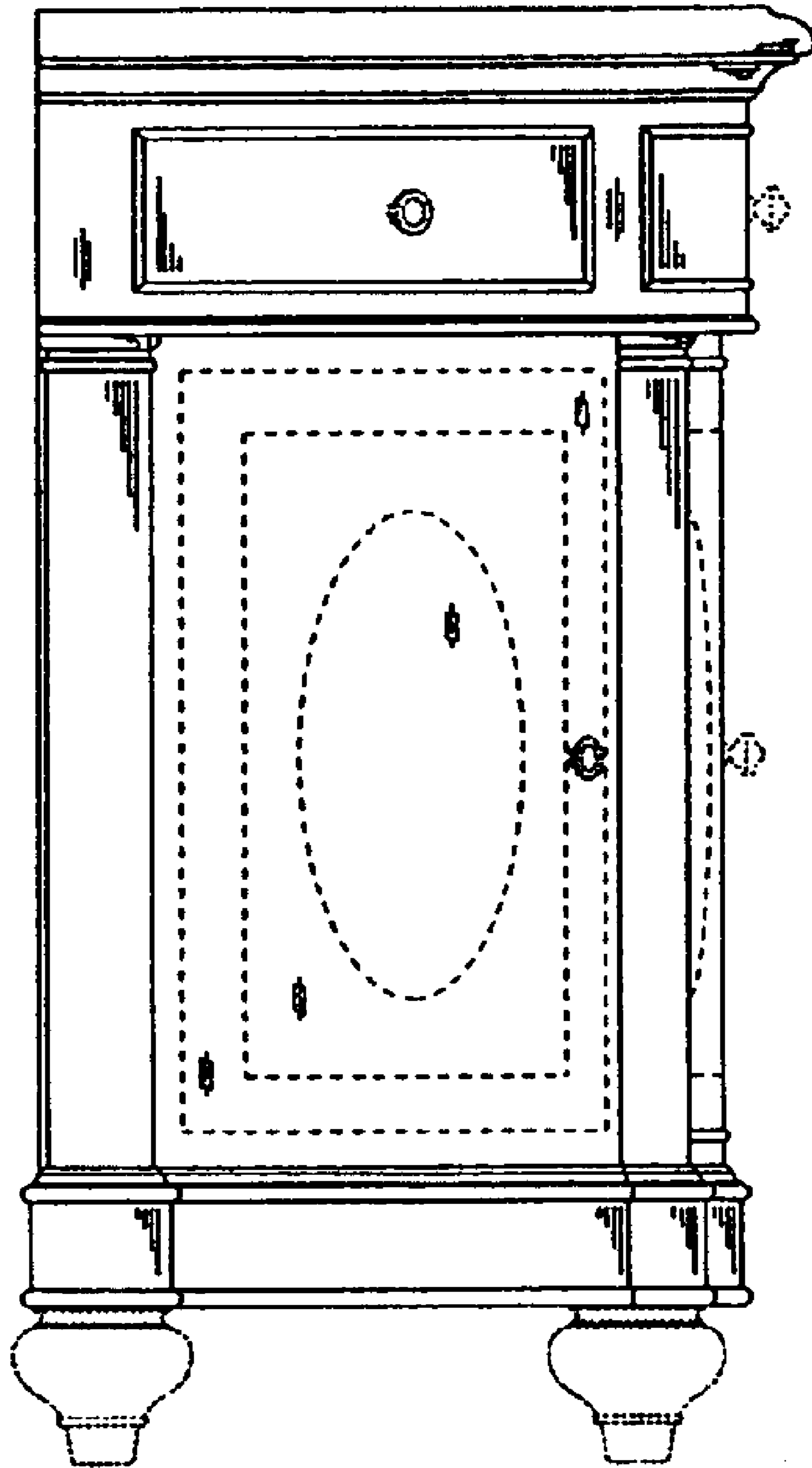


FIG. 3

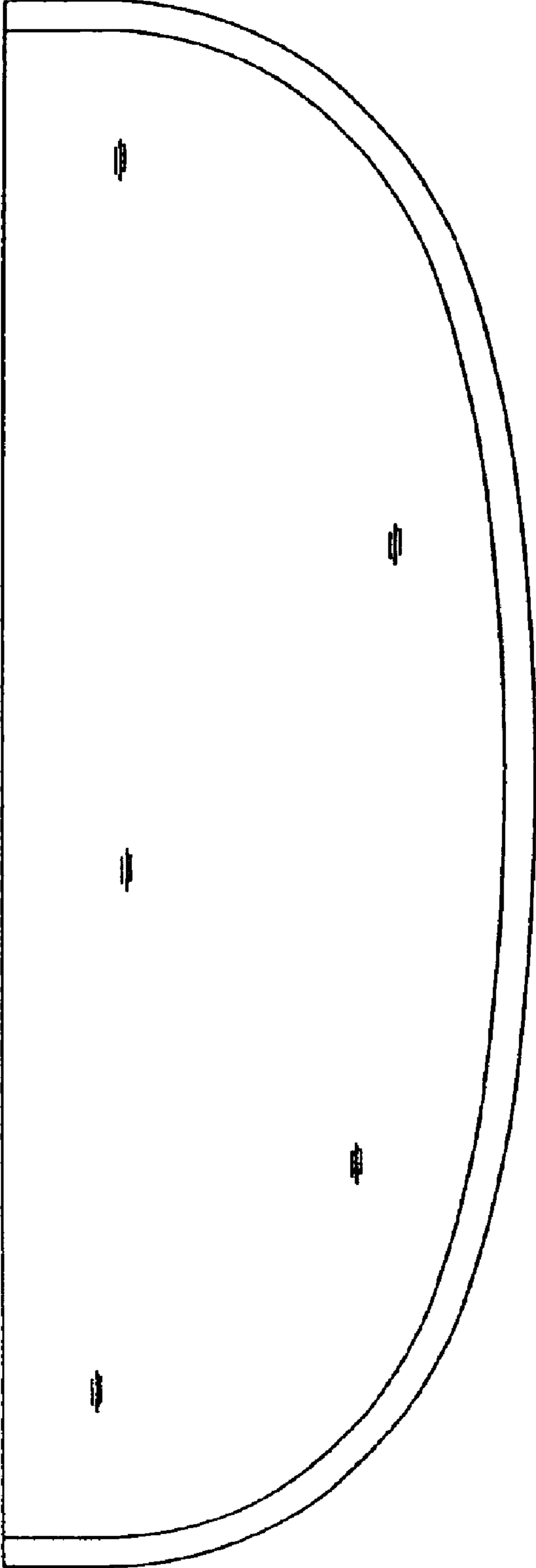


FIG. 4