

US00D508621S

(12) **United States Design Patent**
Brandon

(10) **Patent No.:** **US D508,621 S**

(45) **Date of Patent:** **** Aug. 23, 2005**

(54) **COMBINATION DESK AND HUTCH**

(75) **Inventor:** **John Bradford Brandon**, Attica, NY (US)

(73) **Assignee:** **Soft Office, LLC**, Jamestown, NY (US)

(**) **Term:** **14 Years**

(21) **Appl. No.:** **29/201,363**

(22) **Filed:** **Mar. 15, 2004**

(51) **LOC (8) Cl.** **06-03**

(52) **U.S. Cl.** **D6/426; D6/438**

(58) **Field of Search** D6/422-428, 436, D6/438, 480, 484, 485; 312/208.1, 238, 194-196, 204; 108/50.01, 50.02

(56) **References Cited**

U.S. PATENT DOCUMENTS

D234,390 S	*	2/1975	Hodges	D6/397
D251,526 S	*	4/1979	Zapf	D6/426
D282,421 S	*	2/1986	Lewellen et al.	D6/425
5,183,319 A	*	2/1993	Pearson et al.	312/196
D459,619 S	*	7/2002	Glass	D6/480

OTHER PUBLICATIONS

Modern Office 1993-94, p. 23 workstation at top right.*

* cited by examiner

Primary Examiner—Janice E. Seeger

(74) *Attorney, Agent, or Firm*—Coats & Bennett, P.L.L.C.

(57) **CLAIM**

The ornamental design for a combination desk and hutch, as shown and described.

DESCRIPTION

FIG. 1 is a perspective view of the combination desk and hutch.

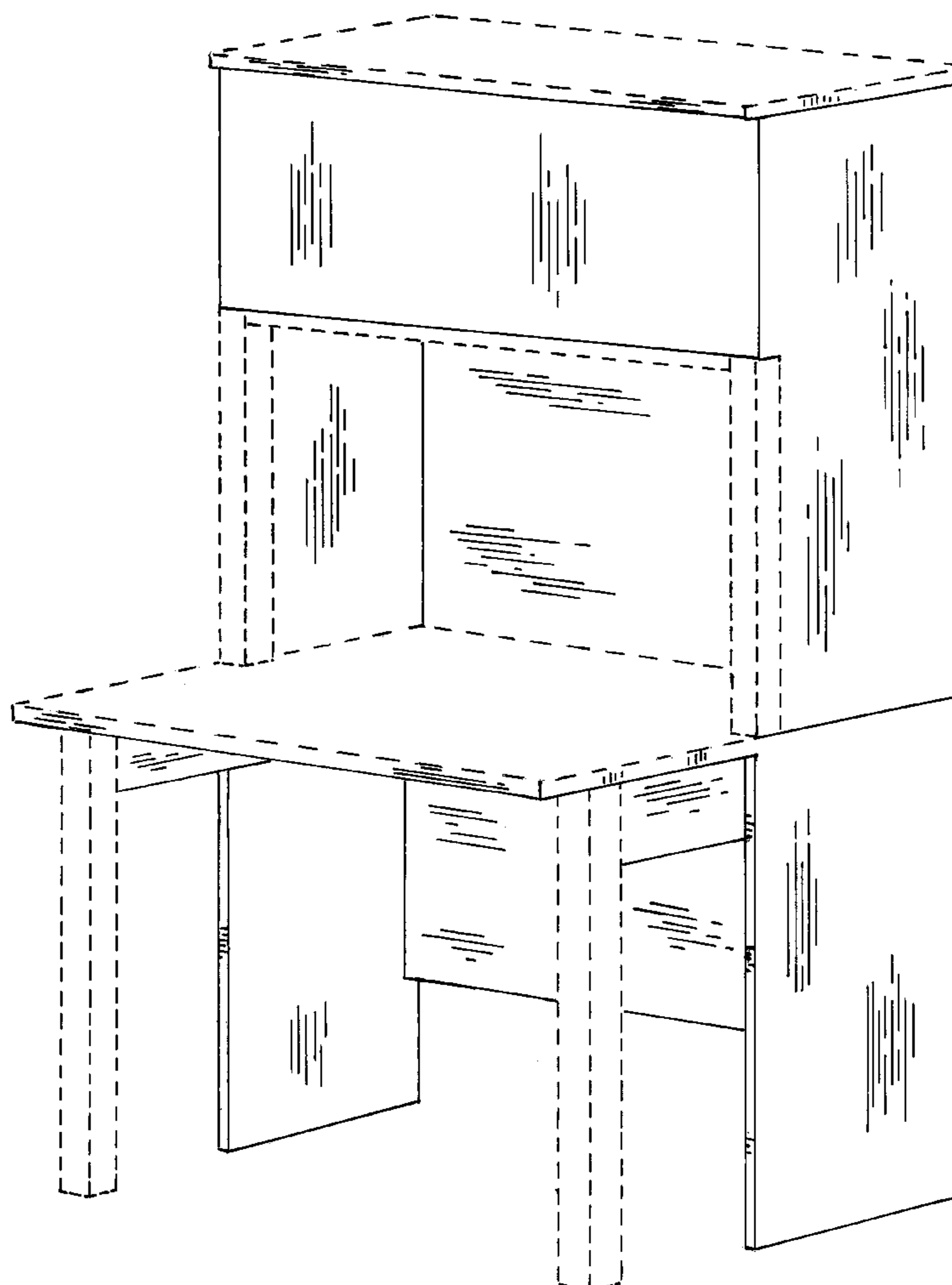
FIG. 2 is a front elevational view of the combination desk and hutch; and,

FIG. 3 is a side elevational view of the combination desk and hutch with the opposite side being a mirror image of the same.

The top and bottom of the combination desk and hutch form no part of the claimed design.

The broken lines in the drawings form no part of the claimed design.

1 Claim, 3 Drawing Sheets



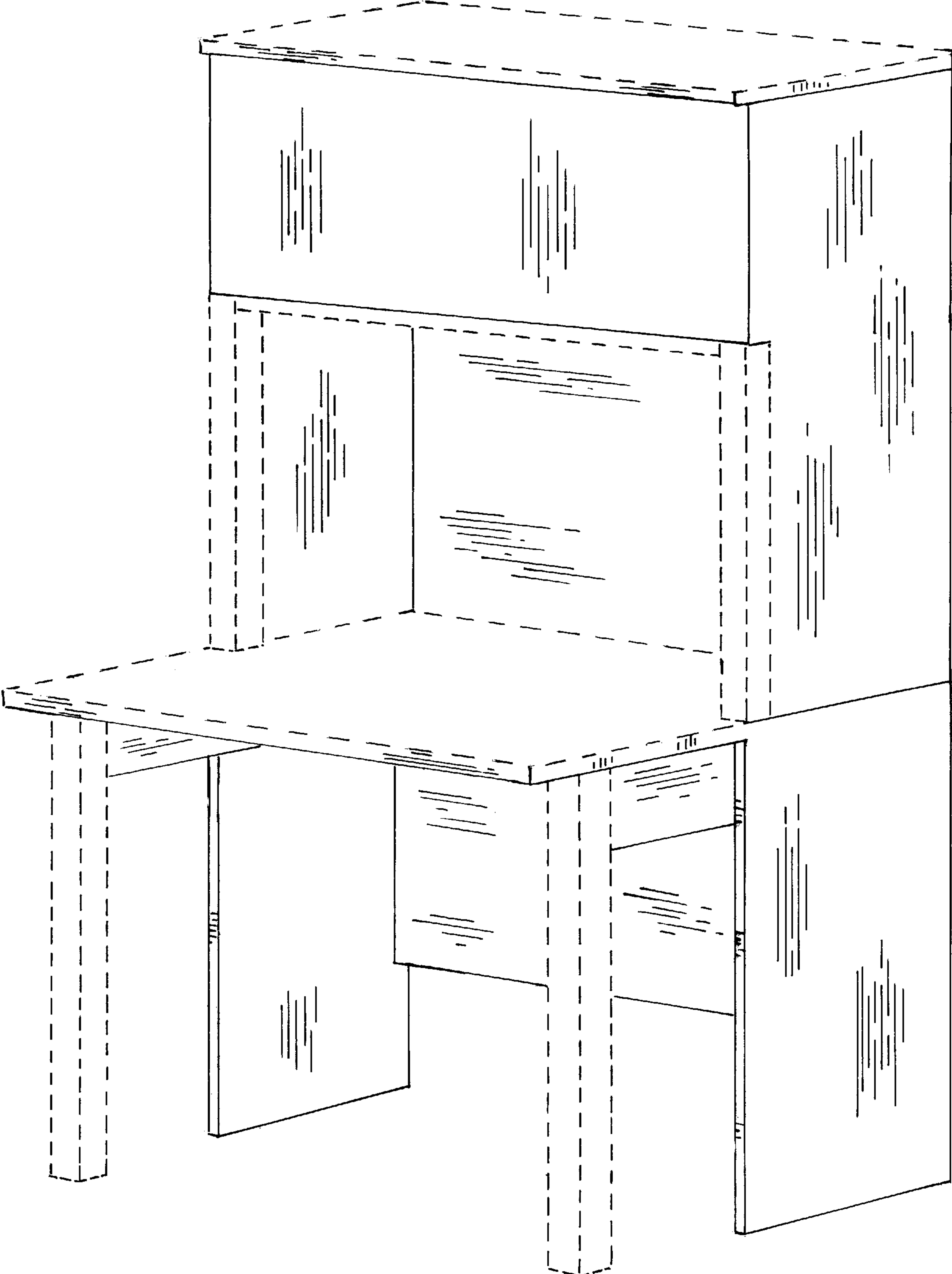


Fig. 1

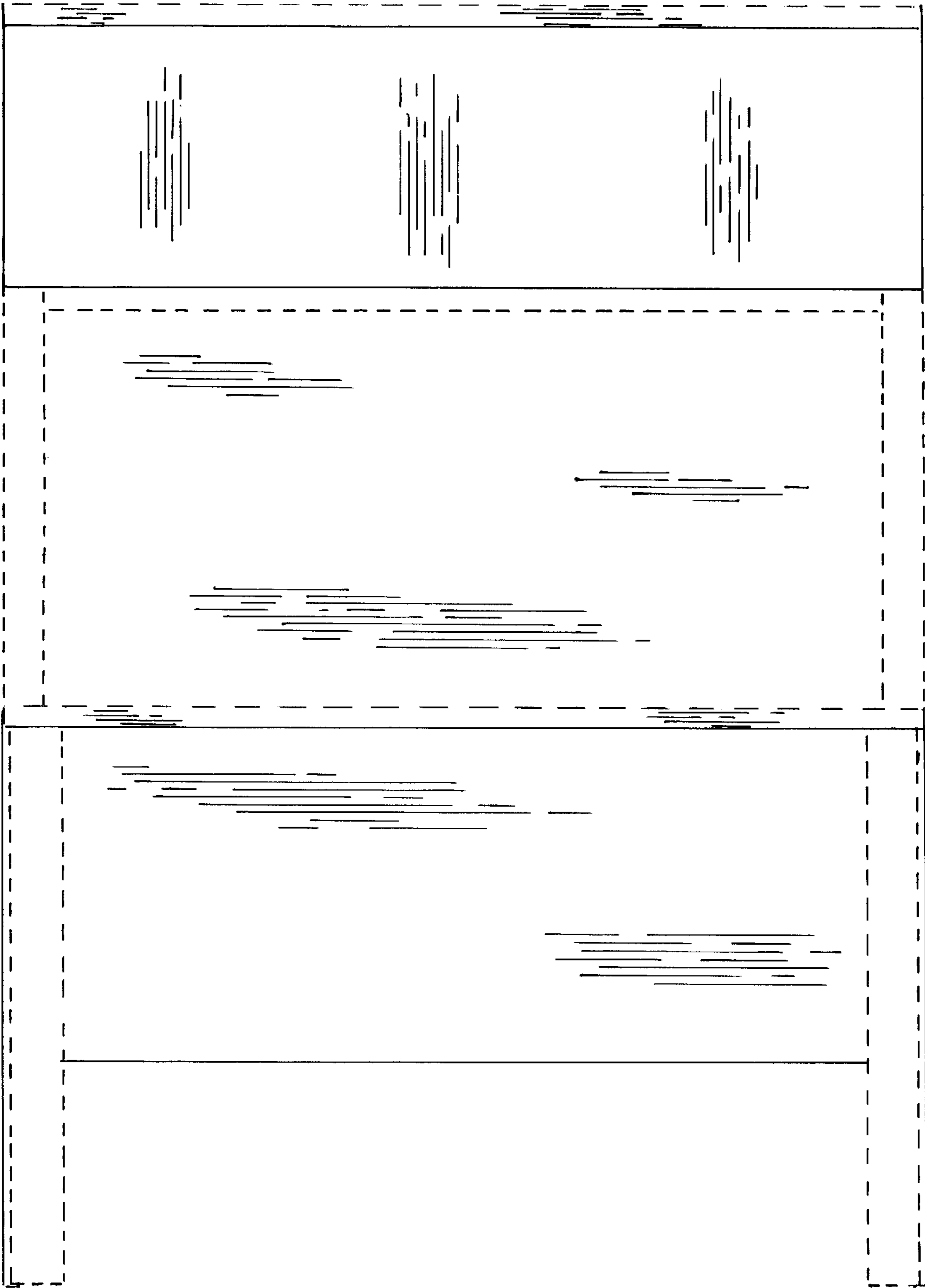


Fig. 2




FIG. 3