

US00D508620S

(12) **United States Design Patent**
Davis

(10) **Patent No.:** **US D508,620 S**

(45) **Date of Patent:** **** Aug. 23, 2005**

(54) **PORTABLE DIAPER CHANGING APPARATUS**

(76) **Inventor:** **Nora Davis**, 15130 Arbor Hollow Dr., Odessa, FL (US) 33556

(**) **Term:** **14 Years**

(21) **Appl. No.:** **29/203,490**

(22) **Filed:** **Apr. 16, 2004**

(51) **LOC (8) Cl.** **06-01**

(52) **U.S. Cl.** **D6/392; D6/596**

(58) **Field of Search** D6/382, 383, 390-395, D6/333, 555, 596; 5/2.1, 947, 101, 105, 655, 424

(56) **References Cited**

U.S. PATENT DOCUMENTS

2,729,278	A	*	1/1956	Waranch	297/224
3,721,434	A		3/1973	Spies		
D293,282	S	*	12/1987	Ashford	D6/368
4,712,258	A		12/1987	Eves		
D294,909	S		3/1988	Donnor		
4,843,662	A	*	7/1989	Handelman	5/653

D329,148	S	*	9/1992	Hwang et al.	D6/368
D366,383	S	*	1/1996	Briegleb	D6/601
D379,047	S	*	5/1997	Richard	D6/601
6,272,704	B1		8/2001	Cutler		
6,389,624	B1		5/2002	Madole		
2002/0166172	A1		11/2002	Rosenberg		

* cited by examiner

Primary Examiner—Janice E. Seeger

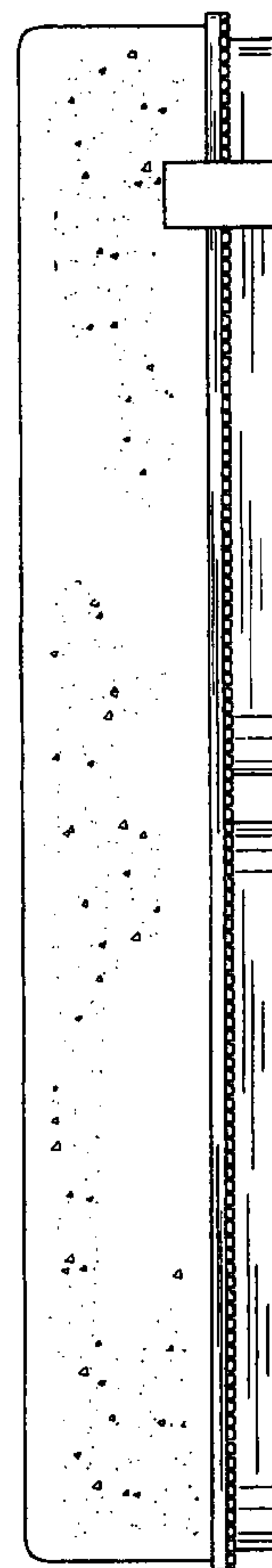
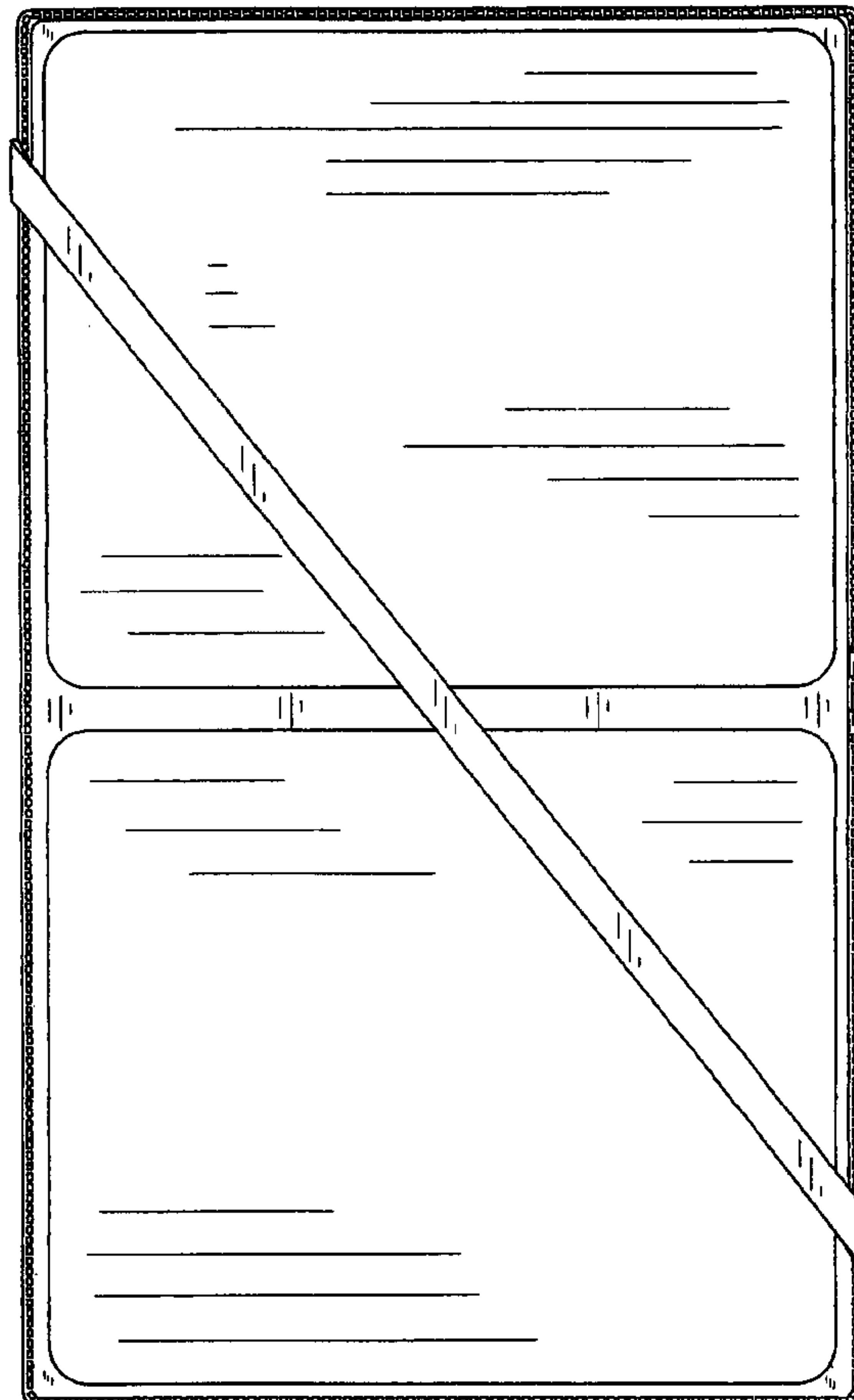
(57) **CLAIM**

The ornamental design for a portable diaper changing apparatus, as shown and described.

DESCRIPTION

FIG. 1 is a top plan view of a portable diaper changing apparatus showing my new design; FIG. 2 is a bottom plan view thereof; FIG. 3 is a right side elevational view thereof; FIG. 4 is a left side elevational view thereof; FIG. 5 is a front elevational view thereof; FIG. 6 is a rear elevational view thereof; and, FIG. 7 is a top plan view showing the present invention at a folded position.

1 Claim, 5 Drawing Sheets






FIG. 1




FIG. 2

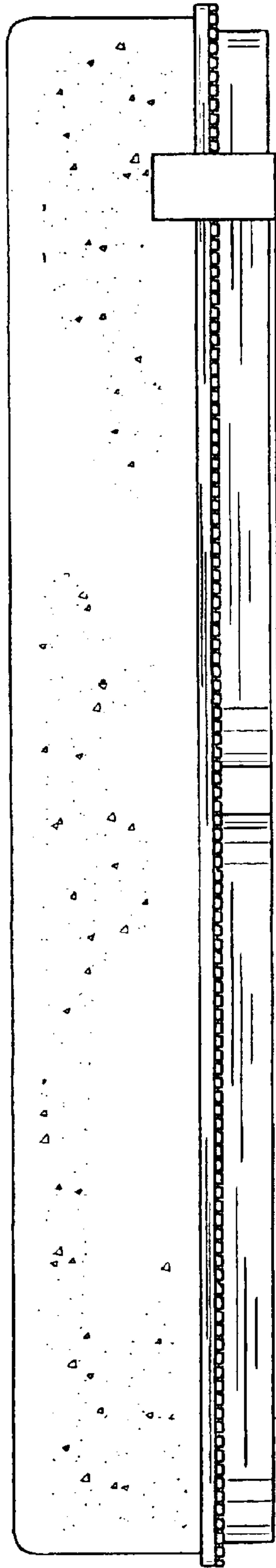


FIG. 3

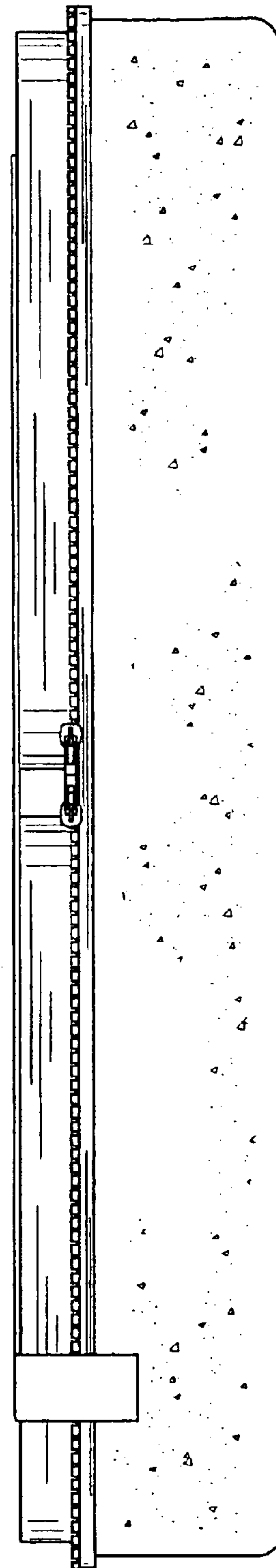


FIG. 4

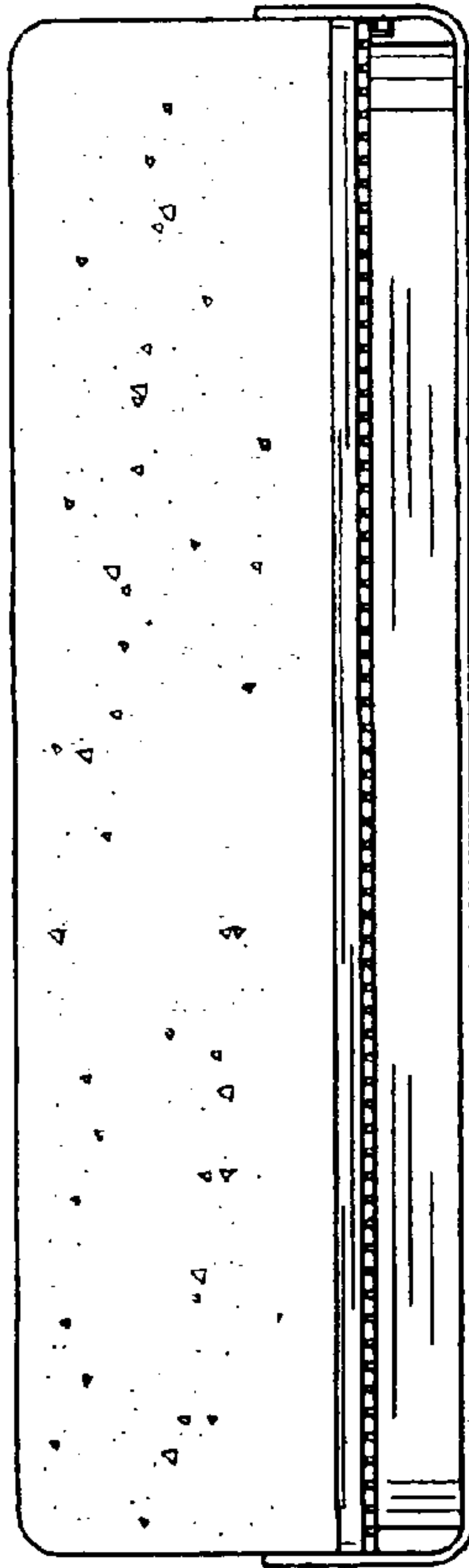


FIG. 5




FIG. 6

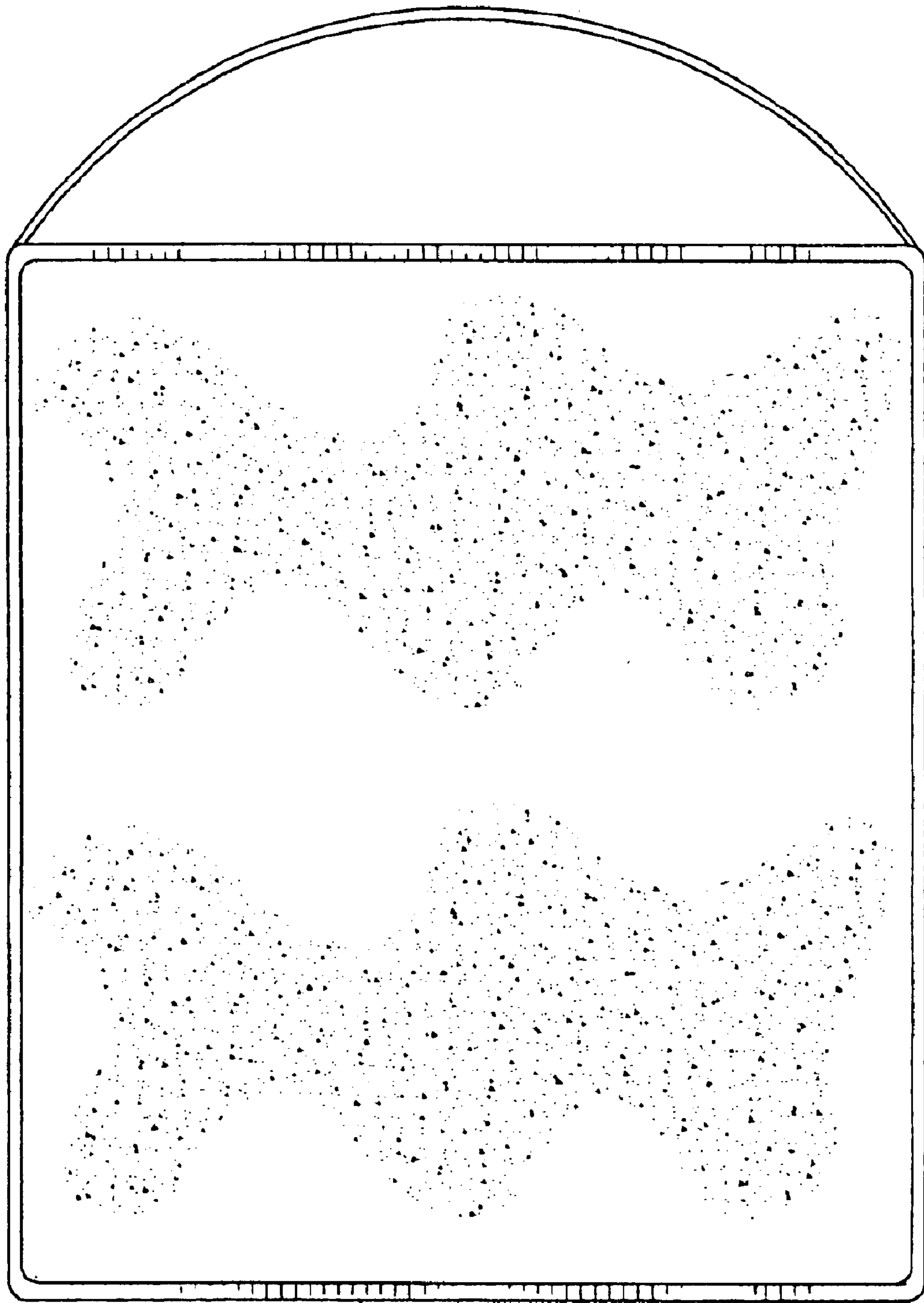


FIG. 7