

US00D508604S

(12) **United States Design Patent**
Roulo

(10) **Patent No.:** **US D508,604 S**

(45) **Date of Patent:** **** Aug. 23, 2005**

(54) **SIDE ELEMENT OF A SHOE UPPER**

(75) **Inventor:** **David Roulo**, Portland, OR (US)

(73) **Assignee:** **Nike, Inc.**, Beaverton, OR (US)

(**) **Term:** **14 Years**

(21) **Appl. No.:** **29/213,342**

(22) **Filed:** **Sep. 15, 2004**

(51) **LOC (8) Cl.** **02-99**

(52) **U.S. Cl.** **D2/972**

(58) **Field of Search** D2/902, 907, 943,
D2/944, 949, 969, 972-974; 36/45, 50.1,
77 M, 77 R, 83, 88, 113, 114, 126-131

(56) **References Cited**

U.S. PATENT DOCUMENTS

4,679,335 A	*	7/1987	Berlese	36/131
D291,143 S		8/1987	Selbiger et al.		
D291,144 S		8/1987	Tong et al.		
D296,148 S		6/1988	Selbiger		
D299,783 S		2/1989	Brown et al.		
D302,485 S		8/1989	Mourad et al.		
D305,077 S		12/1989	McKinstry		
D313,498 S		1/1991	Aveni		
D329,734 S		9/1992	Preskar et al.		
D348,767 S		7/1994	Hatfield et al.		
D392,455 S		3/1998	Lozano		
D421,331 S		3/2000	Mervar et al.		
D424,292 S		5/2000	Besanceney, III et al.		
D429,413 S	*	8/2000	Fogg	D2/972
D442,360 S	*	5/2001	Holmes	D2/972
D449,730 S	*	10/2001	McDowell	D2/972
D449,731 S		10/2001	Roulo		
D452,369 S		12/2001	Roulo		
D467,410 S	*	12/2002	Mervar	D2/972
D479,036 S	*	9/2003	Matis	D2/969
D480,553 S	*	10/2003	Adams et al.	D2/969
D491,718 S		6/2004	Link		

OTHER PUBLICATIONS

Nike Footwear Catalog; Fall, 1990; published Dec. 1989 (p. M-42); Beaverton, Oregon.

Nike Footwear Catalog; Fall, 1990; published Dec. 1989 (p. W-48); Beaverton, Oregon.

Nike Footwear Catalog; Fall, 2001; published Nov. 2000 (p. M-60); Beaverton, Oregon.

Nike Footwear Catalog; Fall, 2001; published Nov. 2000 (p. M-64); Beaverton, Oregon.

Nike Footwear Catalog; Fall, 2001; published Nov. 2000 (p. W-59); Beaverton, Oregon.

(Continued)

Primary Examiner—Dominic Simone

(74) *Attorney, Agent, or Firm*—Traskbritt

(57) **CLAIM**

The ornamental design for a side element of a shoe upper, as shown and described.

DESCRIPTION

FIG. 1 is a perspective view of a side element of a shoe upper showing my new design;

FIG. 2 is a side view of the side element of a shoe upper shown in FIG. 1;

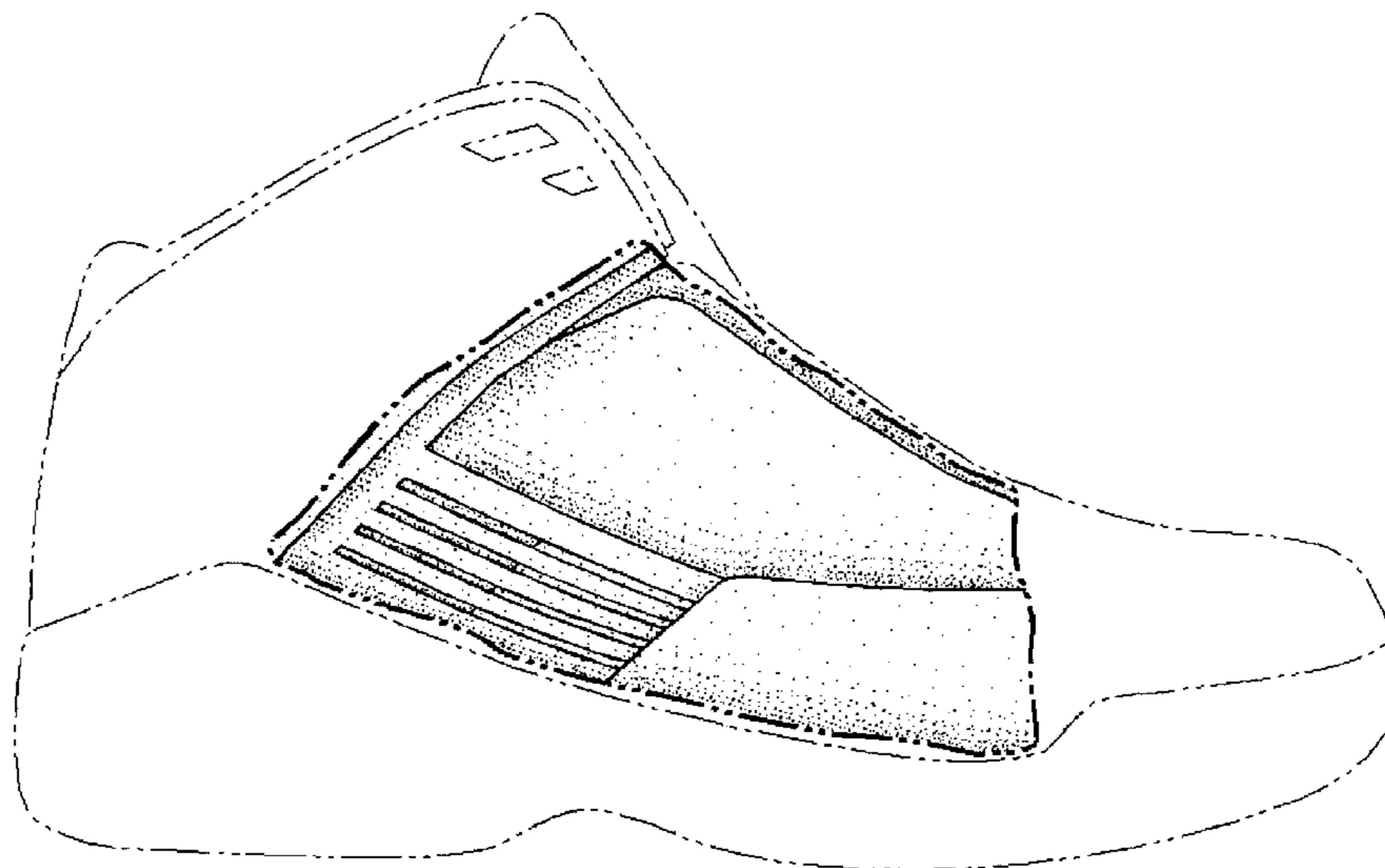
FIG. 3 is a front view of the side element of a shoe upper shown in FIG. 1;

FIG. 4 is a rear view of the side element of a shoe upper shown in FIG. 1; and,

FIG. 5 is a top view of the side element of a shoe upper shown in FIG. 1.

The uneven broken line immediately adjacent to the shaded area represents the bounds of the claimed design. All other uneven broken lines represent the remaining portion of the shoe. The uneven broken line representations in FIGS. 1-5 are for illustrative purposes only and form no part of the claimed design.

1 Claim, 2 Drawing Sheets



OTHER PUBLICATIONS

Nike Footwear Catalog; Fall, 2001; published Nov. 2000 (p. M-138); Beaverton, Oregon.

Nike Footwear Catalog; Holiday 2001; published Feb. 2001 (p. M-54); Beaverton, Oregon.

Nike Footwear Catalog; Holiday 2001; published Feb. 2001 (p. M-55); Beaverton, Oregon.

Nike Footwear Catalog; Fall, 2003; published Nov. 2002 (p. W-56); Beaverton, Oregon.

Nike Footwear Catalog; Fall, 2003; published Nov. 2002 (p. W-98); Beaverton, Oregon.

Nike Footwear Catalog; Fall, 2003; published Nov. 2002 (p. M-93); Beaverton, Oregon.

Nike Footwear Catalog; Spring, 2004; published Jun. 2003 (p. W-125); Beaverton, Oregon.

Nike Footwear Catalog; Fall, 2004; published Nov. 2003 (p. M-89); Beaverton, Oregon.

Nike Footwear Catalog; Spring, 2005; published Jun. 2004 (p. M-35); Beaverton, Oregon.

* cited by examiner

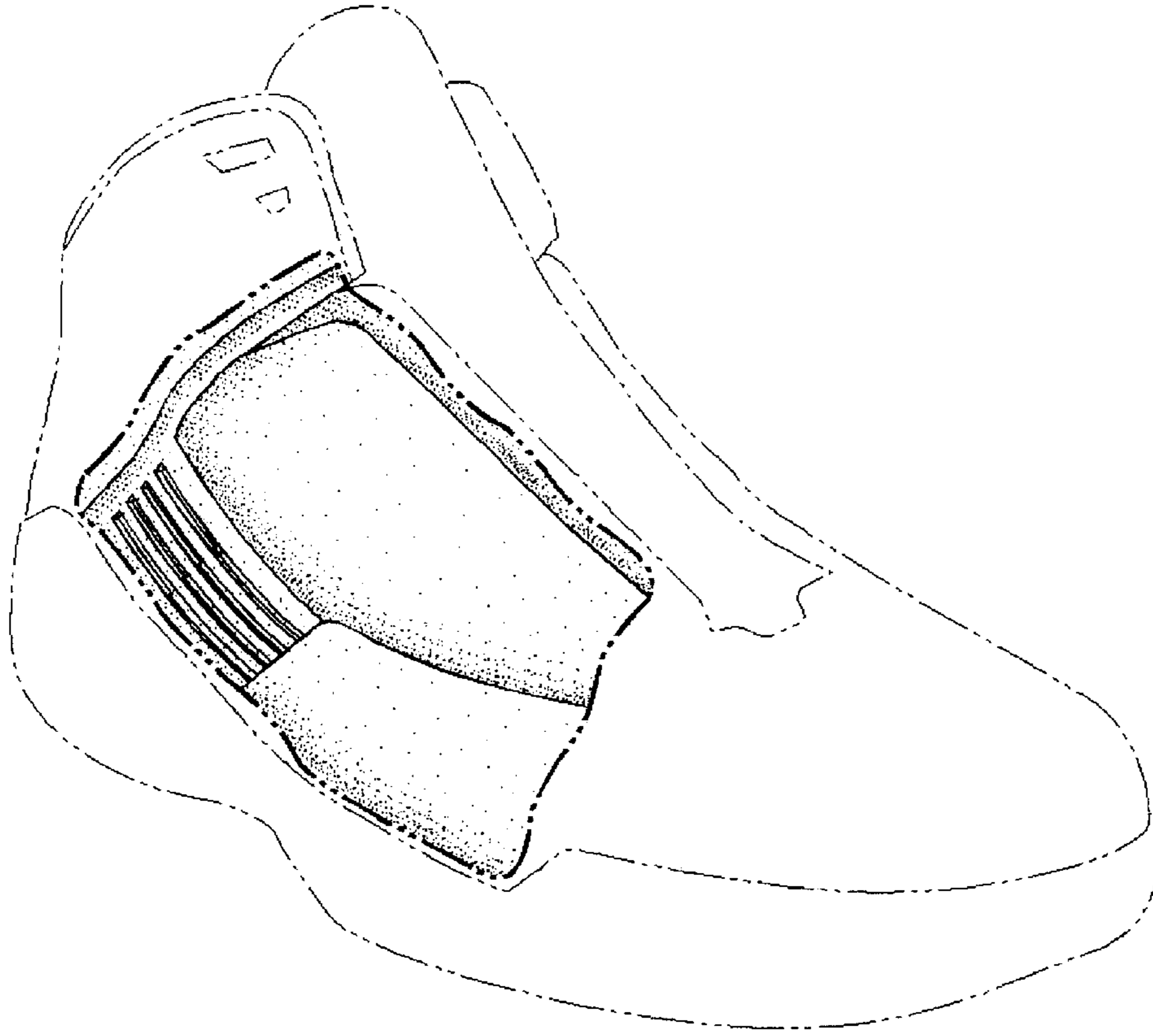


FIG. 1

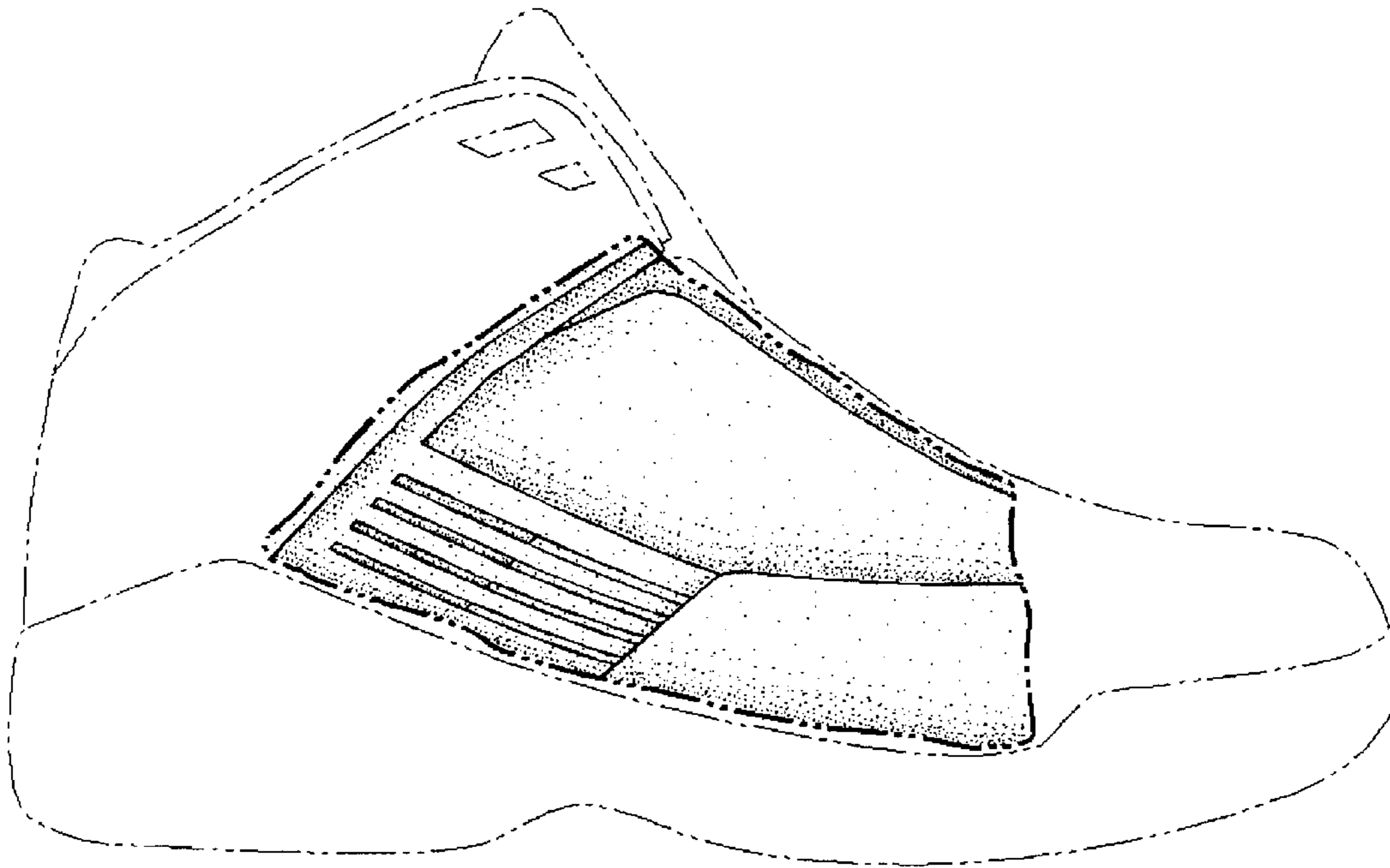


FIG. 2

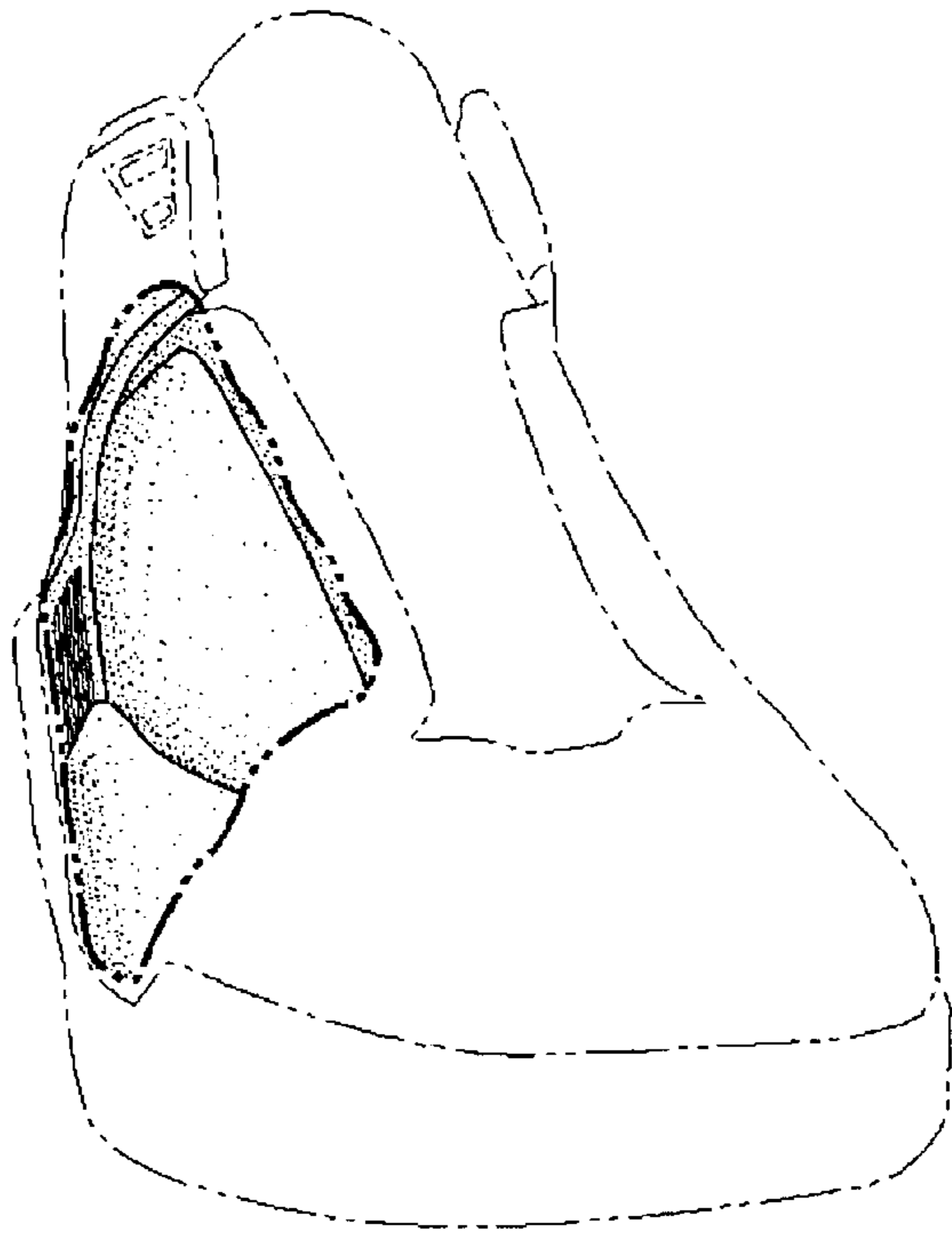


FIG. 3

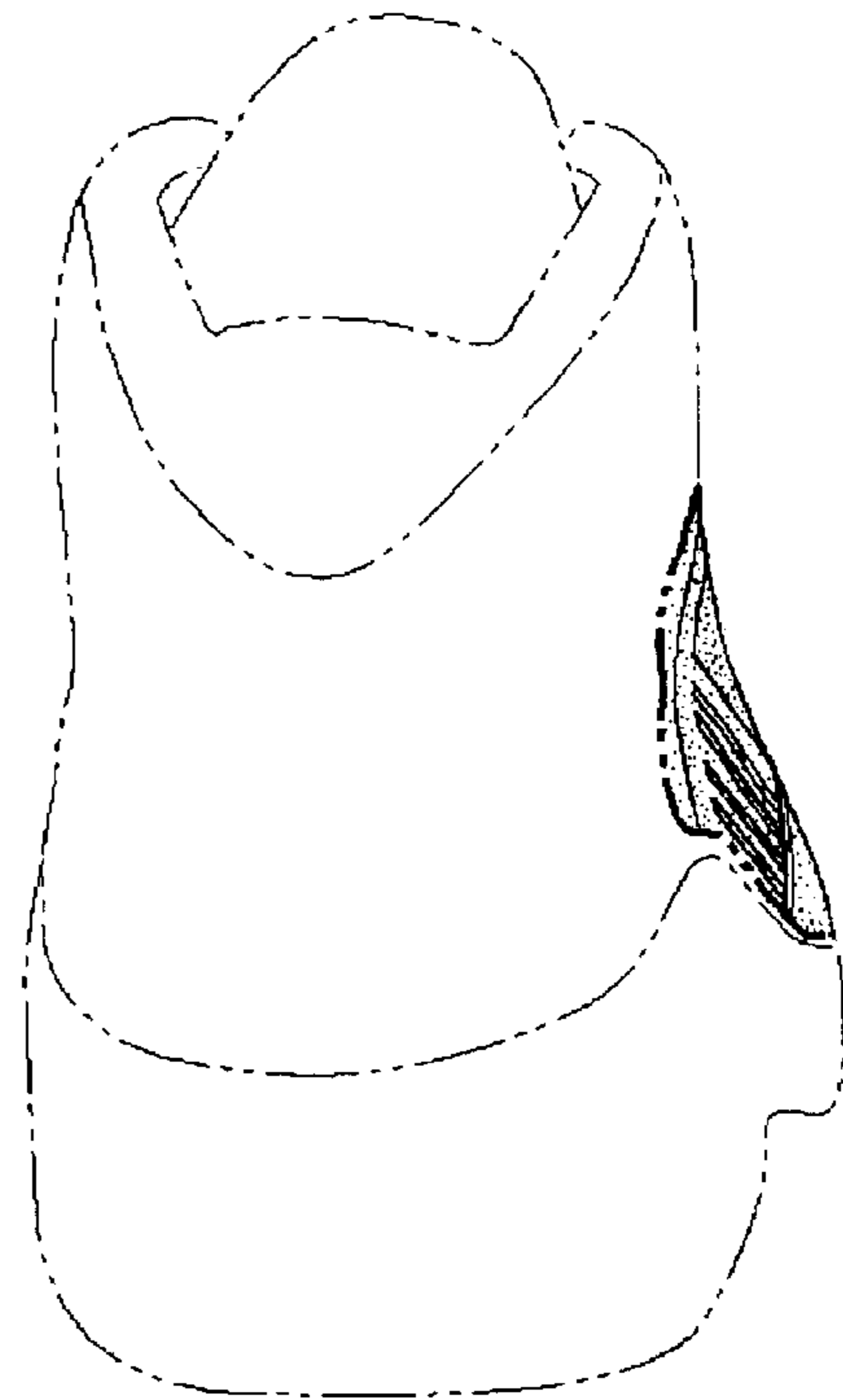


FIG. 4

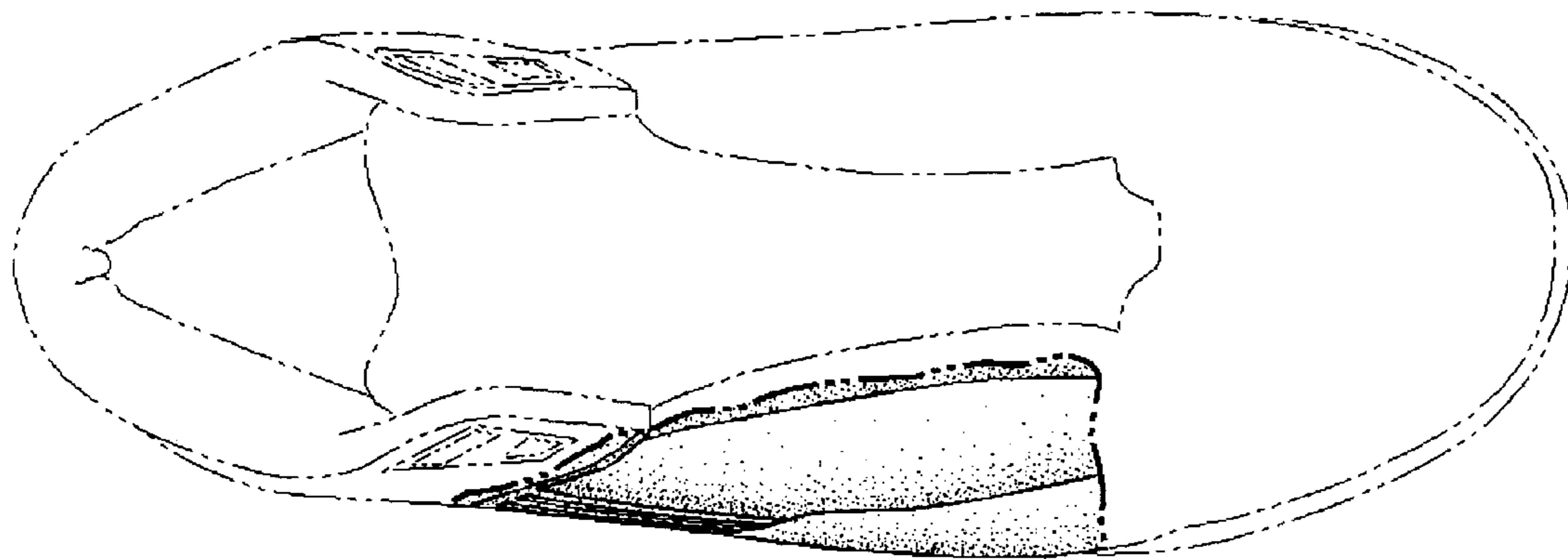


FIG. 5