

US00D508602S

(12) **United States Design Patent** (10) **Patent No.:** **US D508,602 S**  
**Hatfield et al.** (45) **Date of Patent:** **\*\* Aug. 23, 2005**

- (54) **PORTION OF A SHOE OUTSOLE**  
 (75) Inventors: **Tinker L. Hatfield**, Portland, OR (US);  
**Thomas Foxen**, Portland, OR (US)  
 (73) Assignee: **Nike, Inc.**, Beaverton, OR (US)  
 (\*\*) Term: **14 Years**  
 (21) Appl. No.: **29/215,766**  
 (22) Filed: **Oct. 26, 2004**  
 (51) **LOC (8) Cl.** ..... **02-04**  
 (52) **U.S. Cl.** ..... **D2/953; D2/952; D2/954**  
 (58) **Field of Search** ..... D2/902, 946-949,  
 D2/951-960; D5/5, 20, 26, 65; 36/3 B,  
 22 R, 24.5, 25 R, 28, 32 R, 34 R

(56) **References Cited**

**U.S. PATENT DOCUMENTS**

D30,641 S	4/1899	Peters
D39,747 S	1/1909	McKenna
D54,515 S	2/1920	Wolcott

(Continued)

**OTHER PUBLICATIONS**

Disney—Fall, 2001; p. 99—Mickey Icon flatware, upper left corner of page (google catalog search).\*

Disney—Fall, 2001; p. 103—Mickey Icon Adirondack Rocking chair, upper left corner of page (google catalog search).\*

Nike Footwear Catalog Late Spring 1995, Published Sep. 1994, p. 82.

Nike Footwear Catalog Holiday 1996, Published Mar. 1996, p. 135.

Nike Footwear Catalog Late Spring 1999, Published Sep. 1998, p. W111.

Nike Footwear Catalog Spring 2000 (#1—shoes), Published Jul. 1999, p. W43.

Nike Footwear Catalog Fall 2000 (#2—red), Published Nov. 1999, p. M12.

Nike Footwear Catalog Holiday 2000, Published Mar. 2000, p. W21.

Nike Footwear Catalog Spring 2002, Published Jun. 2001, p. W75.

Nike Footwear Catalog Spring 2003, Published Jun. 2002, p. M7.

Nike Footwear Catalog Spring 2003, Published Jun. 2002, p. M14.

Nike Footwear Catalog Spring 2003, Published Jun. 2002, p. M22.

Nike Footwear Catalog Jordan Late Spring 2003, Published Sep. 2002, p. 11.

*Primary Examiner*—Celia A. Murphy

(74) *Attorney, Agent, or Firm*—Banner & Witcoff, Ltd.

(57) **CLAIM**

The ornamental design for a portion of a shoe outsole, as shown and described.

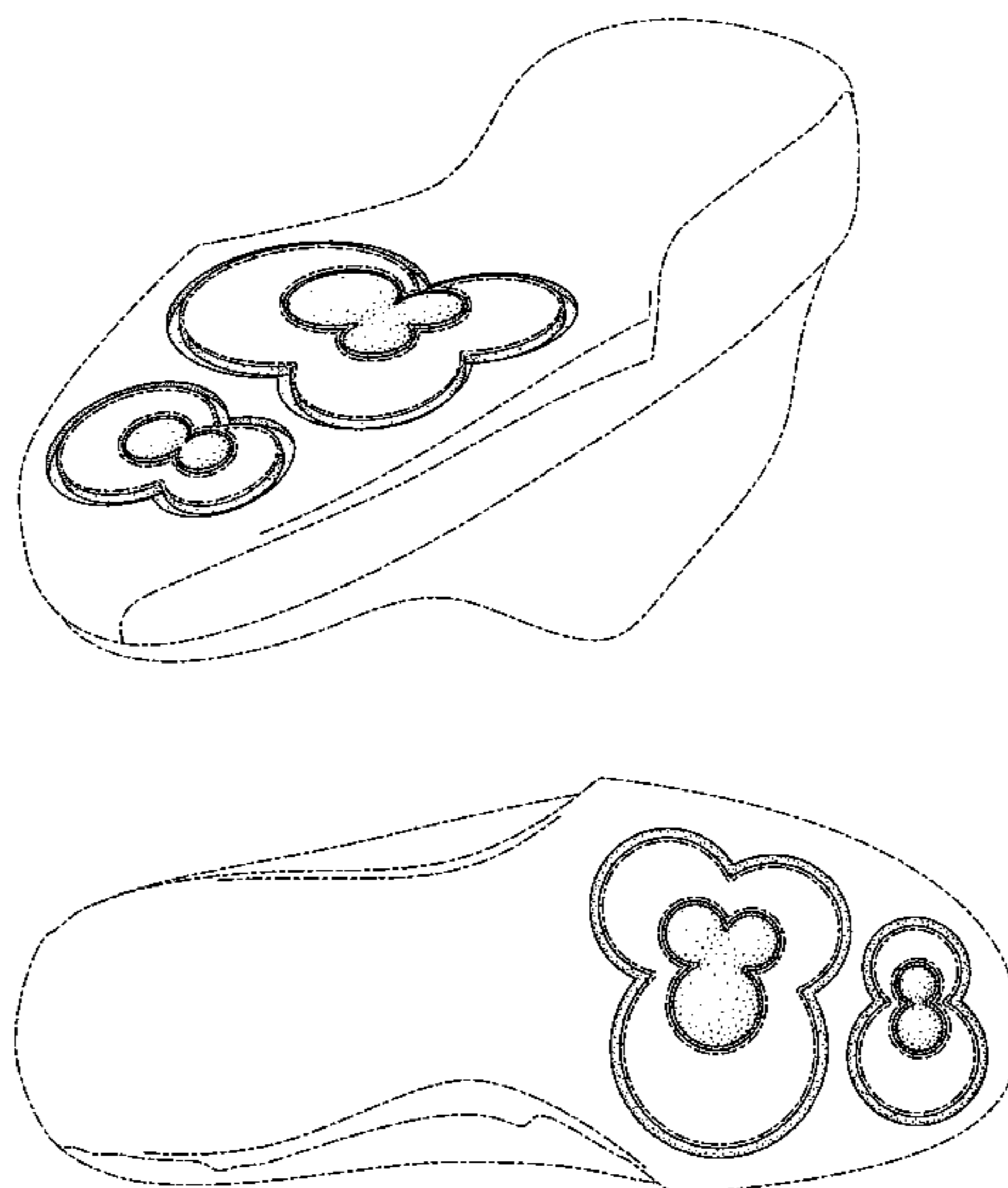
**DESCRIPTION**

FIG. 1 is a first perspective view of a portion of a shoe outsole showing my new design;  
 FIG. 2 is a second perspective view thereof; and,  
 FIG. 3 is a plan view thereof.

The uneven broken lines immediately adjacent to the shaded areas represent unclaimed boundaries of the design. The uneven broken line showing of the remainder of the shoe is for illustrative purposes only and forms no part of the claimed design.

The unshaded surfaces between the grooves of the design form no part of the claim.

**1 Claim, 3 Drawing Sheets**



# US D508,602 S

Page 2

## U.S. PATENT DOCUMENTS

D55,318 S	*	5/1920	Phillips	.....	D2/955	D375,484 S	*	11/1996	Leifer	.....	D14/403
D59,971 S		12/1921	Lebo			D388,944 S		1/1998	Avar		
D64,914 S		6/1924	McDonald			D394,939 S	*	6/1998	Avar	.....	D2/955
D123,602 S		11/1940	Reeves			D395,157 S		6/1998	Conta		
D159,302 S	*	7/1950	Steinilber	.....	D2/955	D396,549 S		8/1998	Conta		
D160,561 S		7/1950	Steinilber			D399,040 S		10/1998	Merceron		
D234,930 S		4/1975	Arambasic			D401,744 S		12/1998	Greenberg		
D248,192 S		6/1978	Stevenson			D403,145 S		12/1998	Truelsen		
D248,428 S		7/1978	Watanabe			D408,975 S		5/1999	Lotti		
D248,429 S		7/1978	Inohara			D425,641 S	*	5/2000	Miller	.....	D26/38
4,266,349 A		5/1981	Schmohl			D432,292 S	*	10/2000	Kim	.....	D2/902
D275,146 S		8/1984	Kilgore			D434,547 S	*	12/2000	Kim	.....	D2/902
D288,383 S		2/1987	Autry			D435,864 S	*	1/2001	Cohen	.....	D19/57
D289,103 S		4/1987	Autry			D452,606 S		1/2002	Lozano		
D291,943 S	*	9/1987	Tong	.....	D2/955	D466,682 S		12/2002	Santa		
D298,883 S		12/1988	Tanel			D479,034 S		9/2003	Tzenos		
D300,687 S		4/1989	Kelley			D483,933 S		12/2003	Adams		
D303,317 S		9/1989	Nakano			D497,046 S		10/2004	Scott		
D326,768 S		6/1992	Kawasaki								

\* cited by examiner

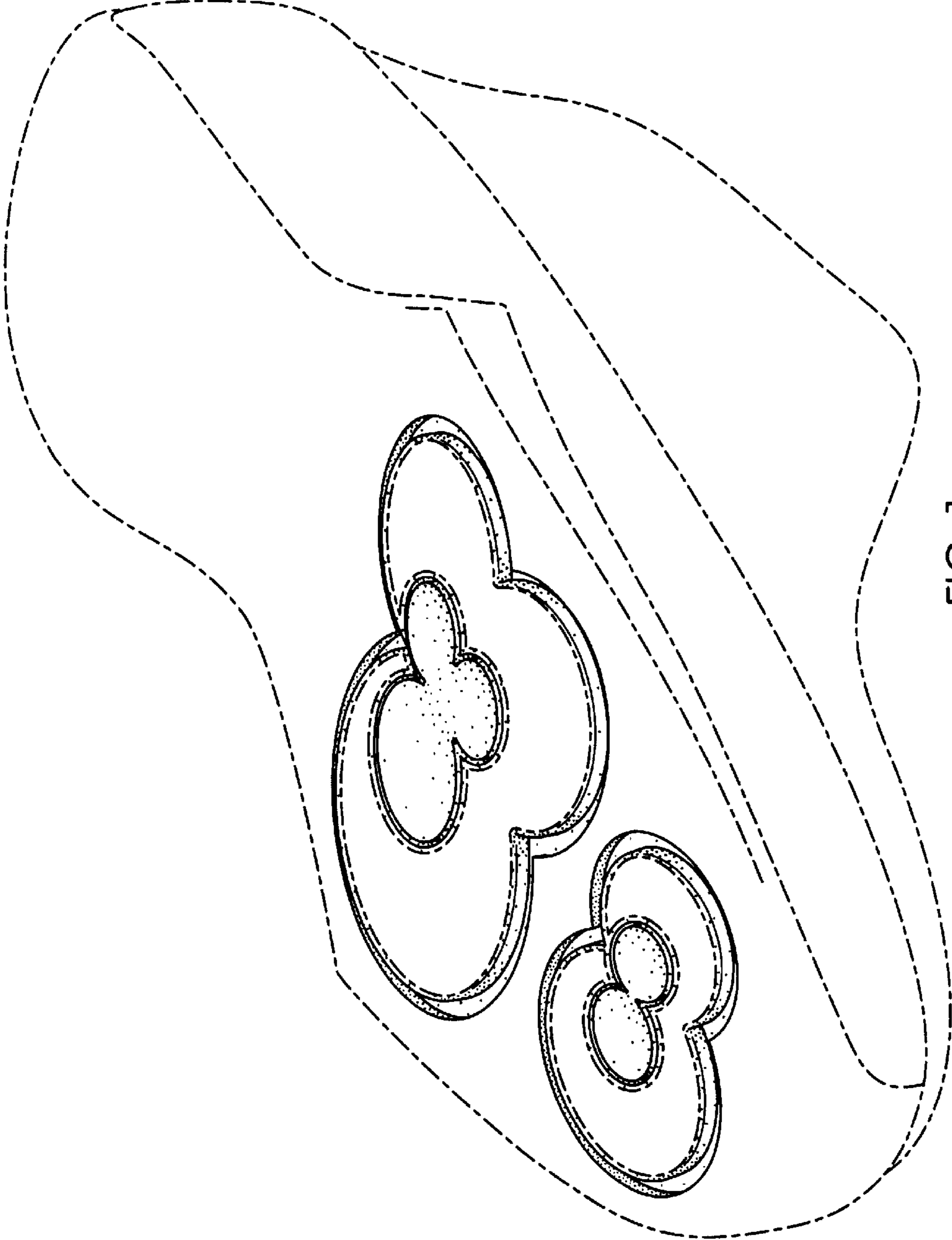


FIG. 1

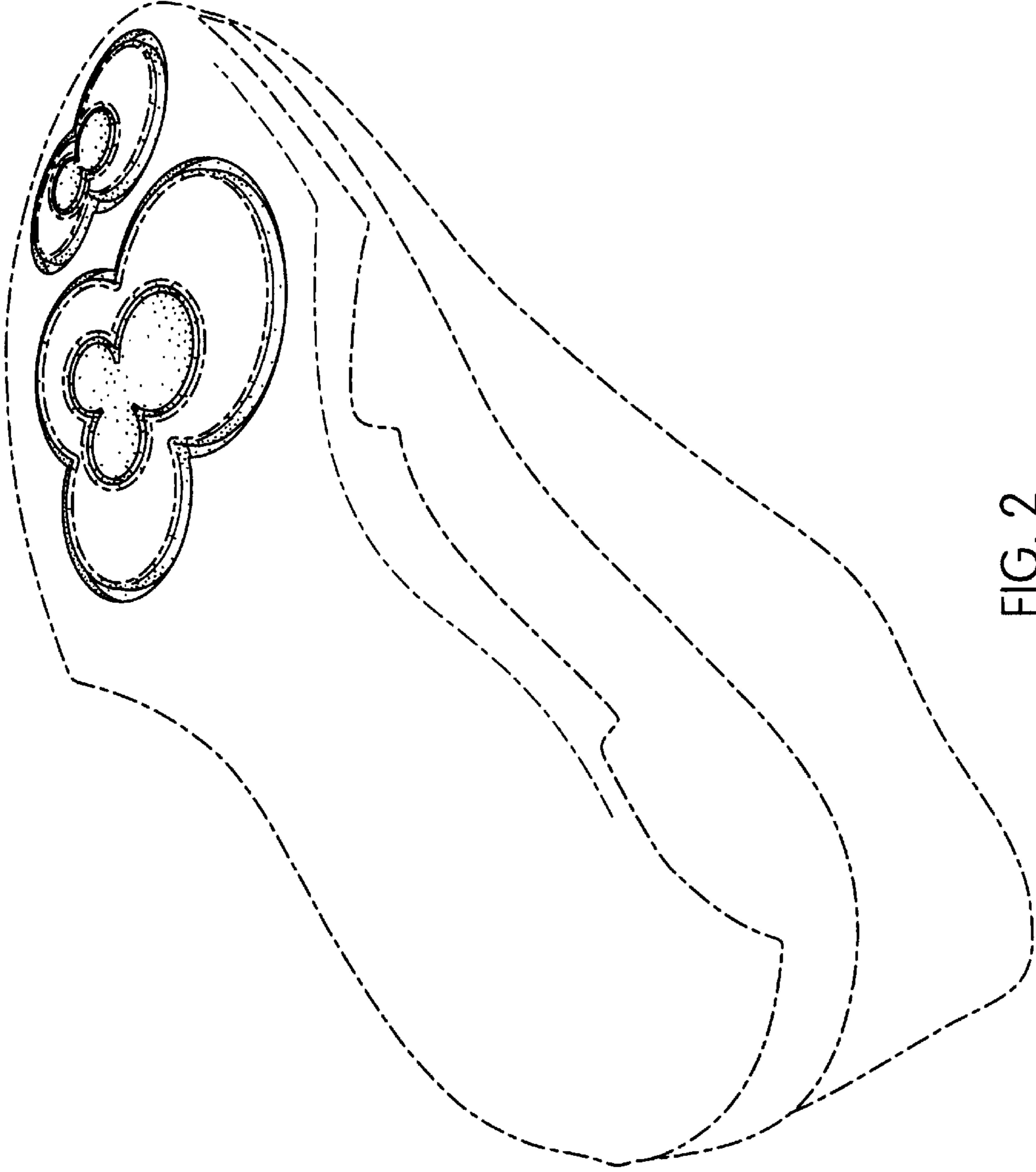


FIG. 2

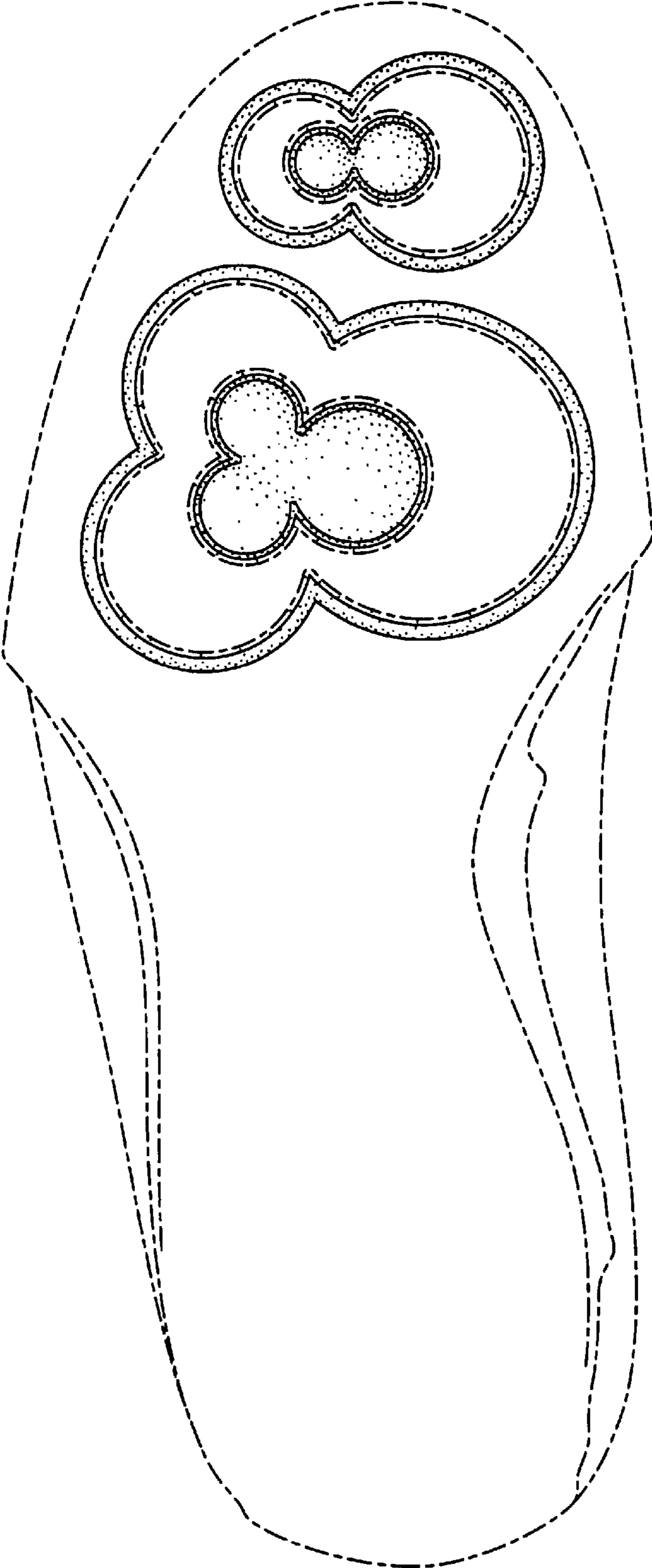


FIG. 3