

US00D508572S

(12) **United States Design Patent**
Suggate

(10) **Patent No.:** **US D508,572 S**

(45) **Date of Patent:** **** Aug. 16, 2005**

(54) **POST AND HANDRAIL SUPPORT**

AU	589013	12/1987
BR	8104278	7/1981
GB	2 362 630	11/2001

(76) **Inventor:** **Trevor Ross Suggate**, 128 Bilba Street,
East Albury, NSW 2640 (AU)

* cited by examiner

(**) **Term:** **14 Years**

Primary Examiner—Doris Clark
(74) *Attorney, Agent, or Firm*—Finnegan, Henderson,
Farabow, Garrett & Dunner, LLP

(21) **Appl. No.:** **29/196,327**

(22) **Filed:** **Dec. 29, 2003**

(51) **LOC (8) Cl.** **25-01**

(57) **CLAIM**

(52) **U.S. Cl.** **D25/134**

The ornamental design for the post and handrail support, as shown and described.

(58) **Field of Search** 256/63, 64, 65.01,
256/65.03, 65.06, 65.05, 65.04; D25/133,
134, 132

DESCRIPTION

(56) **References Cited**

FIG. 1 is a front-perspective view of a post and handrail support showing my new design;

U.S. PATENT DOCUMENTS

FIG. 2 is a right-side view of my new design, the left-side view being a mirror image thereof;

4,397,448 A *	8/1983	Dillon	256/65.04
4,807,317 A	2/1989	Quinn et al.		
5,740,575 A	4/1998	Gordon		
D442,295 S *	5/2001	Stahl	D25/134


FIG. 3 is a top view of my new design, the bottom view being a mirror image thereof; and,

FIG. 4 is a back view of my new design.

FOREIGN PATENT DOCUMENTS

AU	577569	8/1985
----	--------	--------

1 Claim, 1 Drawing Sheet



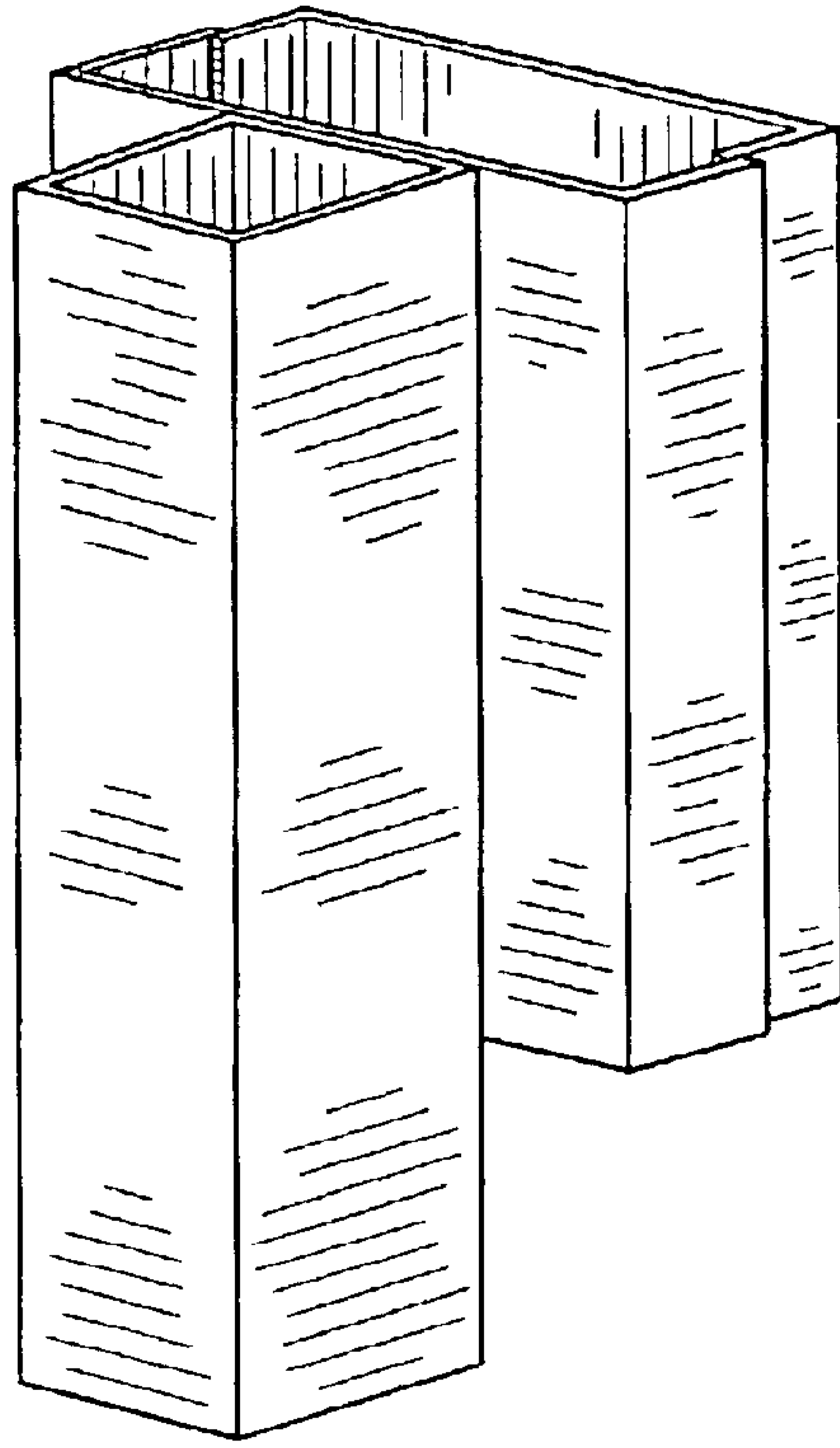


FIG. 1

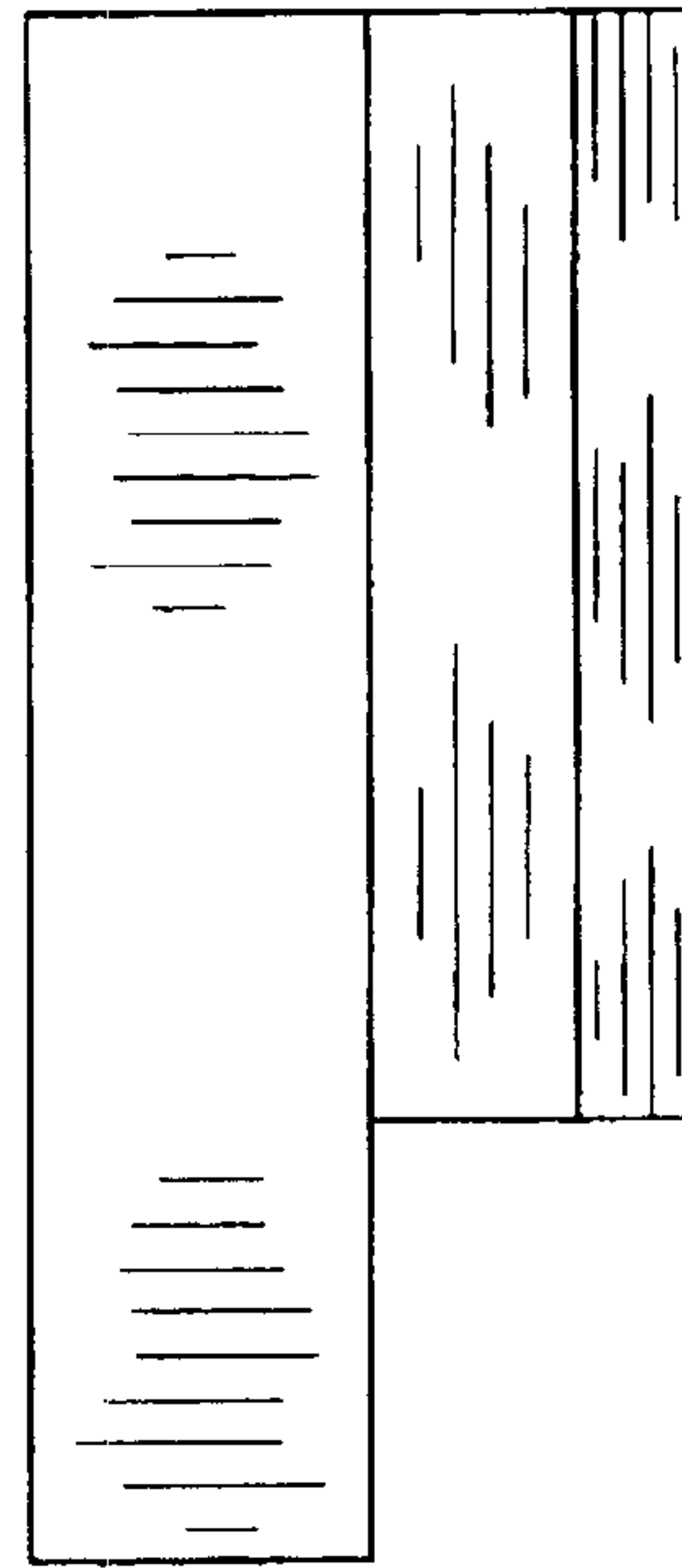


FIG. 2

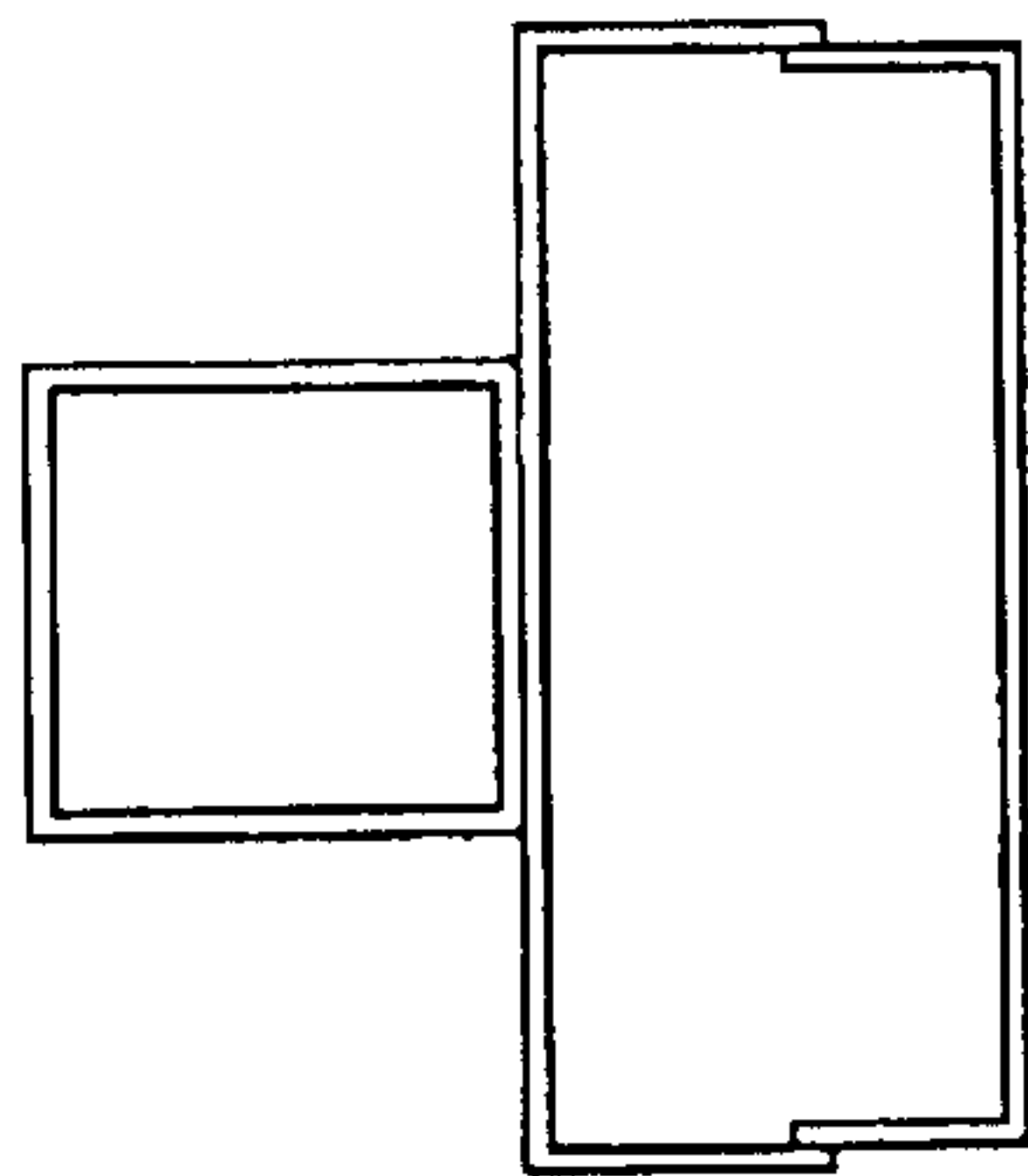


FIG. 3

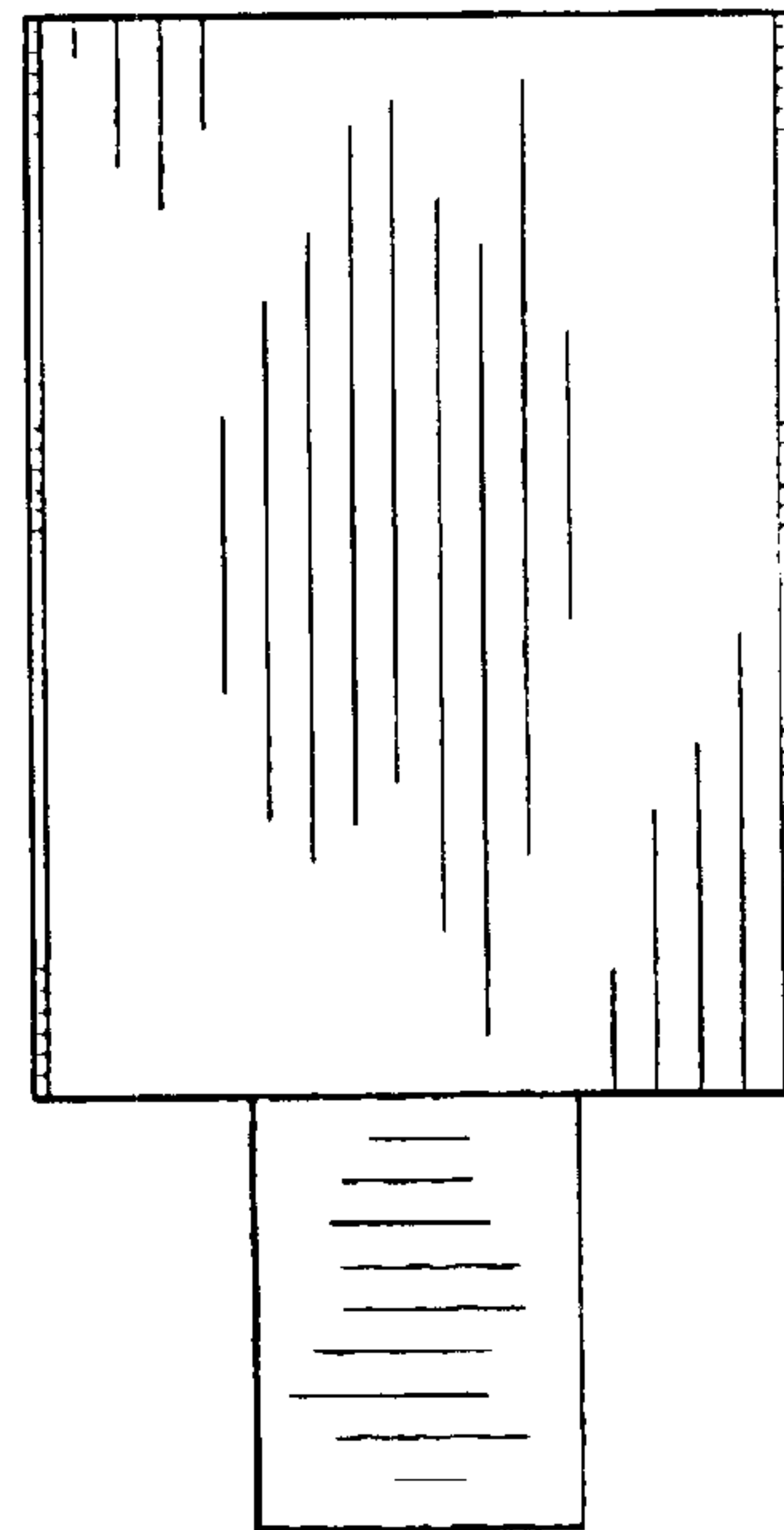


FIG. 4