

US00D508562S

(12) **United States Design Patent**
Yaeger

(10) **Patent No.:** **US D508,562 S**

(45) **Date of Patent:** **** Aug. 16, 2005**

(54) **CEILING FAN BLADE**

(76) **Inventor:** **Jon Yaeger**, 4210 Brooktree La.,
Dallas, TX (US) 75287

(**) **Term:** **14 Years**

(21) **Appl. No.:** **29/191,123**

(22) **Filed:** **Oct. 1, 2003**

(51) **LOC (8) Cl.** **23-04**

(52) **U.S. Cl.** **D23/413**

(58) **Field of Search** D23/413, 411,
D23/377, 379, 385; 416/5

(56) **References Cited**

U.S. PATENT DOCUMENTS

D488,556 S * 4/2004 Blateri D23/413

D489,128 S * 4/2004 Frampton D23/413

* cited by examiner

Primary Examiner—Lisa Lichtenstein

(74) *Attorney, Agent, or Firm*—David W. Carstens;
Carstens & Cahoon, LLP

(57) **CLAIM**

The ornamental design for a ceiling fan blade, as shown.

DESCRIPTION

FIG. 1 is a perspective view of the ceiling fan blade of the present invention;

FIG. 2 is a front view of the ceiling fan blade of FIG. 1;

FIG. 3 is a top view of the ceiling fan blade of FIG. 1;

FIG. 4 is a back view of the ceiling fan blade of FIG. 1;

FIG. 5 is a left view of the ceiling fan blade of FIG. 1;

FIG. 6 is a right view of the ceiling fan blade of FIG. 1; and,

FIG. 7 is a bottom view of the ceiling fan blade of FIG. 1.

1 Claim, 1 Drawing Sheet

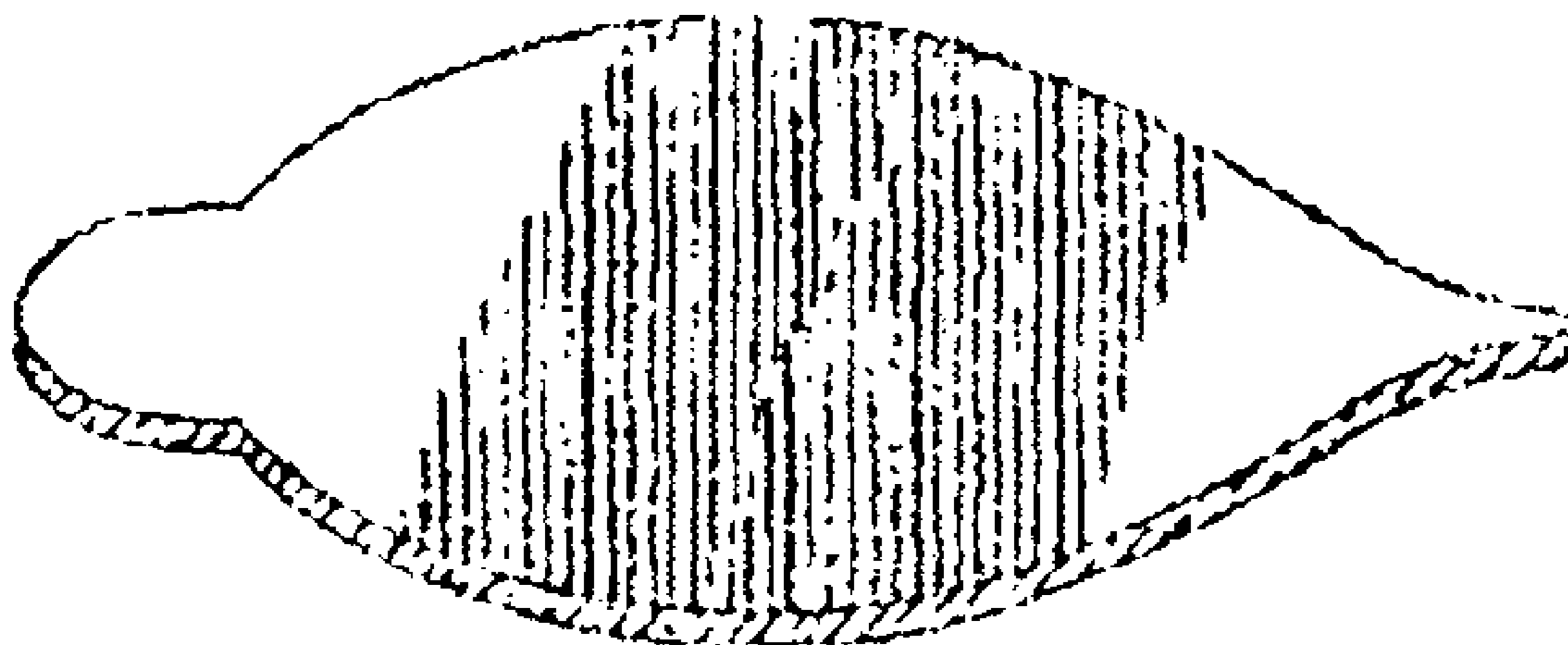




FIG 1

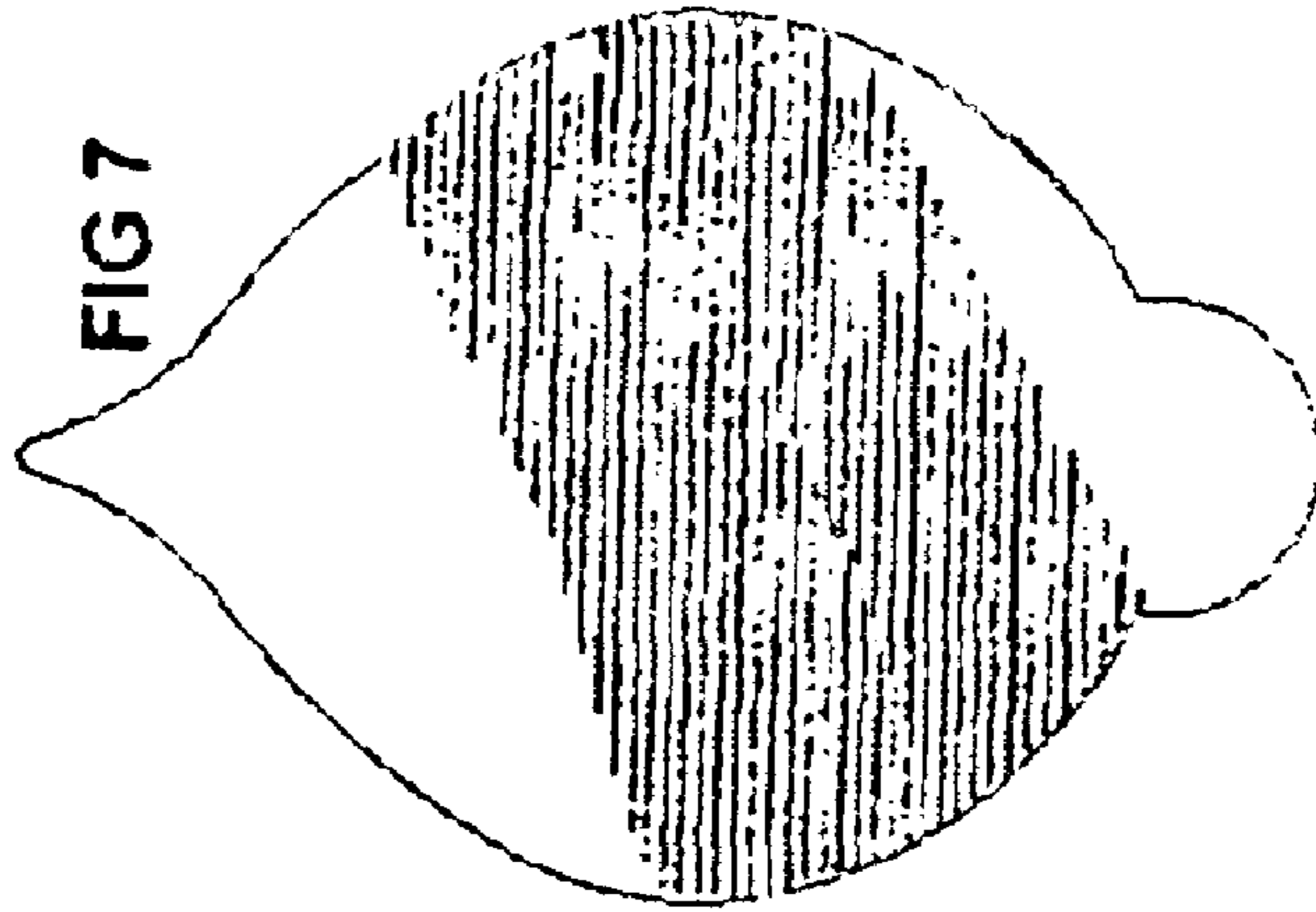


FIG 7

FIG 6

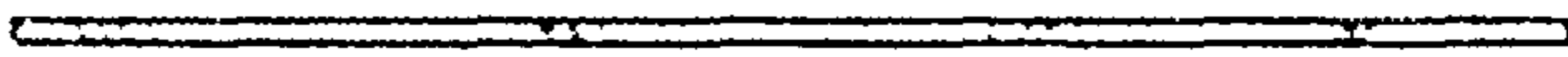


FIG 2



FIG 5




FIG 3

FIG 4

