

US00D508555S

(12) **United States Design Patent**  
**Ziemann**

(10) **Patent No.:** **US D508,555 S**

(45) **Date of Patent:** **\*\* Aug. 16, 2005**

- (54) **SINK**
- (75) **Inventor:** **Brigitte Ziemann**, Eppingen (DE)
- (73) **Assignee:** **Blanco GmbH + Co KG** (DE)
- (\*\*) **Term:** **14 Years**
- (21) **Appl. No.:** **29/204,231**
- (22) **Filed:** **Apr. 26, 2004**
- (51) **LOC (8) Cl.** ..... **23-02**
- (52) **U.S. Cl.** ..... **D23/293.1**
- (58) **Field of Search** ..... D23/270-273,  
D23/284-286, 293.1, 303, 308, 289, 292,  
290; 4/661-666, 619, 624, 630, 519, 638,  
643, 515; 72/351

- 2,843,071 A \* 7/1958 Kitzinger ..... 72/351
- D218,606 S \* 9/1970 Lien ..... D23/284
- D255,923 S \* 7/1980 Rosenkranz ..... D23/284
- D494,664 S \* 8/2004 Arnold ..... D23/293.1

\* cited by examiner

*Primary Examiner*—Robert A. Delehanty  
(74) *Attorney, Agent, or Firm*—Hanley, Flight & Zimmerman, LLC

(57) **CLAIM**

The ornamental design for a “sink,” as shown and described.

**DESCRIPTION**

- FIG. 1 is a top perspective view of a sink.
- FIG. 2 is a top plan view of the sink of FIG. 1.
- FIG. 3 is a bottom plan view of the sink of FIG. 1.
- FIG. 4 is a front view of the sink of FIG. 1.
- FIG. 5 is a rear view of the sink of FIG. 1.
- FIG. 6 is a left side view of the sink of FIG. 1; and,
- FIG. 7 is a right side view of the sink of FIG. 1.

(56) **References Cited**

**U.S. PATENT DOCUMENTS**

- D25,035 S \* 12/1895 Ball et al. .... D23/293.1
- 2,646,575 A \* 7/1953 Galley ..... 4/633
- 2,841,799 A \* 7/1958 Traynor ..... D23/284

**1 Claim, 7 Drawing Sheets**

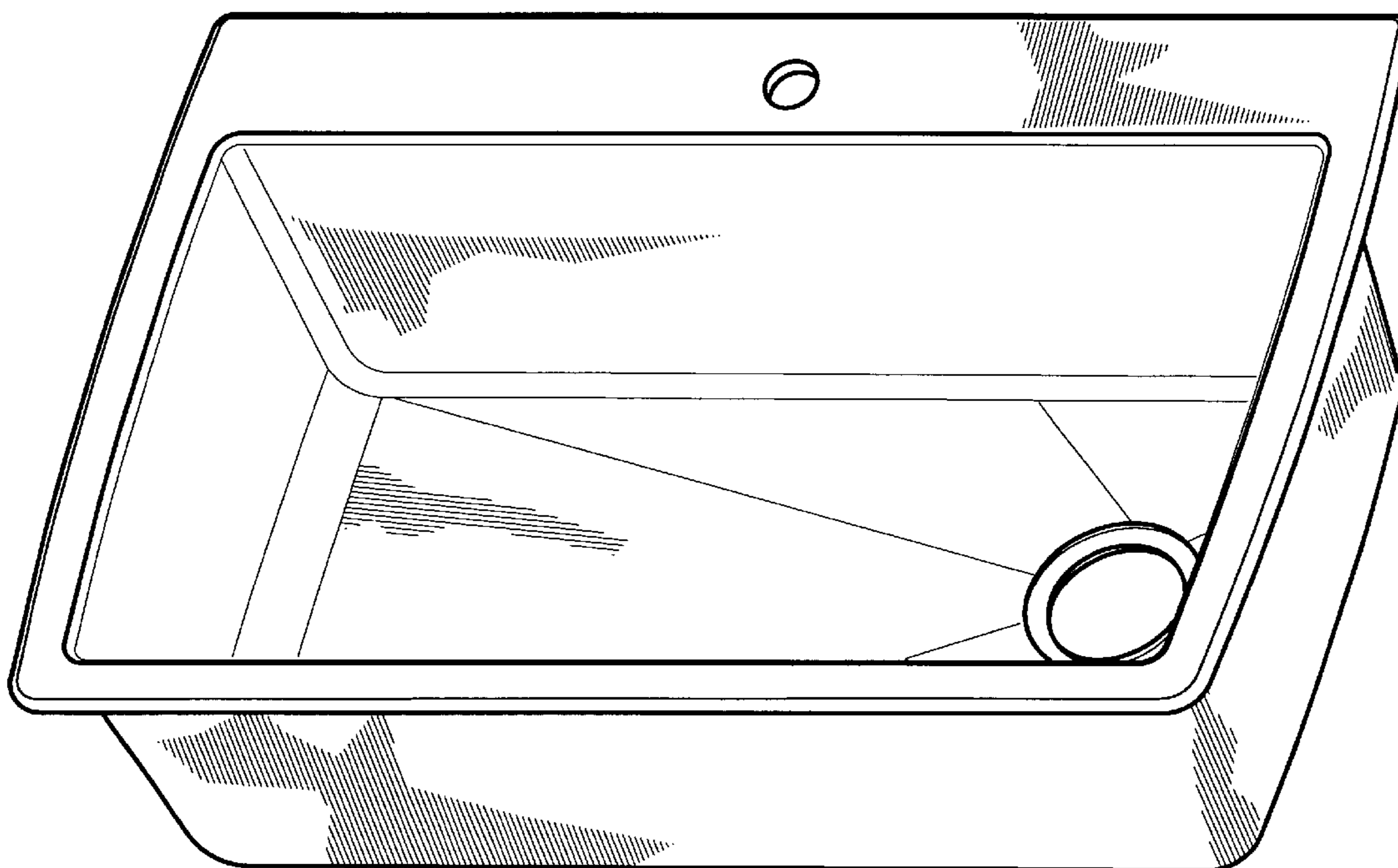


FIG.1

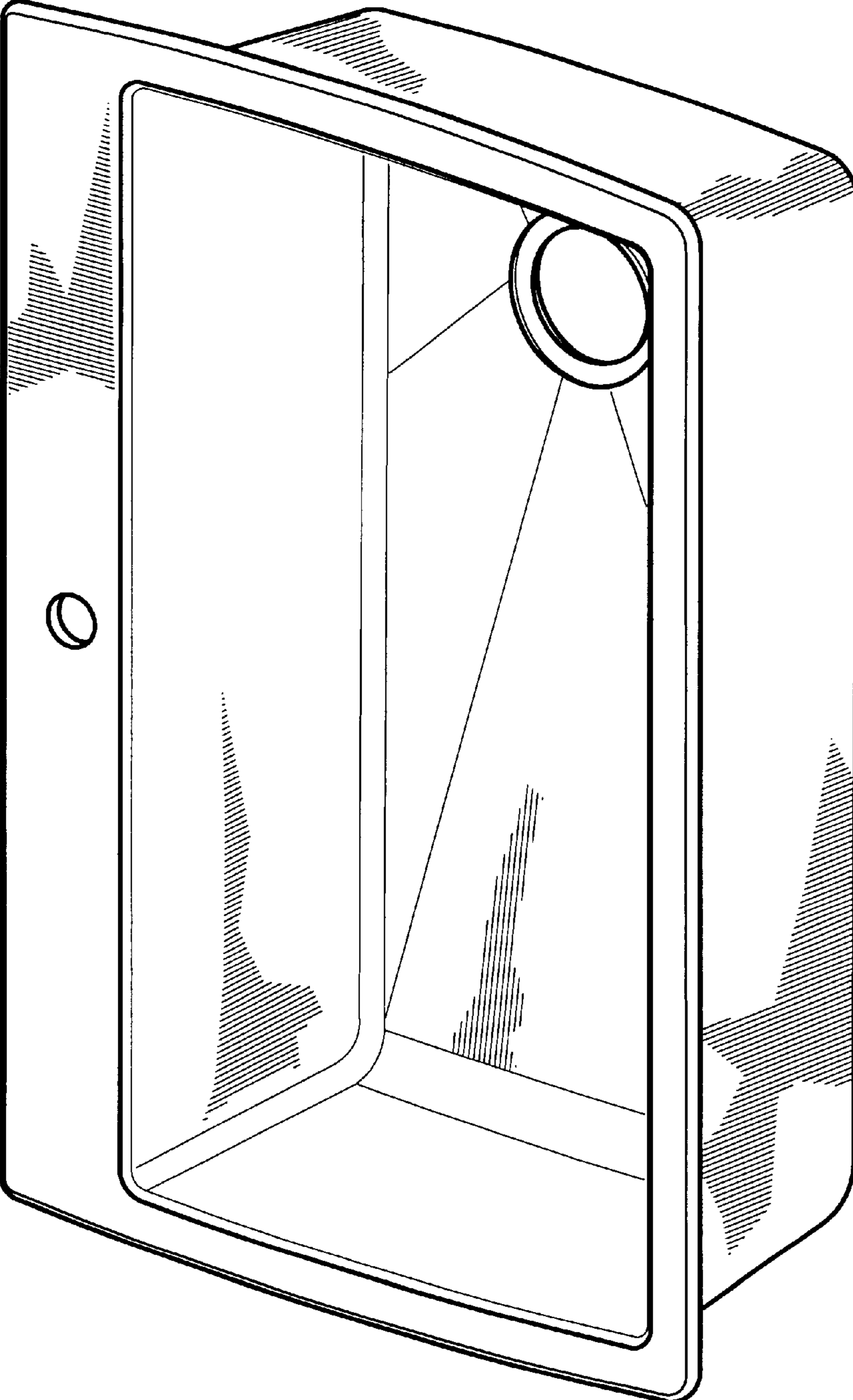


FIG.2

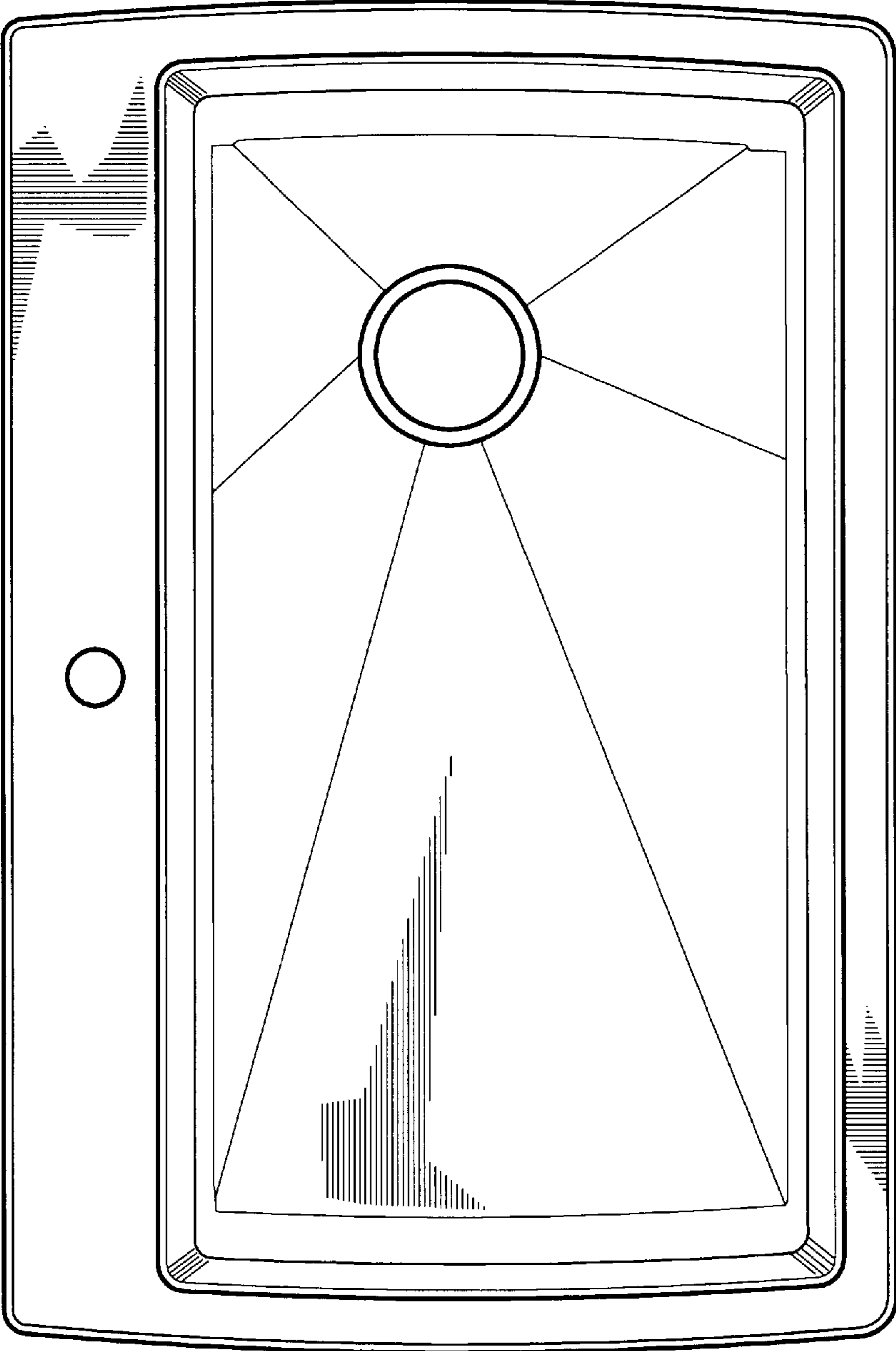


FIG.3

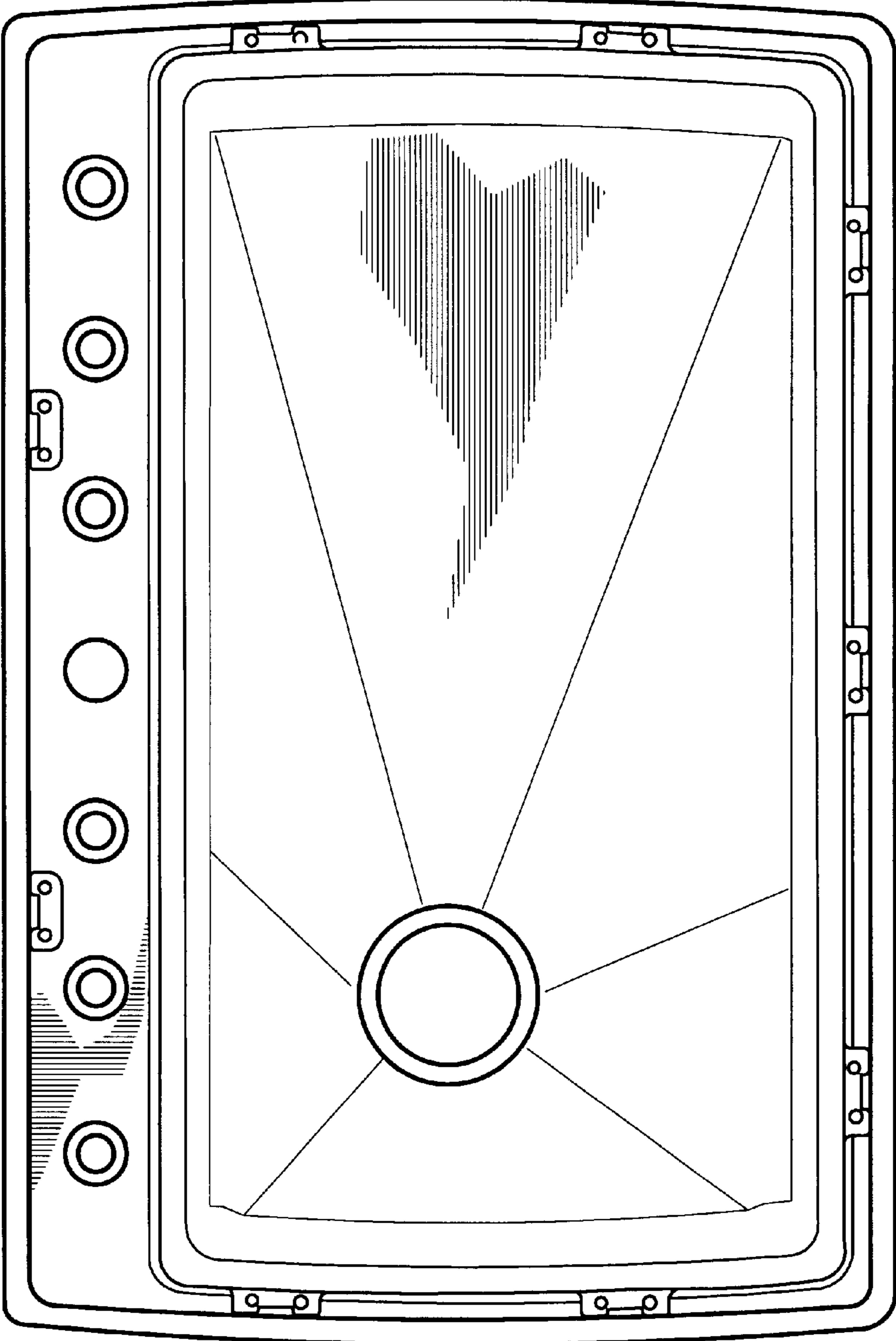


FIG. 4




FIG. 5




FIG.6

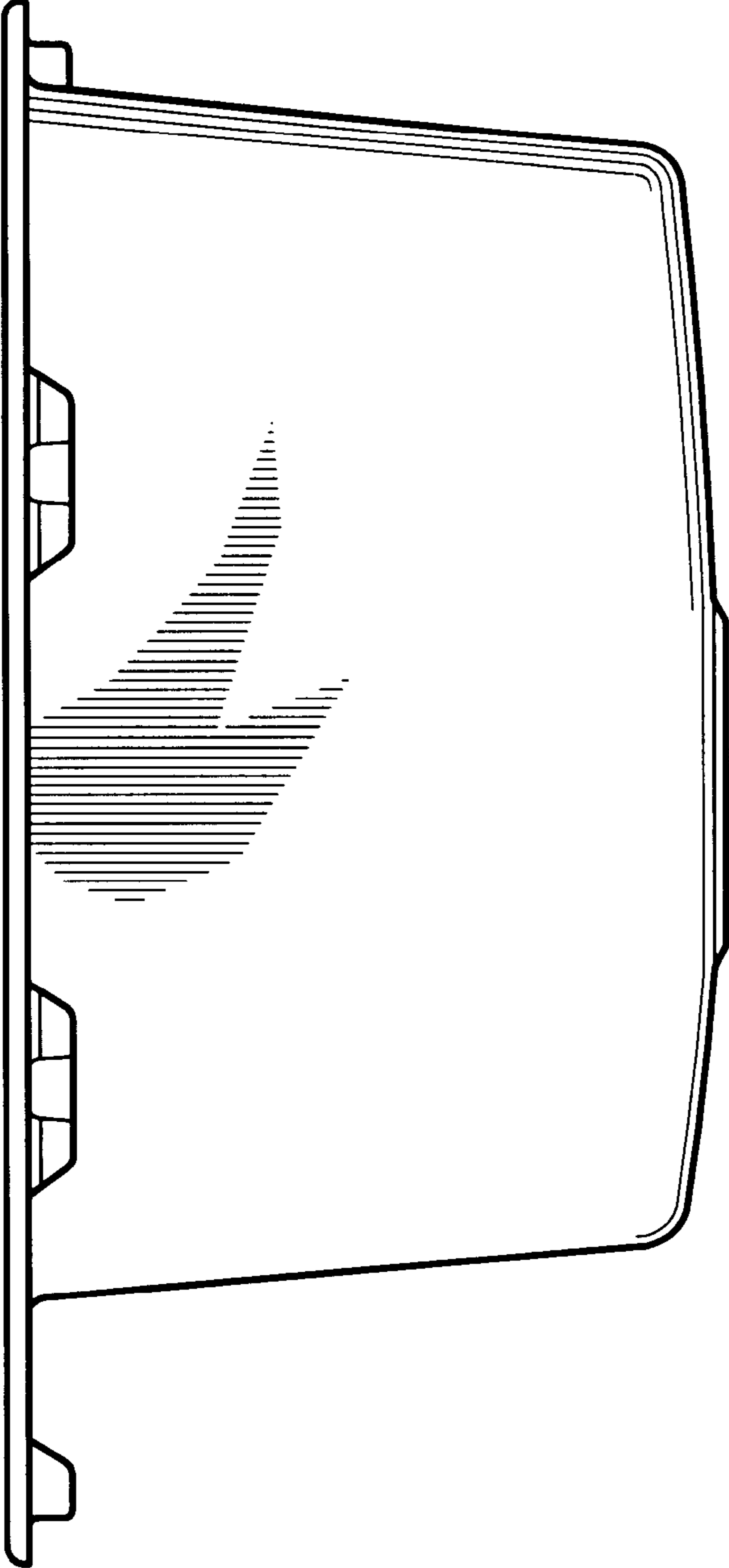


FIG. 7

