

US00D508534S

(12) **United States Design Patent**
Beene

(10) **Patent No.: US D508,534 S**

(45) **Date of Patent: ** Aug. 16, 2005**

(54) **VACUUM VENDING MACHINE**

(76) **Inventor: Jamie Beene**, 1314 Ridgerun, Cleburne, TX (US) 76033

(**) **Term: 14 Years**

(21) **Appl. No.: 29/207,988**

(22) **Filed: Jun. 22, 2004**

(51) **LOC (8) Cl. 20-01**

(52) **U.S. Cl. D20/4**

(58) **Field of Search** D20/1-7, 99; D21/324-328; 273/447, 448, 459-463; 312/114; 463/1, 2, 5, 7, 46

D388,466 S * 12/1997 Yurchak D20/1
5,711,530 A * 1/1998 Lewis 273/448
D433,716 S * 11/2000 Robrahn et al. D21/325
6,336,636 B1 * 1/2002 Smart 273/447
2002/0088819 A1 * 7/2002 Wei 221/210

* cited by examiner

Primary Examiner—Robert M. Spear

(74) *Attorney, Agent, or Firm*—Lars D. Jensen

(57) **CLAIM**

The ornamental design for a vacuum vending machine, as shown and described.

DESCRIPTION


FIG. 1 is a front elevational view of a vacuum vending machine showing my new design; FIG. 2 is a left side elevational view thereof; FIG. 3 is a right side elevational view thereof; FIG. 4 is a rear side elevational view thereof; FIG. 5 is top plan view thereof; and, FIG. 6 is a perspective view thereof.

(56) **References Cited**

U.S. PATENT DOCUMENTS

3,024,583 A * 3/1962 Gastright 53/564
D260,581 S * 9/1981 Kostoff D6/397
D297,650 S * 9/1988 Chalabian D20/6
D309,919 S * 8/1990 Byrley D20/1
5,549,372 A * 8/1996 Lewis 312/114

1 Claim, 5 Drawing Sheets



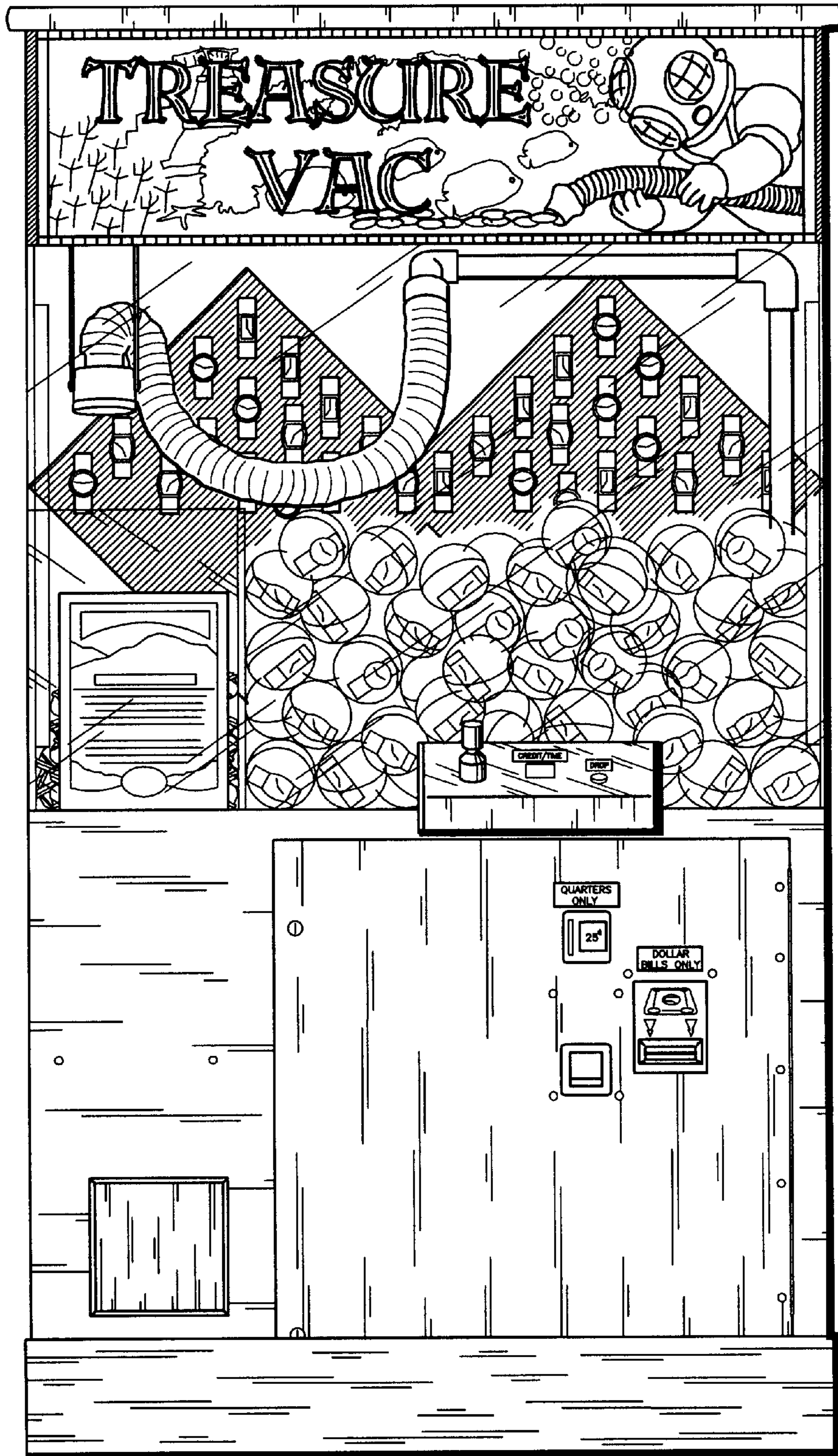


FIG. 1




FIG. 2




FIG. 3

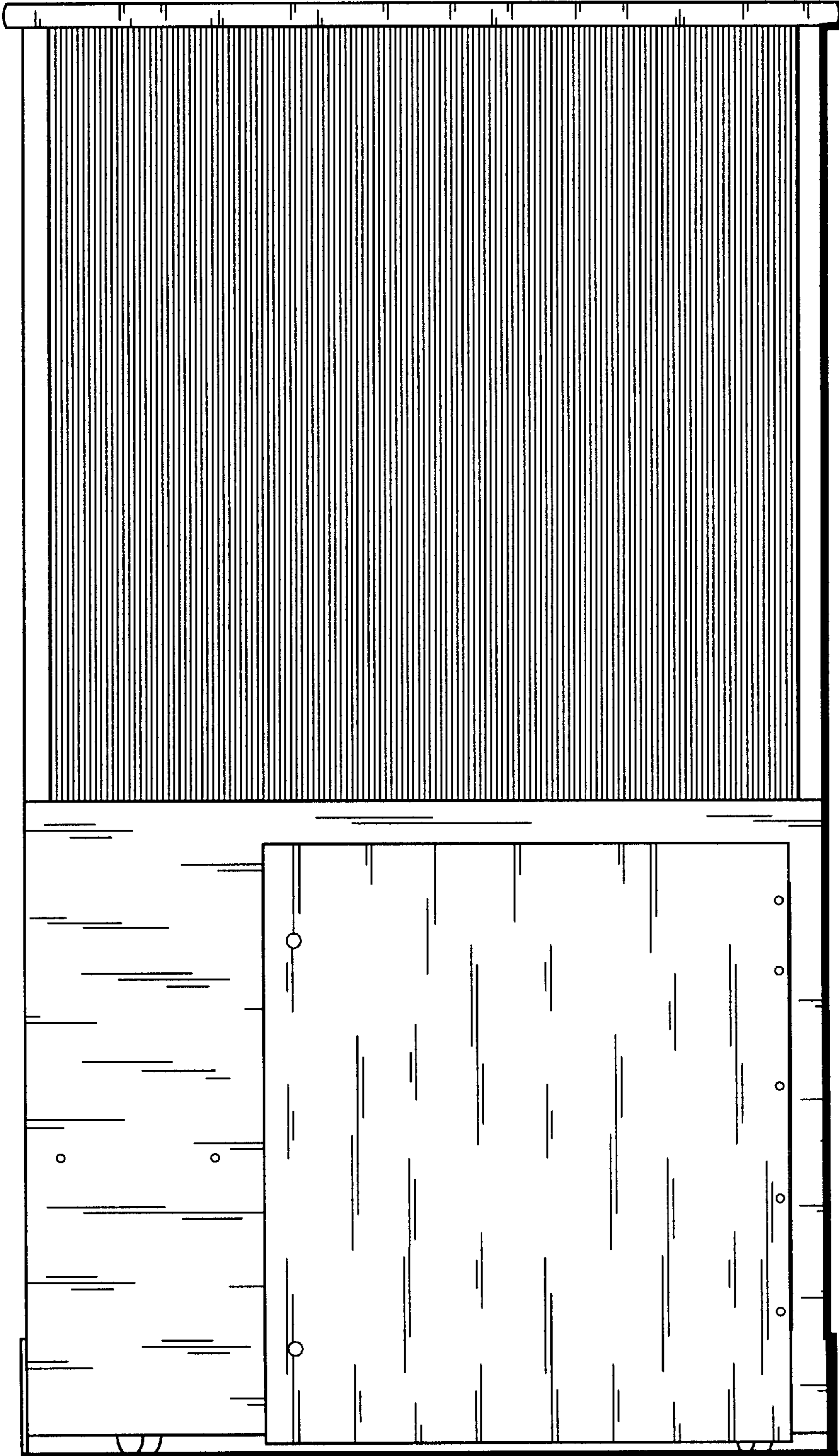


FIG. 4

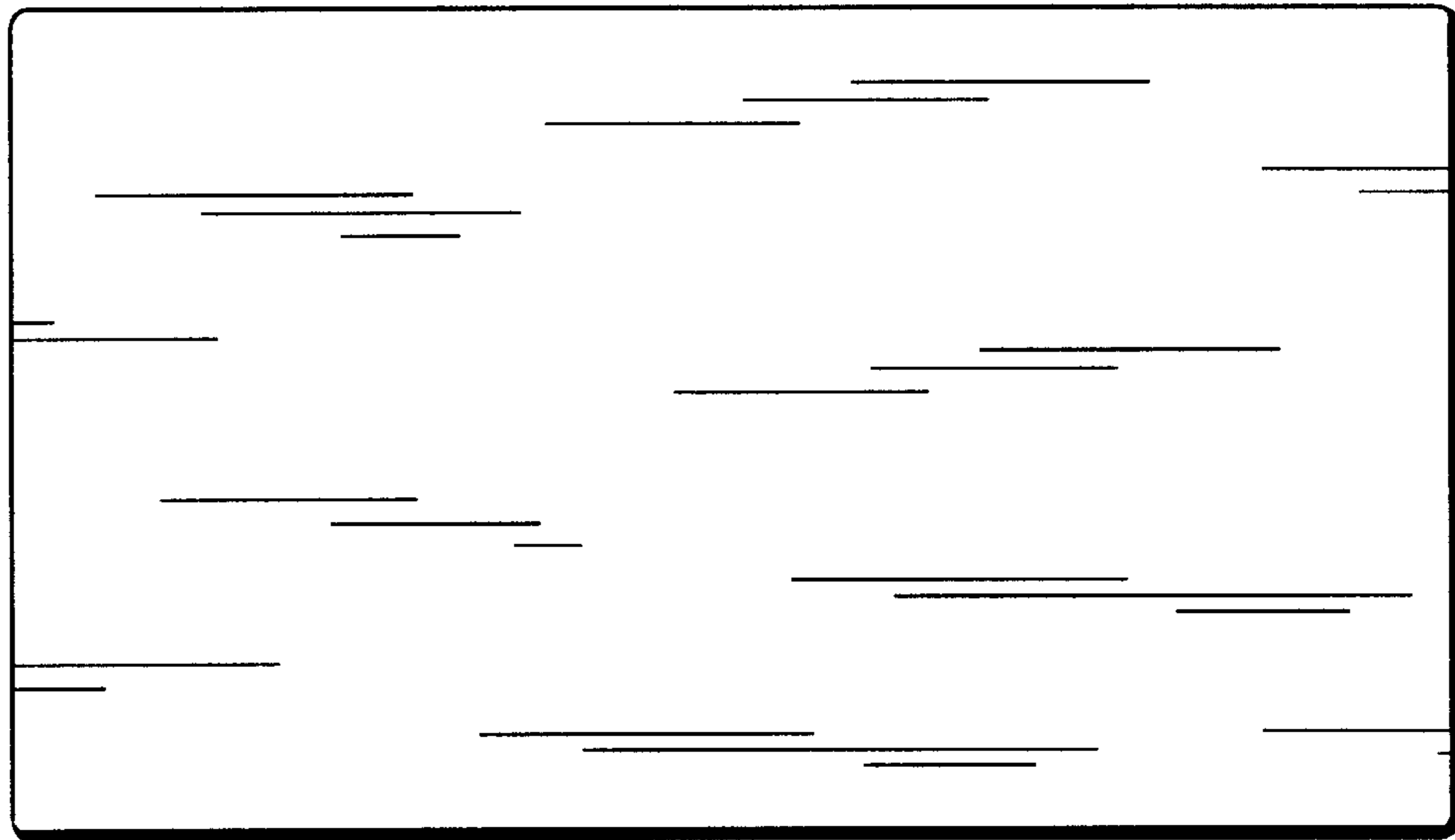


FIG. 5




FIG. 6