

US00D508532S

(12) **United States Design Patent**
Hertz

(10) **Patent No.:** **US D508,532 S**

(45) **Date of Patent:** **** Aug. 16, 2005**

(54) **BUSINESS CARD HOLDER**

(76) **Inventor:** **Allen D. Hertz**, 12784 Tulipwood Cir.,
Boca Raton, FL (US) 33428

(**) **Term:** **14 Years**

(21) **Appl. No.:** **29/185,653**

(22) **Filed:** **Jul. 1, 2003**

(51) **LOC (8) Cl.** **19-02**

(52) **U.S. Cl.** **D19/90; D19/82; D19/97**

(58) **Field of Search** **D6/475; D8/373;**
D19/65, 75, 77, 78, 82, 86, 90, 91, 97,
95, 99, 100; 206/214, 215, 224, 371; 211/10,
11, 13.1, 45, 50, 88.01; 224/482

(56) **References Cited**

U.S. PATENT DOCUMENTS

D182,443 S	*	4/1958	Sherman	D19/90
D250,982 S	*	2/1979	Gilman	D6/475
4,753,346 A	*	6/1988	Tsuji	206/371
4,795,196 A	*	1/1989	Hyun et al.		
4,962,859 A	*	10/1990	Kump		
D316,273 S	*	4/1991	Tsuji	D19/75
D319,666 S	*	9/1991	Kheng		
D337,617 S	*	7/1993	Hall, Jr.		
D338,043 S	*	8/1993	Arro		
5,275,285 A	*	1/1994	Clegg		
5,301,800 A	*	4/1994	Kenney		
5,322,167 A	*	6/1994	Birutis et al.		
5,452,793 A	*	9/1995	DiMeo, Jr. et al.		
D381,044 S	*	7/1997	Larm		
D381,256 S	*	7/1997	Garner	D8/373
5,645,203 A	*	7/1997	Tappenden	224/482
D387,384 S	*	12/1997	Meyer		

D392,680 S	*	3/1998	Shaefer	D19/90
5,727,696 A	*	3/1998	Valiulis		
5,823,353 A	*	10/1998	Perrin et al.		
D402,699 S	*	12/1998	Calhoon		
D408,456 S	*	4/1999	Garner	D19/90
D418,293 S	*	1/2000	Palmer		
D421,272 S	*	2/2000	Patel	D19/90
D425,561 S	*	5/2000	Glasgow		
D443,650 S	*	6/2001	Greenberg	D19/90
D451,550 S	*	12/2001	Cheris et al.		
D484,914 S	*	1/2004	Shields	D19/90

* cited by examiner

Primary Examiner—Martie K. Holtje

(74) *Attorney, Agent, or Firm*—Allen Hertz


(57) **CLAIM**

The ornamental design for a business card holder, as shown and described.

DESCRIPTION

FIG. 1 is a perspective view of a business card holder showing my new design;
FIG. 2 is a top plan view thereof;
FIG. 3 is a left side elevational view thereof;
FIG. 4 is a front elevational view thereof;
FIG. 5 is a right side elevational view thereof;
FIG. 6 is a rear elevational view thereof;
FIG. 7 is a bottom plan view thereof; and,
FIG. 8 is a second perspective view thereof.
The indicia and the business card depicted by means of broken lines in the figures have been shown for illustrative purposes only and form no part of the claimed design.

1 Claim, 4 Drawing Sheets



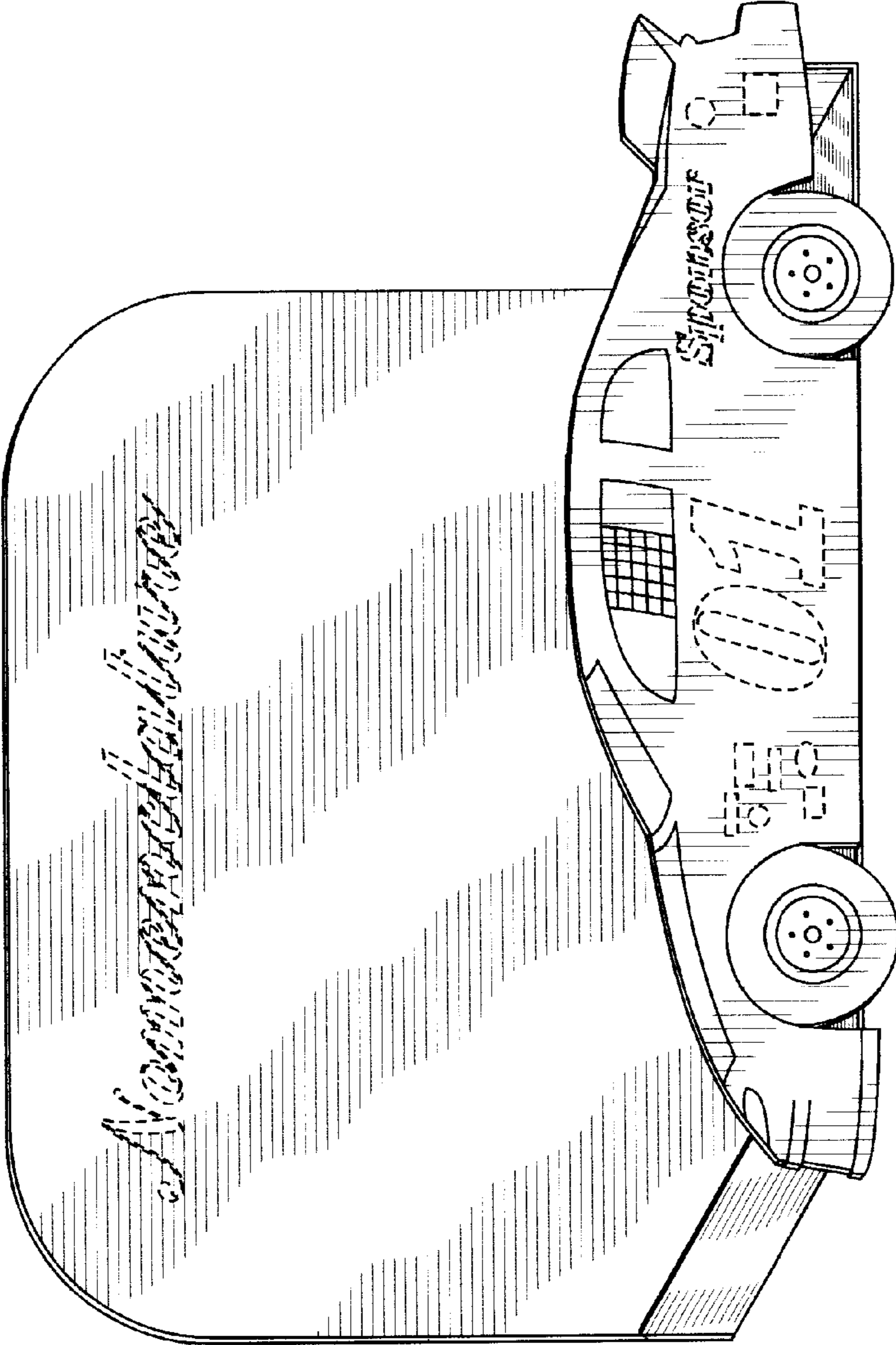


FIG. 1




FIG. 2




FIG. 5

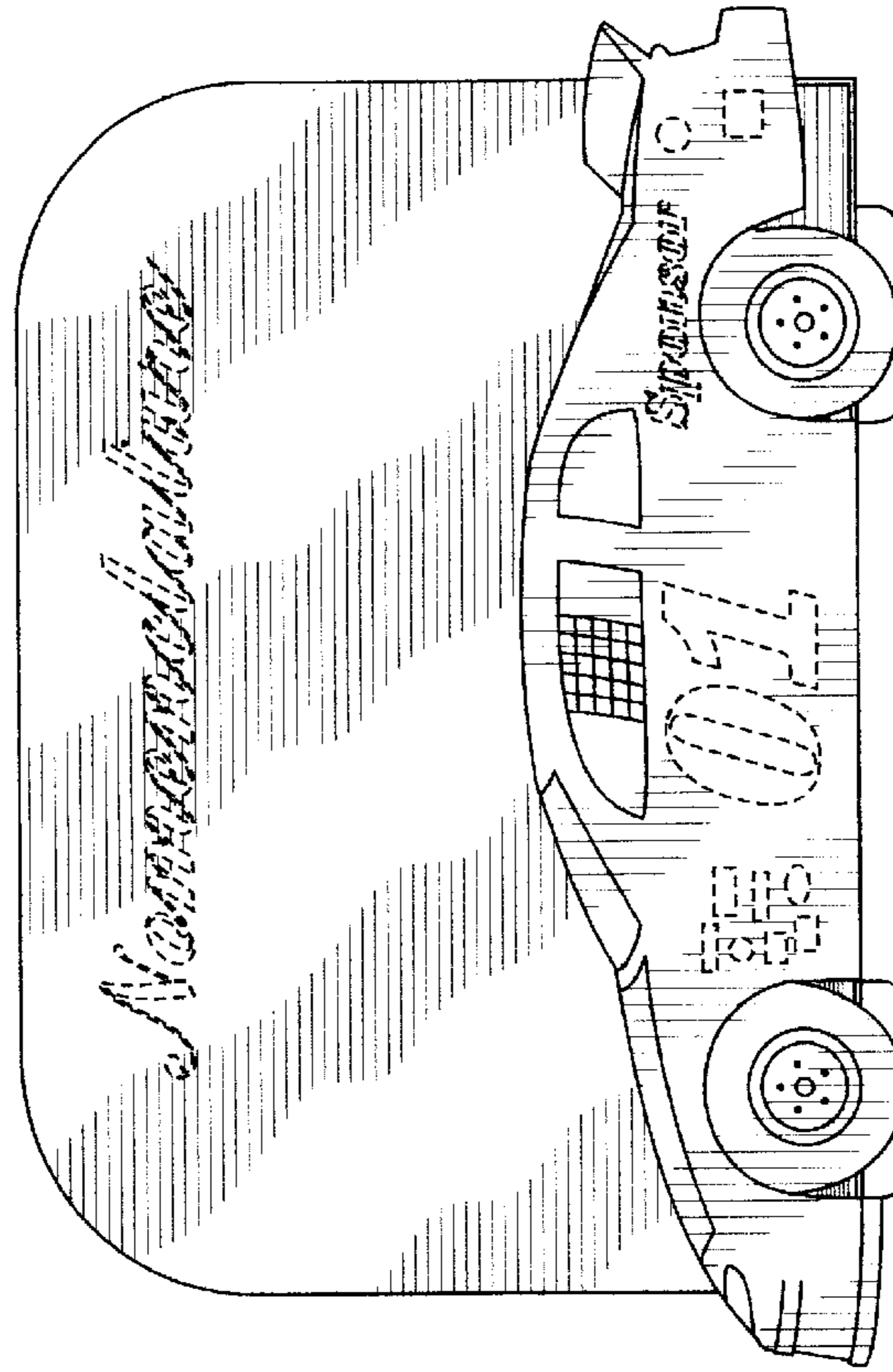


FIG. 4




FIG. 3

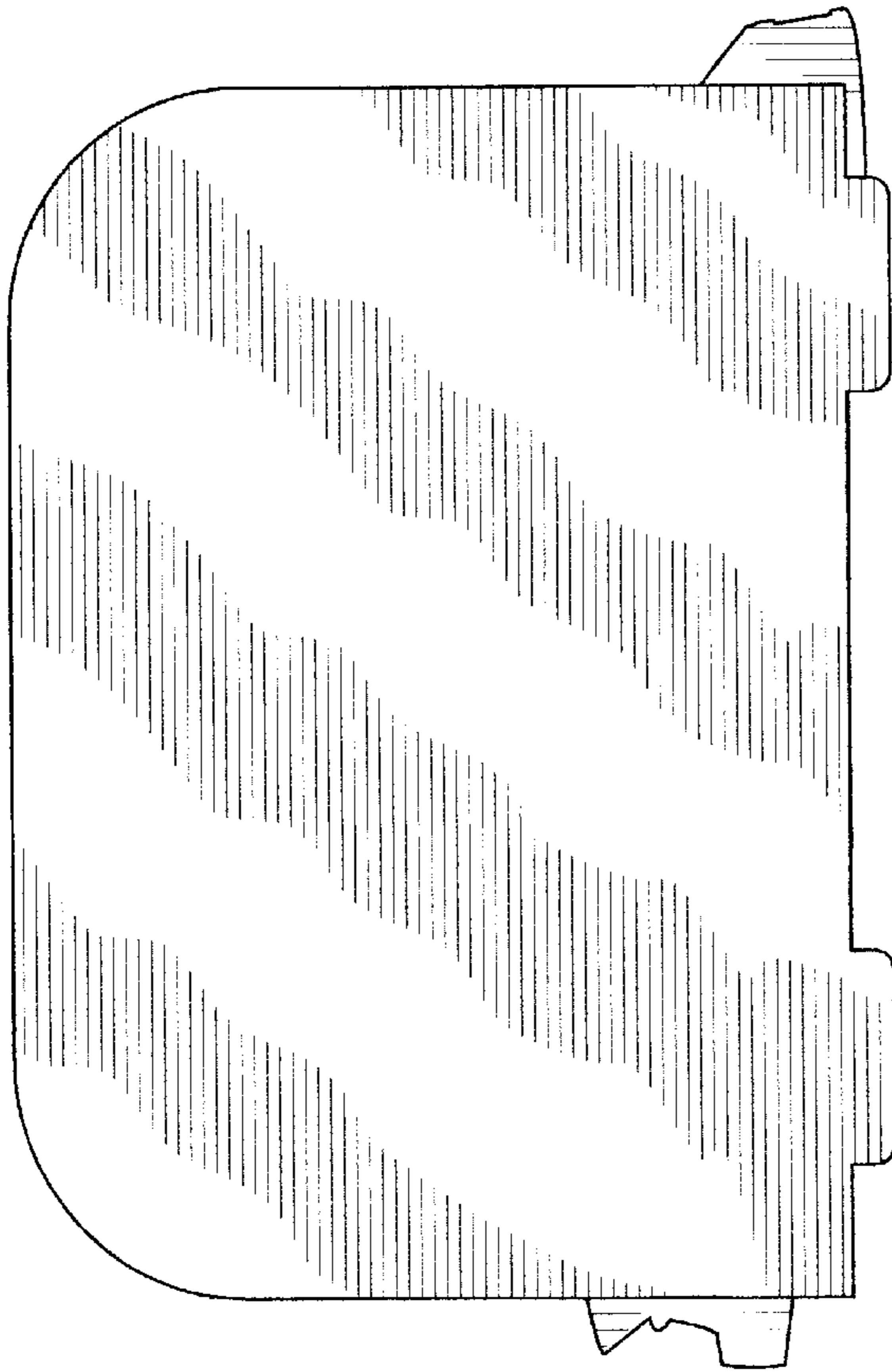


FIG. 6




FIG. 7

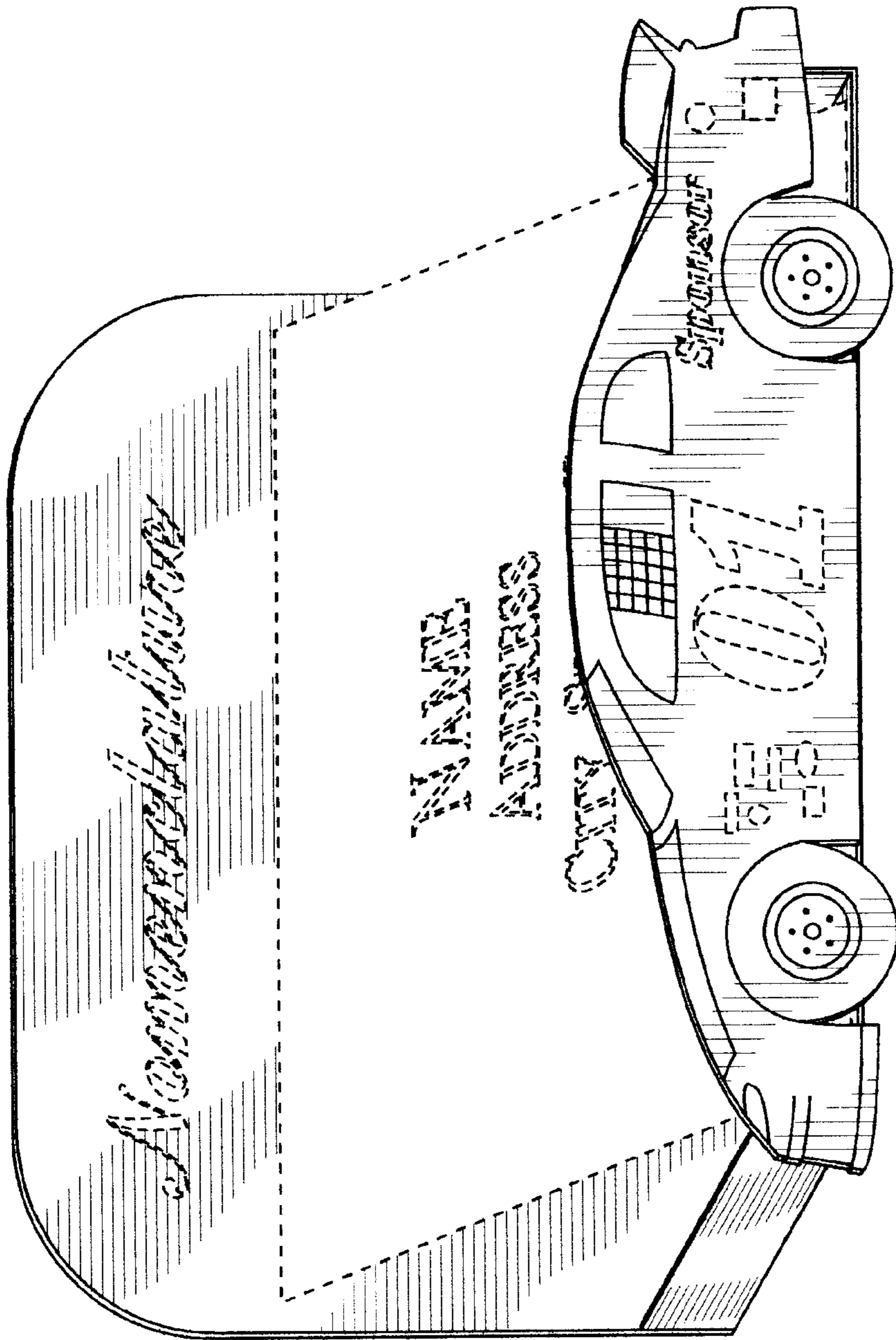


FIG. 8