

US00D508530S

(12) **United States Design Patent**
Qiu

(10) **Patent No.:** **US D508,530 S**

(45) **Date of Patent:** **** Aug. 16, 2005**

(54) **PEN**

(75) **Inventor:** **Zhiming Qiu, Ningbo (CN)**

(73) **Assignee:** **Ningbo Beifa Group Co., Ltd., Ningbo (CN)**

(**) **Term:** **14 Years**

(21) **Appl. No.:** **29/216,187**

(22) **Filed:** **Oct. 29, 2004**

(30) **Foreign Application Priority Data**

May 19, 2004 (CN) 2004301502360

(51) **LOC (8) Cl.** **19-06**

(52) **U.S. Cl.** **D19/51; D19/47; D19/55; D19/56**

(58) **Field of Search** D19/35, 36, 41-51, D19/53-58, 81-85; 401/6, 7, 88, 99-102, 103-106, 107-117, 196, 198, 202, 261, 262; 24/10 R, 11 R, 11 P, 11 PP

(56) **References Cited**

U.S. PATENT DOCUMENTS

D153,679 S * 5/1949 Gruber D19/51
D436,996 S * 1/2001 Izushima D19/47
D472,578 S * 4/2003 Plantz et al. D19/51

D487,773 S * 3/2004 Keda D19/48
D489,408 S * 5/2004 Qiu D19/51
D500,339 S * 12/2004 Yeh D19/51

* cited by examiner

Primary Examiner—Martie K. Holtje

(74) *Attorney, Agent, or Firm*—Christensen O'Connor Johnson Kindness PLLC

(57) **CLAIM**

The ornamental design for a pen, as shown and described.

DESCRIPTION

FIG. 1 is a front left perspective view of a pen showing my new design with the pen tip retracted;
FIG. 2 is a rear right perspective view of the pen shown in FIG. 1 with the pen tip extended;
FIG. 3 is a rear right perspective view of the pen shown in FIG. 2 with the pen tip retracted;
FIG. 4 is front right perspective view of the pen shown in FIG. 1 with the pen tip extended;
FIG. 5 is a front elevation view of the pen shown in FIG. 1;
FIG. 6 is a bottom plan view thereof;
FIG. 7 is a right side view thereof;
FIG. 8 is a rear elevation view thereof;
FIG. 9 is a top plan view thereof; and,
FIG. 10 is a left side view thereof.

1 Claim, 4 Drawing Sheets

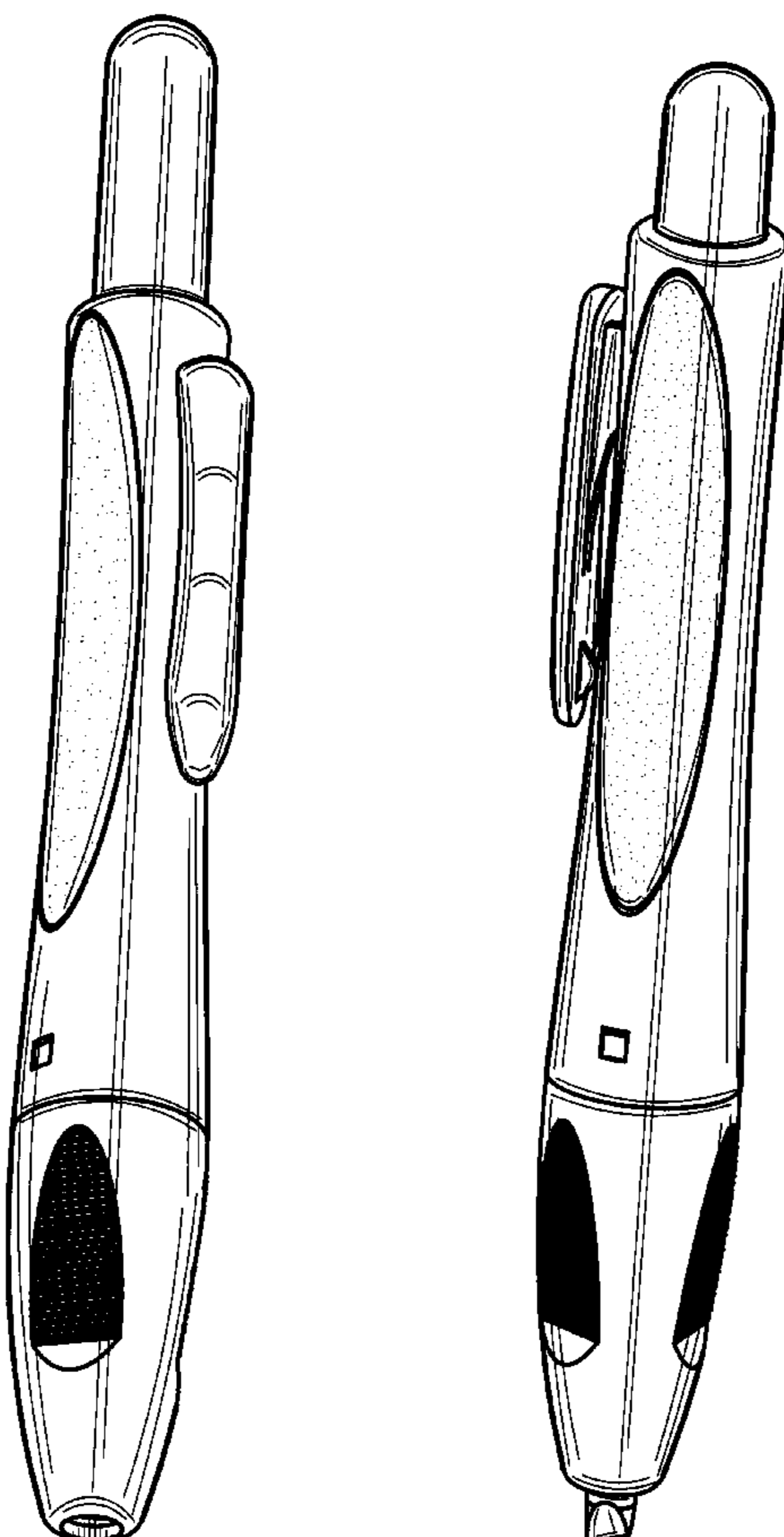


Fig.1.

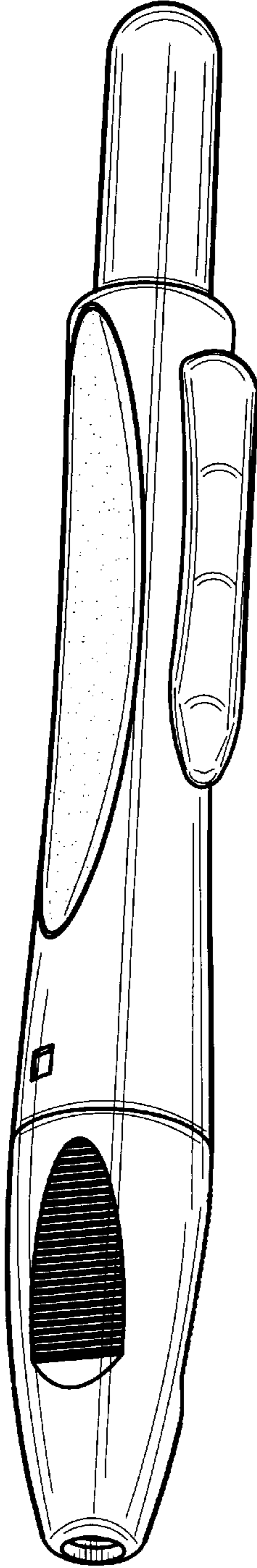


Fig.2.

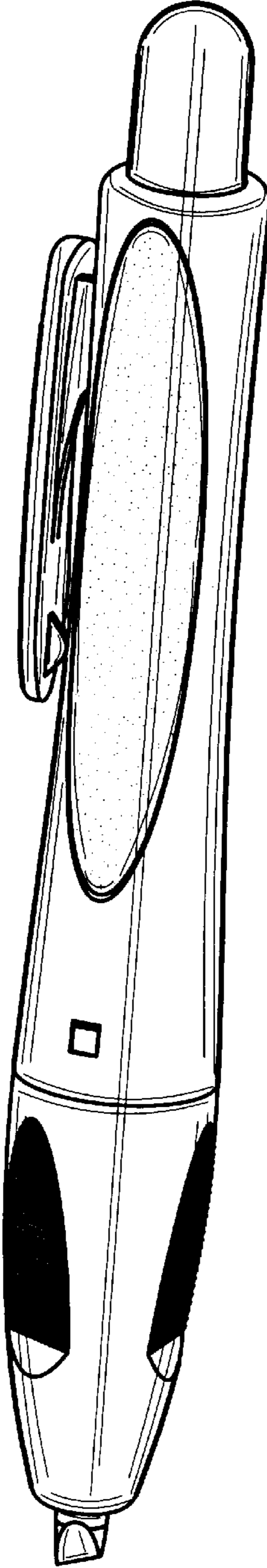


Fig. 3.

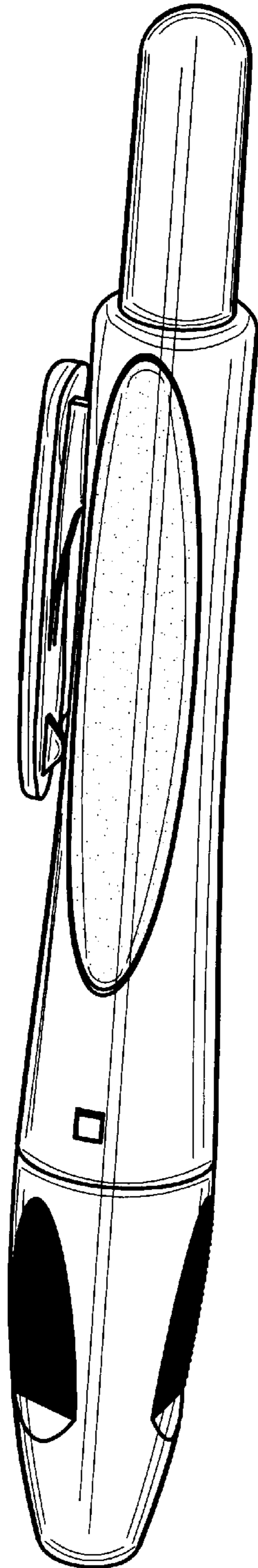
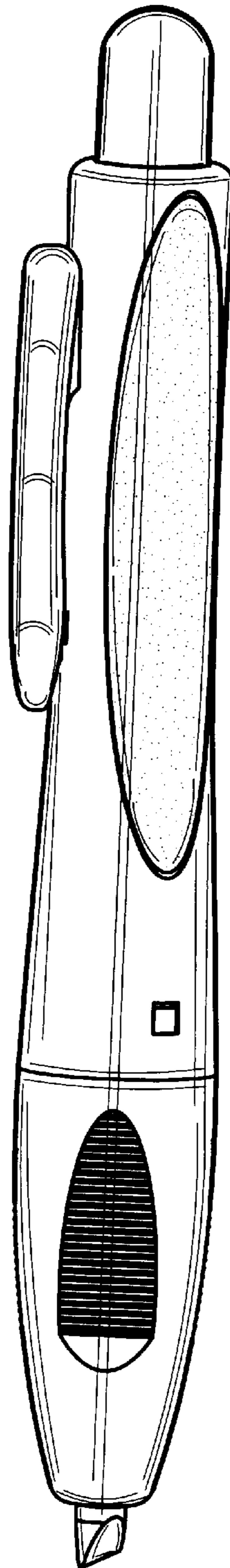


Fig. 4.



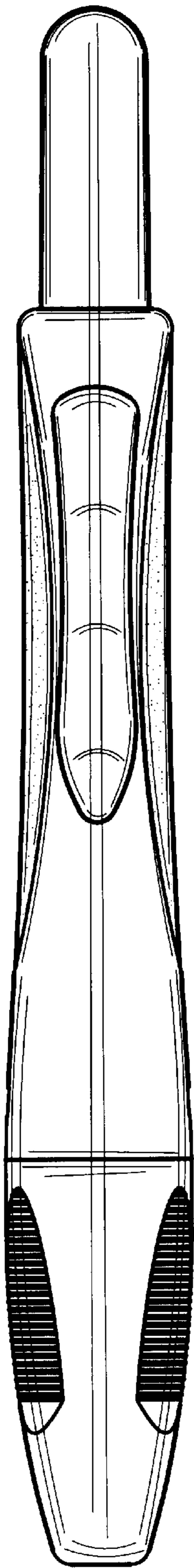


Fig. 5.

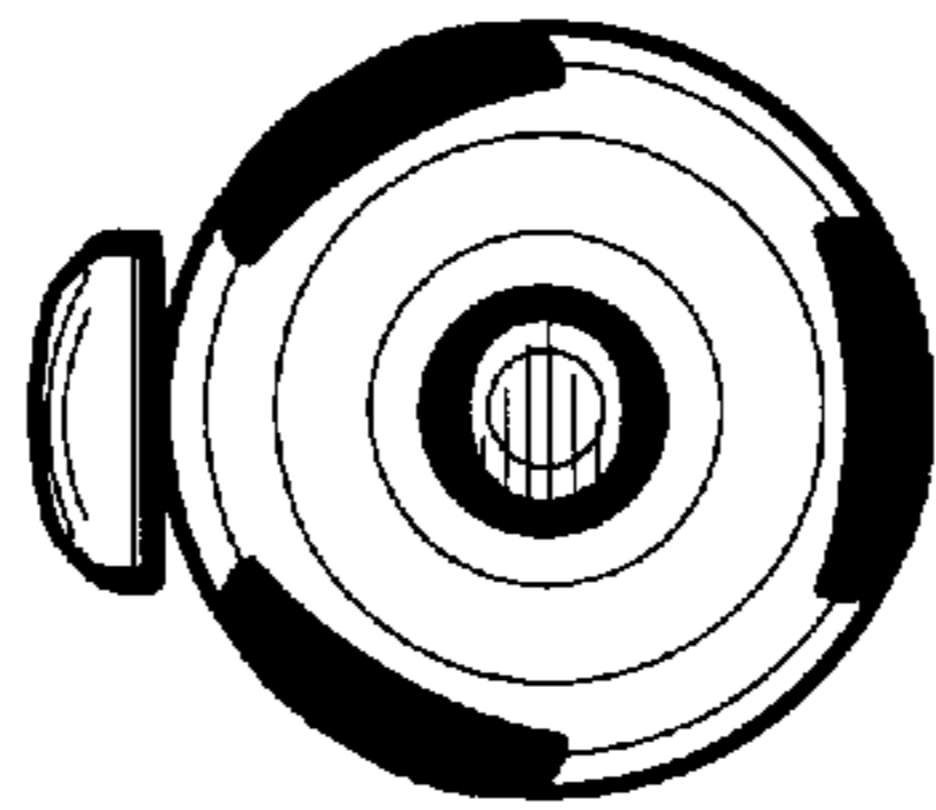


Fig. 6.

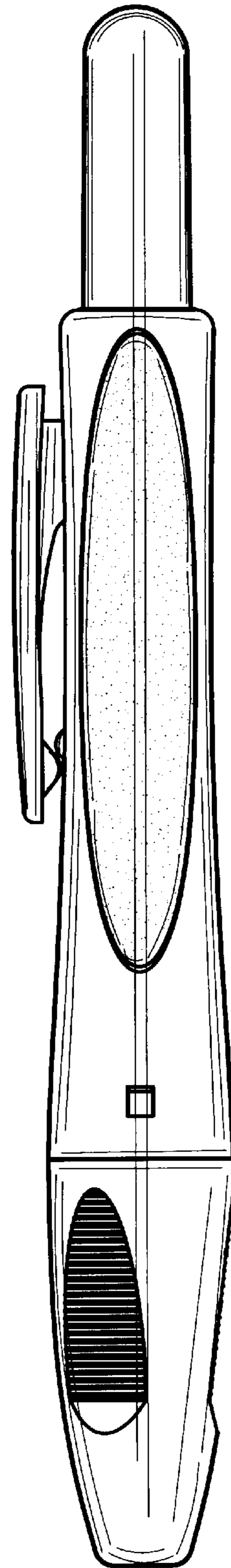


Fig. 7.

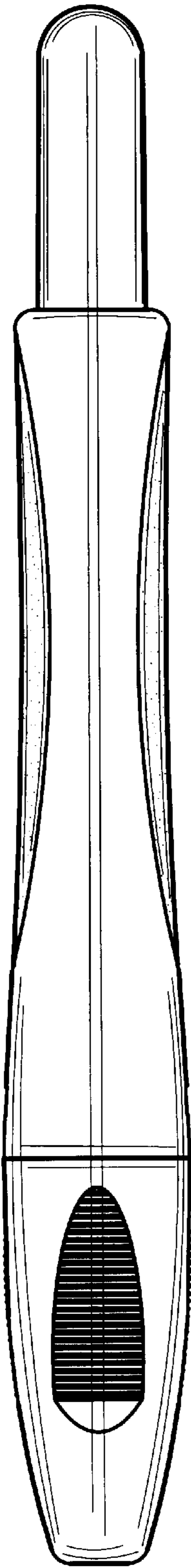


Fig. 8.

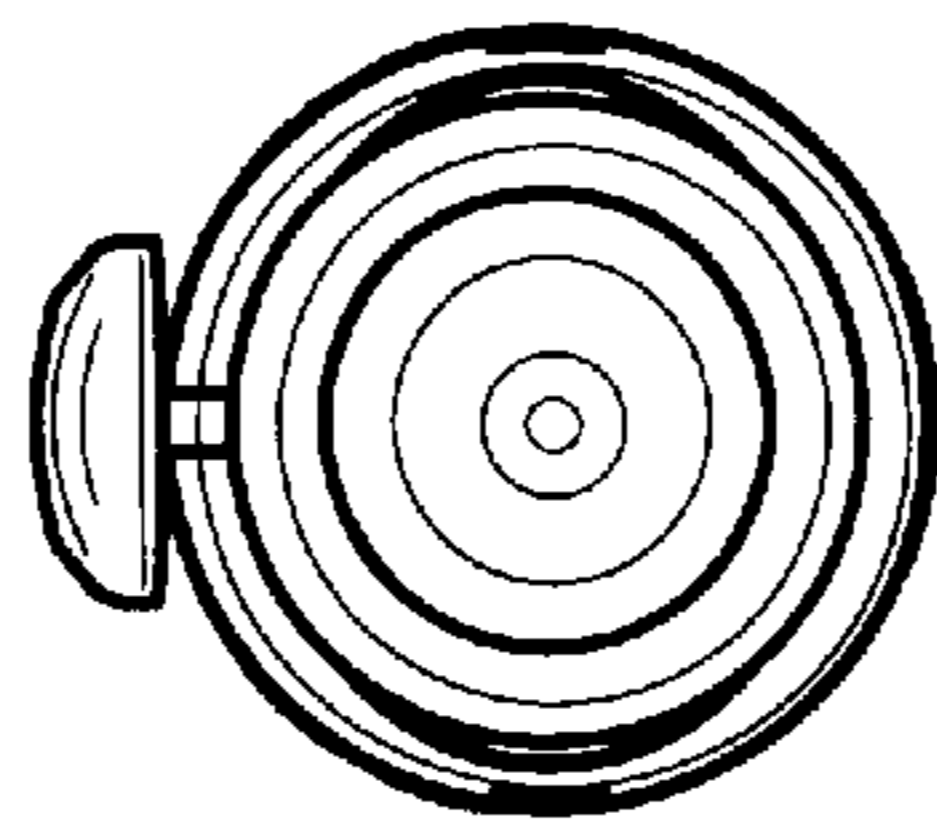


Fig. 9.

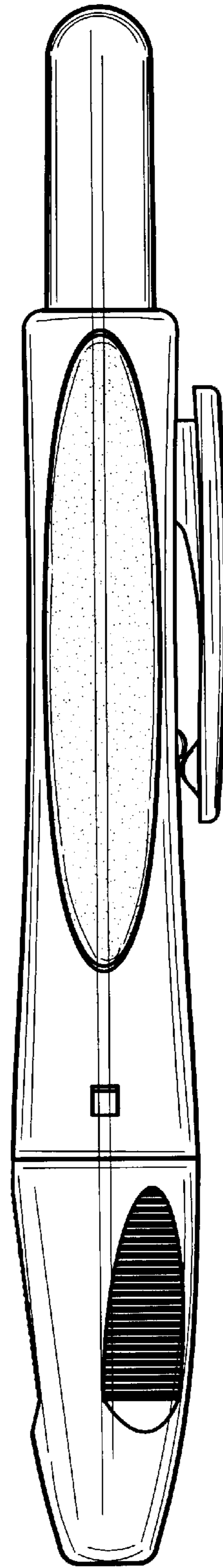


Fig. 10.