

US00D508527S

(12) **United States Design Patent**
Hung

(10) **Patent No.:** **US D508,527 S**

(45) **Date of Patent:** **** Aug. 16, 2005**

(54) **MARKER**

(75) **Inventor:** **Peter M. H. Hung**, Kowloon (HK)

(73) **Assignee:** **Fulon Development Limited**, Kowloon (HK)

(**) **Term:** **14 Years**

(21) **Appl. No.:** **29/221,942**

(22) **Filed:** **Jan. 25, 2005**

(51) **LOC (8) Cl.** **19-06**

(52) **U.S. Cl.** **D19/36; D19/43; D19/56**

(58) **Field of Search** D19/35, 36, 41-51,
D19/53-58, 81-85; 401/18-21, 29-34,
52, 98, 195, 196, 198, 202, 213, 109, 243-247,
261, 262; 24/10 R, 11 R, 11 P, 11 PP

(56) **References Cited**

U.S. PATENT DOCUMENTS

- 1,523,904 A * 1/1925 Sato 401/243
- 3,343,292 A * 9/1967 Jorgensen 401/195
- 3,792,931 A * 2/1974 Ganz 401/109

- D306,316 S * 2/1990 Shintani D19/36
- D404,069 S * 1/1999 Hasegawa D19/36
- D414,201 S * 9/1999 Larson et al. D19/36
- D443,642 S * 6/2001 Tsuchikura D19/36
- D484,186 S * 12/2003 Monti D19/43

* cited by examiner

Primary Examiner—Martie K. Holtje

(74) *Attorney, Agent, or Firm*—Rabin & Berdo, P.C.

(57) **CLAIM**

The ornamental design for a marker, as shown and described.

DESCRIPTION

FIG. 1 is a front view of a marker showing my new design;
FIG. 2 is a left side view thereof;
FIG. 3 is a right side view thereof;
FIG. 4 is a rear view thereof;
FIG. 5 is a top end view thereof;
FIG. 6 is a bottom end view thereof; and,
FIG. 7 is a front view with caps separated.

1 Claim, 2 Drawing Sheets

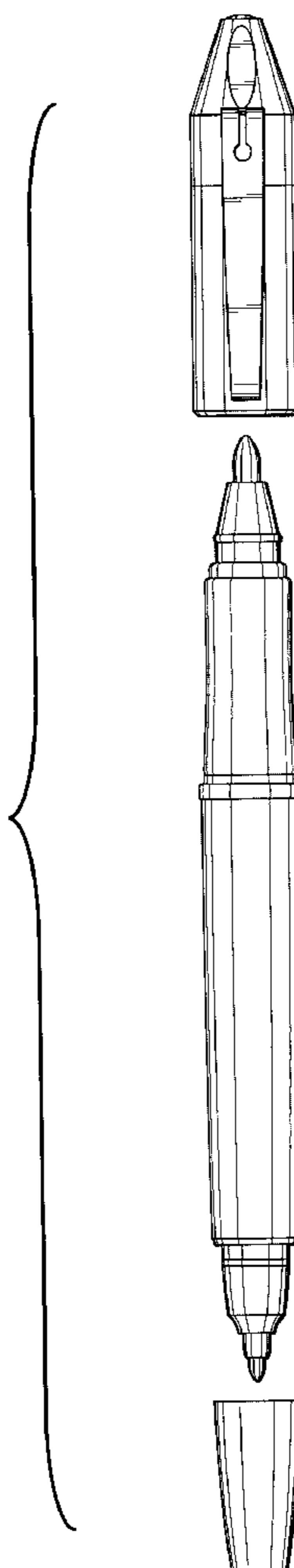


FIG. 5

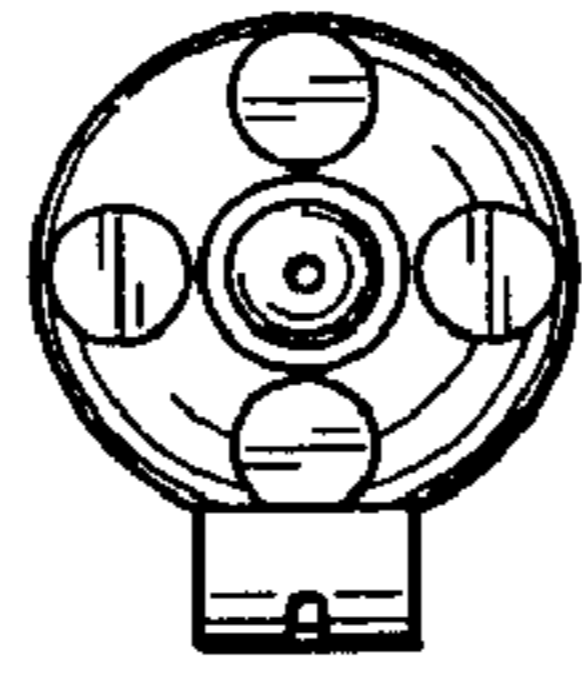


FIG. 6

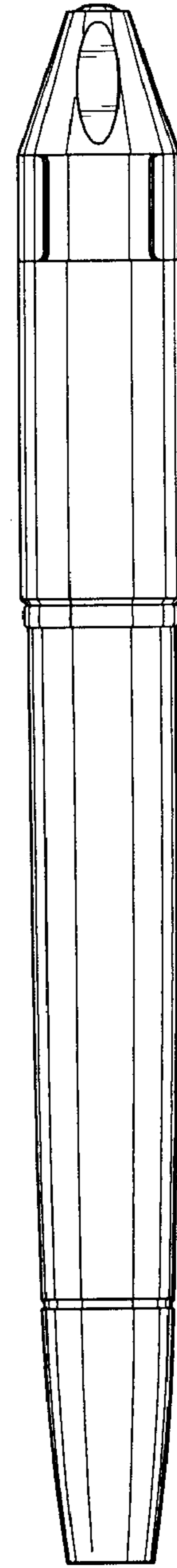
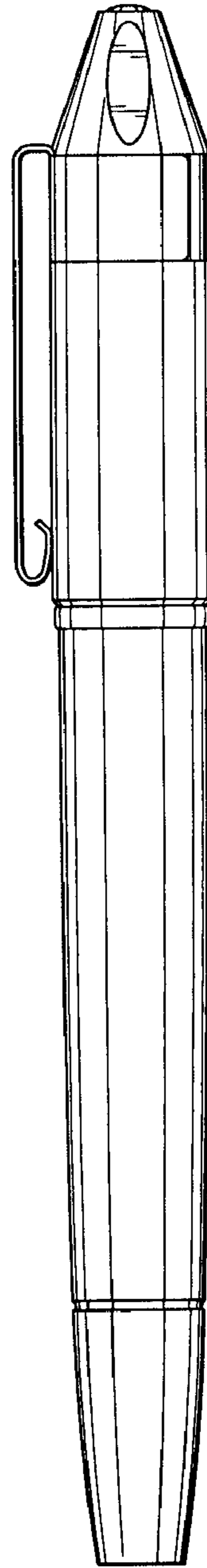
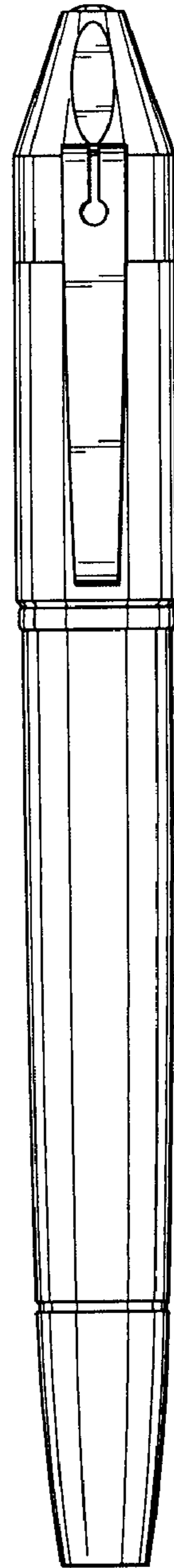
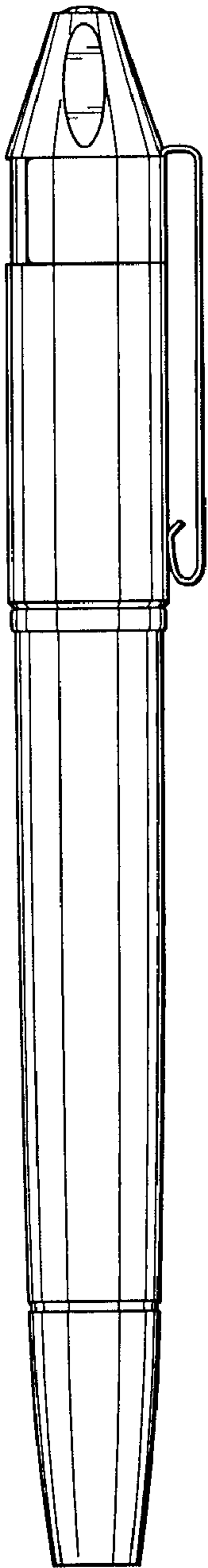
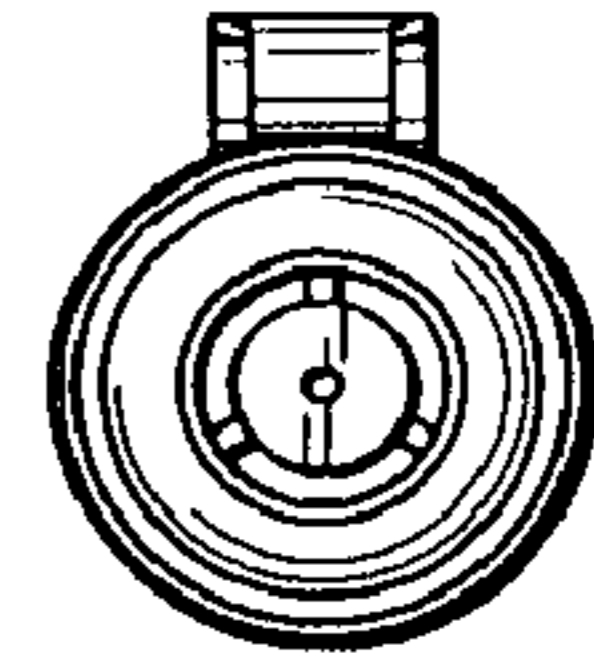


FIG. 2

FIG. 1

FIG. 3

FIG. 4

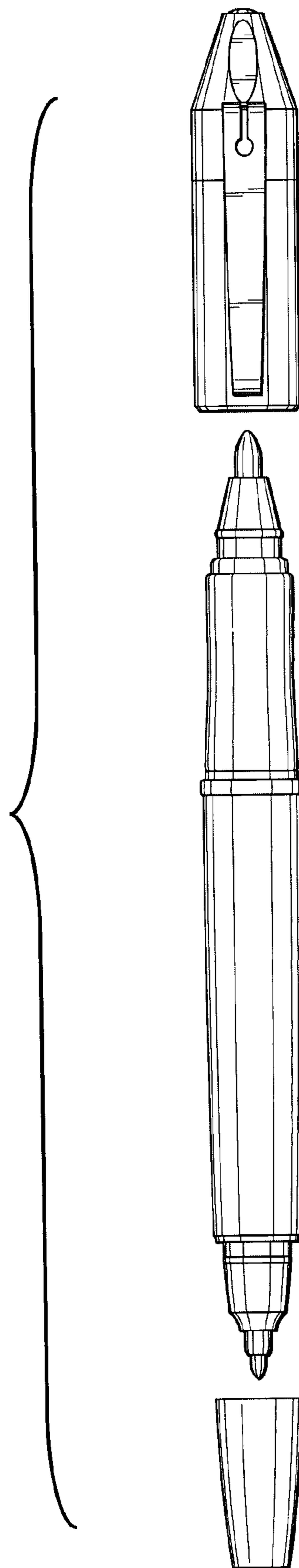


FIG. 7