

US00D508522S

(12) **United States Design Patent** (10) **Patent No.:** **US D508,522 S**
McCormack (45) **Date of Patent:** **** Aug. 16, 2005**

(54) **ORGANIZER COVER**

(75) Inventor: **Leanne Marie McCormack**, Guilford, NY (US)

(73) Assignee: **MeadWestvaco**, Stamford, CT (US)

(**) Term: **14 Years**

(21) Appl. No.: **29/175,439**

(22) Filed: **Feb. 5, 2003**

(51) **LOC (8) Cl.** **19-04**

(52) **U.S. Cl.** **D19/26**

(58) **Field of Search** D3/301, 303; D6/631; D19/26, 27, 28, 29, 30, 31, 32, 33, 86; 281/15.1, 21.1, 29, 30, 34, 38, 40, 41; 402/1, 3, 4, 22, 23, 24, 70, 73, 74, 500, 501

(56) **References Cited**

U.S. PATENT DOCUMENTS

2,038,319 A *	4/1936	Stanley	132/312
2,252,783 A *	8/1941	Potts et al.	402/70
2,623,566 A *	12/1952	Kibler	190/125
2,778,397 A *	1/1957	Carrasco	190/119
D259,749 S	7/1981	McDonald	D3/58
D271,887 S	12/1983	Williams	D19/26
D279,113 S	6/1985	Beall	D19/26
D303,042 S *	8/1989	Mackey	D6/630
5,013,068 A *	5/1991	Maldonado	281/31
D322,628 S	12/1991	Young	D19/26
5,445,251 A *	8/1995	Redwood	190/109
5,642,809 A *	7/1997	Mayville	206/204
D383,492 S *	9/1997	Siemon et al.	D19/26
D386,522 S	11/1997	Van Osch	D19/26
D386,677 S	11/1997	Abiteboul	D9/326
D389,001 S *	1/1998	Alves	D6/634
D391,605 S *	3/1998	Wyant	D19/27
D403,915 S *	1/1999	Temple et al.	D6/631
D407,432 S *	3/1999	Tell	D19/26

5,916,280 A *	6/1999	Lantz	70/68
D419,186 S *	1/2000	Moor	D19/27
6,017,062 A *	1/2000	White	281/29
D424,804 S *	5/2000	Isaacson	D3/303
D428,755 S *	8/2000	Bergh	D6/631
6,095,564 A *	8/2000	Wien	281/15.1
6,099,188 A *	8/2000	Ovitt et al.	402/79
D434,796 S *	12/2000	Coleman	D19/27
D452,612 S *	1/2002	Alexandroff	D3/265
D455,930 S *	4/2002	Eskandry	D6/631
6,394,497 B1 *	5/2002	Ho	281/29
D458,304 S	6/2002	Gilbert	D19/26
D465,087 S *	11/2002	Shapiro	D3/303
6,488,433 B2 *	12/2002	Wien et al.	402/73
6,672,452 B1 *	1/2004	Alves et al.	206/232

* cited by examiner

Primary Examiner—Joel A. Sincavage

Assistant Examiner—Elizabeth Albert

(74) *Attorney, Agent, or Firm*—Lawrence P. Trapani

(57) **CLAIM**

The ornamental design for an organizer cover, as shown and described.

DESCRIPTION

FIG. 1 is a perspective view of an organizer cover showing our new design;

FIG. 2 is a front elevation view thereof;

FIG. 3 is a right side elevation view thereof;

FIG. 4 is a left side elevation view thereof;


FIG. 5 is a top plan view thereof; and,

FIG. 6 is a bottom plan view thereof.

The evenly spaced broken lines shown in the drawing represent a pattern of stitching.

The long and short broken lines are for illustrative purposes only and form no part of the claimed design.

1 Claim, 2 Drawing Sheets






FIG. 1

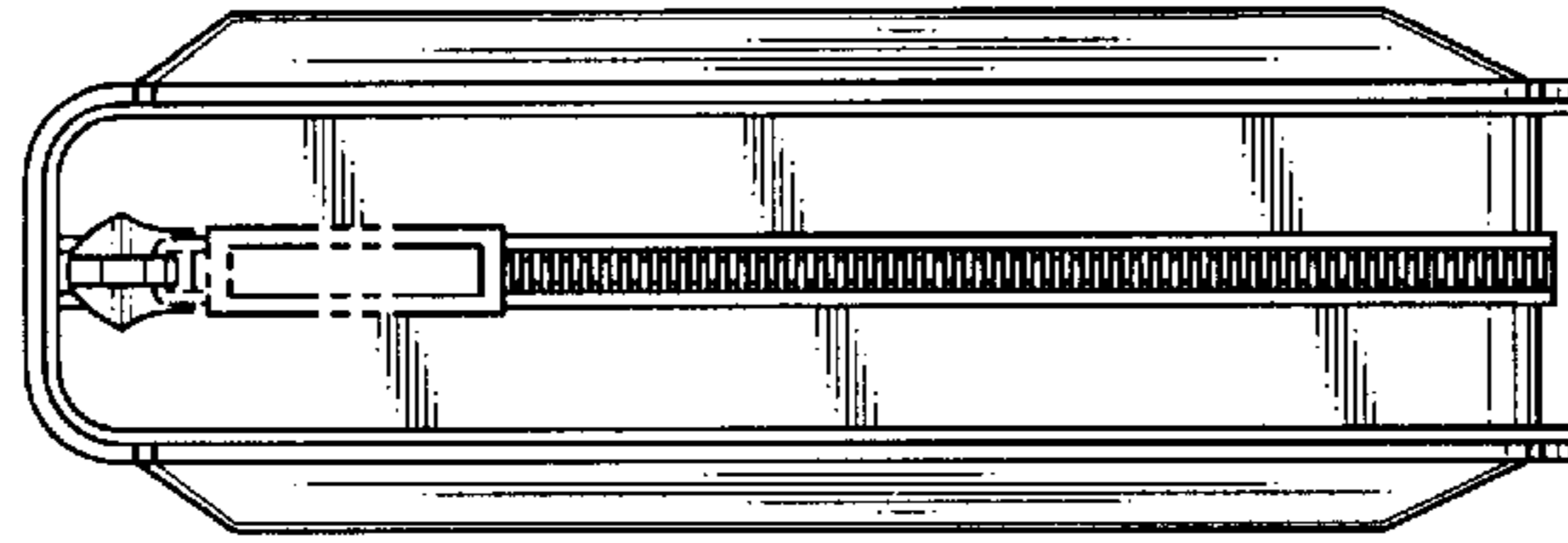


FIG. 5




FIG. 4



FIG. 2

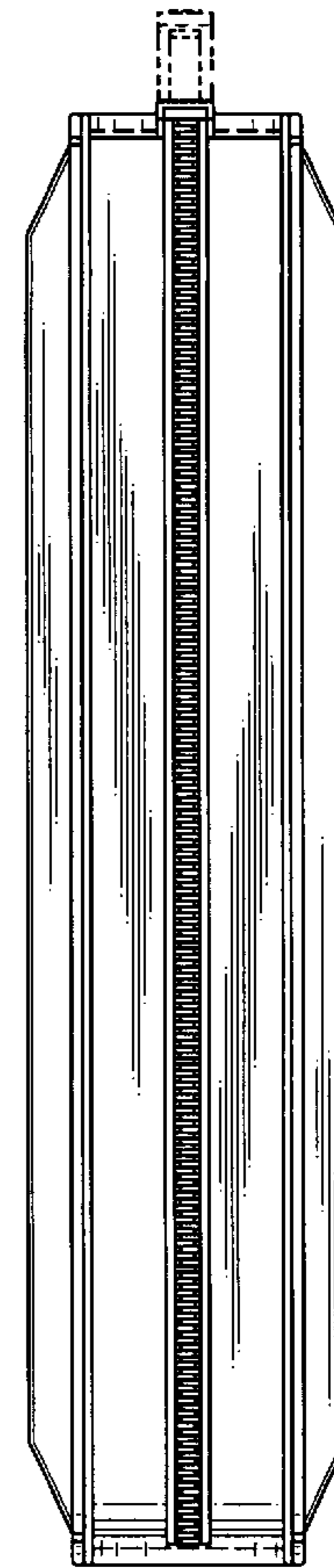


FIG. 3

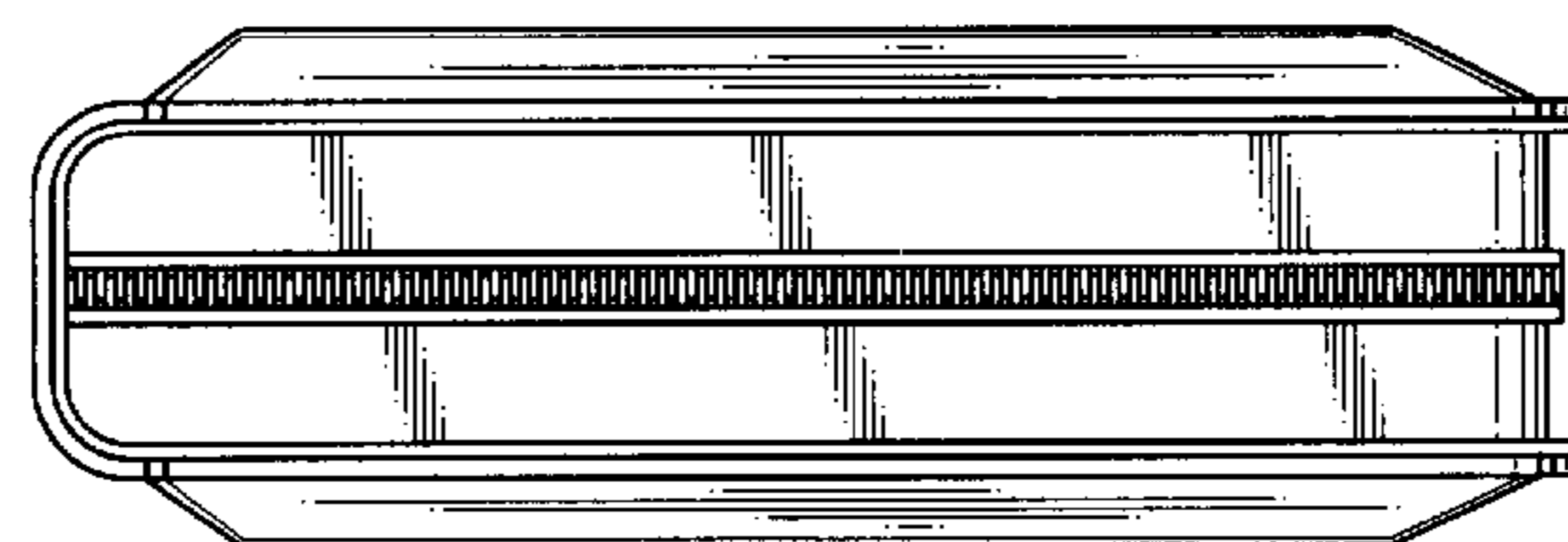


FIG. 6

UNITED STATES PATENT AND TRADEMARK OFFICE
CERTIFICATE OF CORRECTION

PATENT NO. : Des. 508,522 S
DATED : August 16, 2005
INVENTOR(S) : McCormack et al.

Page 1 of 1

It is certified that error appears in the above-identified patent and that said Letters Patent is hereby corrected as shown below:

Title page.

Item [75], Inventor, should read:

-- [75] Inventors: **Leanne Marie McCormack**, Guilford, NY
and **Melissa Ann Beardslee**, Walton, NY --.

Item [73], Assignee, should read:

-- [73] Assignee: **MeadWestvaco Corporation**, Stamford, CT (US) --.

Signed and Sealed this

Fifteenth Day of November, 2005

A handwritten signature in black ink that reads "Jon W. Dudas". The signature is written in a cursive style with a large, looped initial "J" and a stylized "D".

JON W. DUDAS

Director of the United States Patent and Trademark Office