

US00D508520S

(12) **United States Design Patent**
Suzuki et al.

(10) **Patent No.: US D508,520 S**

(45) **Date of Patent: ** Aug. 16, 2005**

(54) **ELECTRONIC CALCULATOR**

(75) Inventors: **Tadashi Suzuki**, Kawasaki (JP); **Kenji Takahata**, Kawagoe (JP); **Yo Wada**, Tokyo (JP)

(73) Assignee: **Casio Computer Co., Ltd.**, Tokyo (JP)

(**) Term: **14 Years**

(21) Appl. No.: **29/201,545**

(22) Filed: **Mar. 16, 2004**

(51) **LOC (8) Cl.** **18-01**

(52) **U.S. Cl.** **D18/11**

(58) **Field of Search** D18/1, 2, 4.1-4.6,
D18/6-7, 10, 11; D14/341, 342, 343, 345,
346; 235/419-434, 61 R-60.22; 364/705.06,
705.07, 706-710; 200/5 A

(56) **References Cited**

U.S. PATENT DOCUMENTS

D226,197 S	*	1/1973	Liljenwall	D18/6
D227,472 S	*	6/1973	Hikawa	D18/7
D246,042 S	*	10/1977	Fossella et al.	D14/245
D256,924 S	*	9/1980	Ohie et al.	D18/2
D289,413 S	*	4/1987	Endo et al.	D18/7
D294,151 S	*	2/1988	Kuo	D18/7
D298,547 S	*	11/1988	Yoshioka et al.	D18/7

D309,748 S	*	8/1990	Kobayashi	D18/7
D322,088 S	*	12/1991	Sawada et al.	D18/7
D369,616 S	*	5/1996	Yurkovic	D18/7
D394,079 S	*	5/1998	Leung	D18/7
D468,761 S	*	1/2003	Mizusugi	D18/4.1
D477,625 S	*	7/2003	Hsu	D18/7

* cited by examiner

Primary Examiner—Caron D. Veynar

(74) *Attorney, Agent, or Firm*—Frishauf, Holtz, Goodman & Chick, P.C.

(57) **CLAIM**

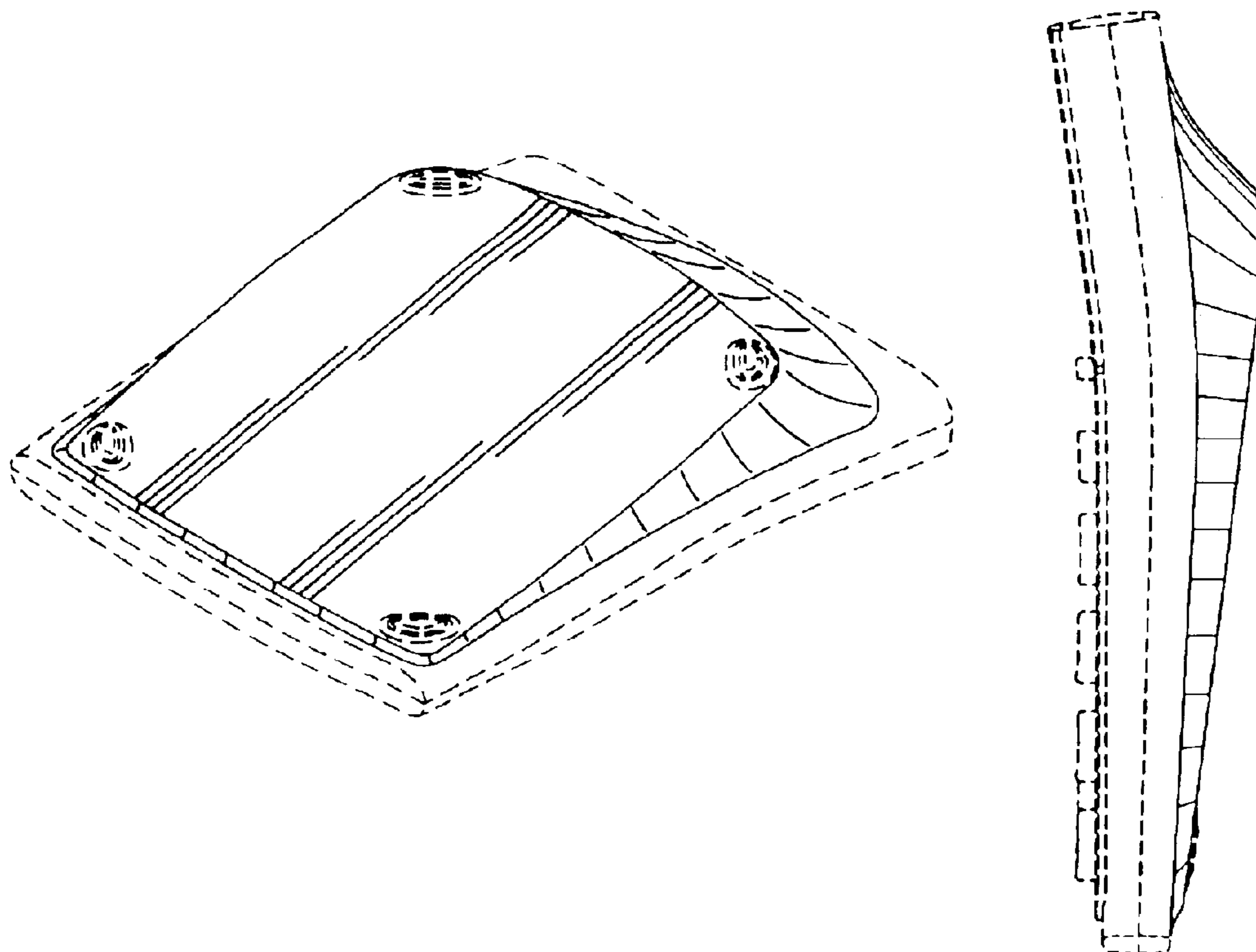
The ornamental design for an electronic calculator, as shown and described.

DESCRIPTION

FIG. 1 is a reduced scale front, right side, bottom perspective view of an electronic calculator showing our new design; FIG. 2 is a front elevational view thereof; FIG. 3 is a rear elevational view thereof; FIG. 4 is a left side view thereof; FIG. 5 is a right side view thereof; FIG. 6 is a top plan view thereof; and, FIG. 7 is a bottom plan view thereof.

The broken line showing is for illustrative purposes only and forms no part of the claimed design.

1 Claim, 5 Drawing Sheets



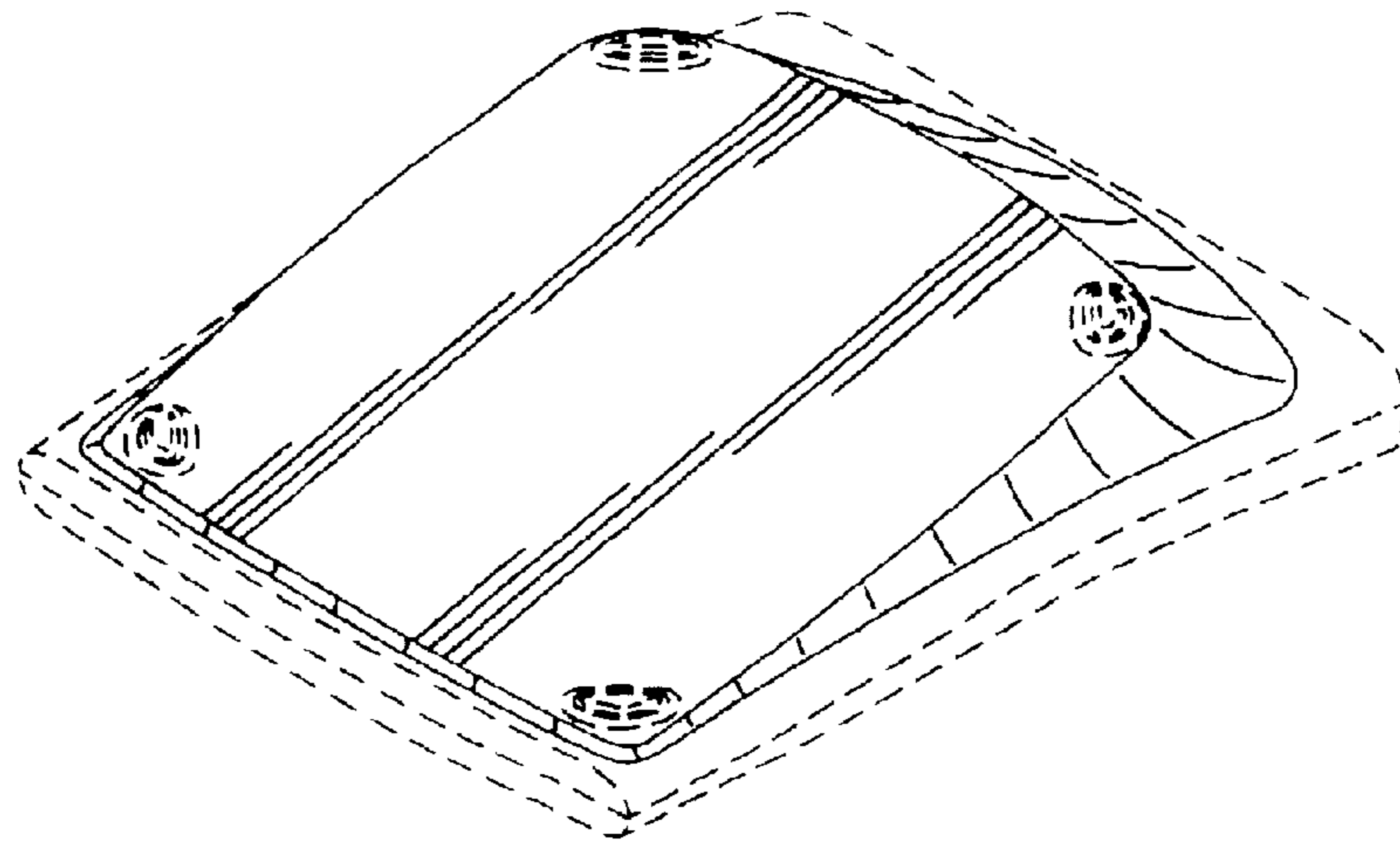


FIG. 1




FIG. 2

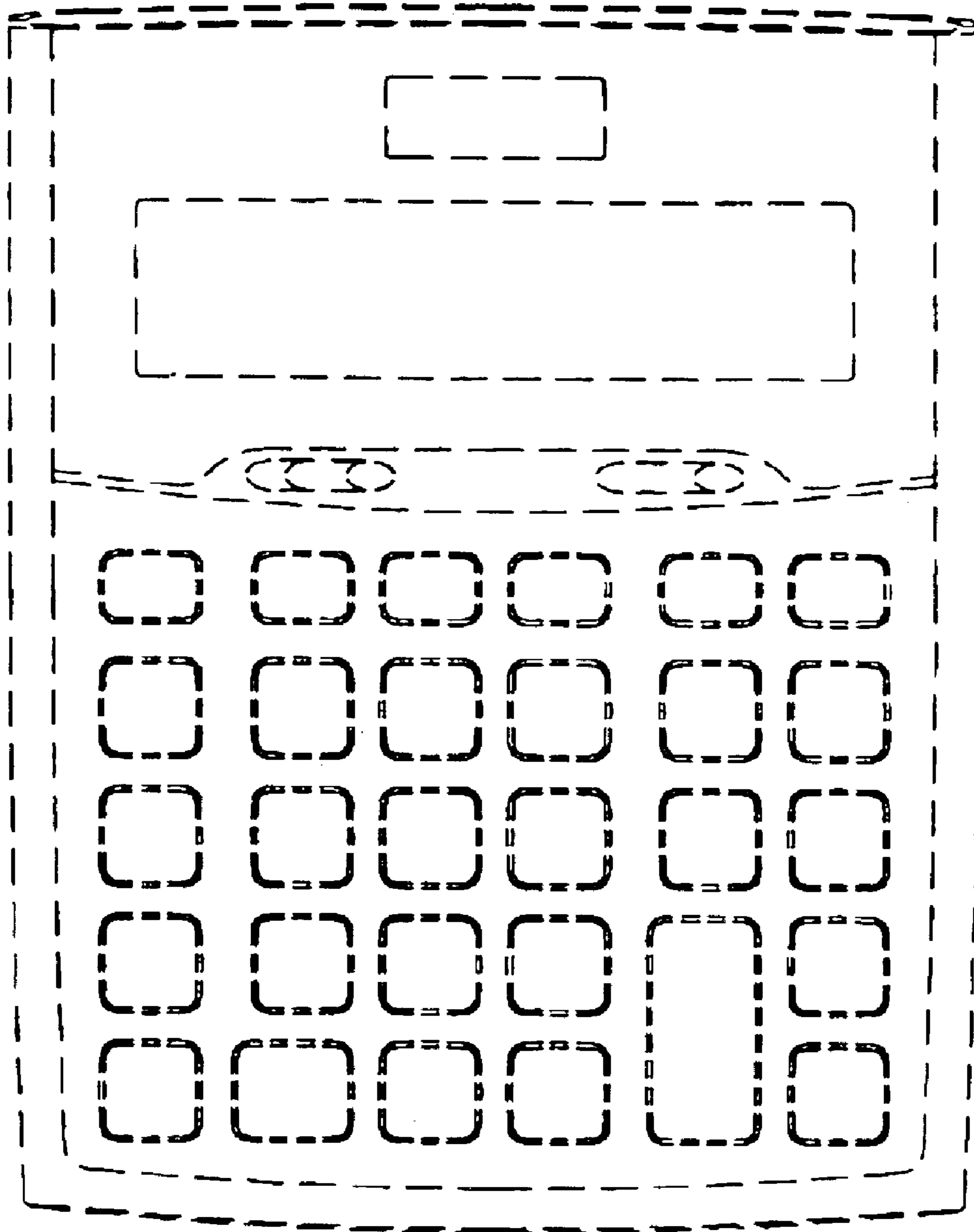


FIG. 3

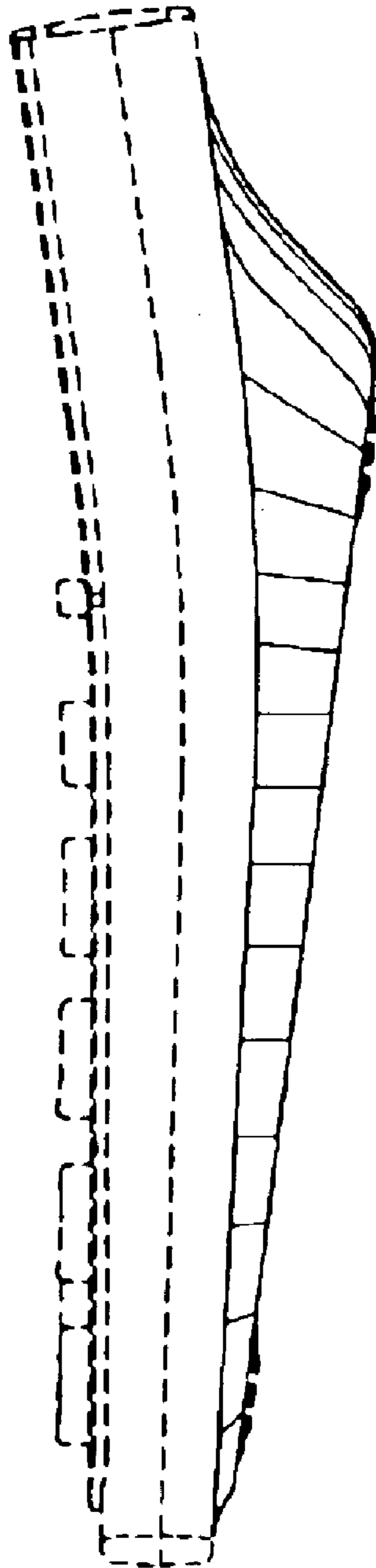


FIG. 4

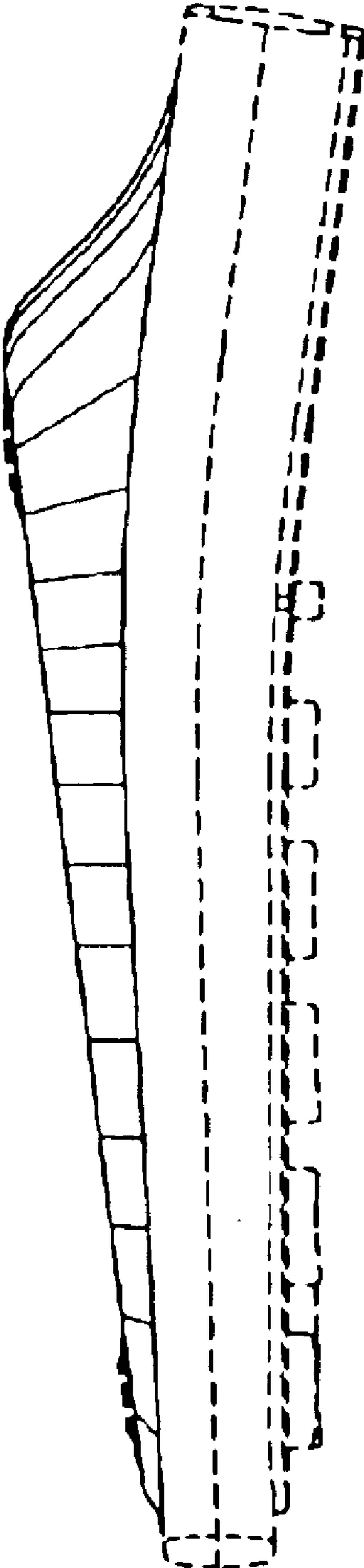


FIG. 5

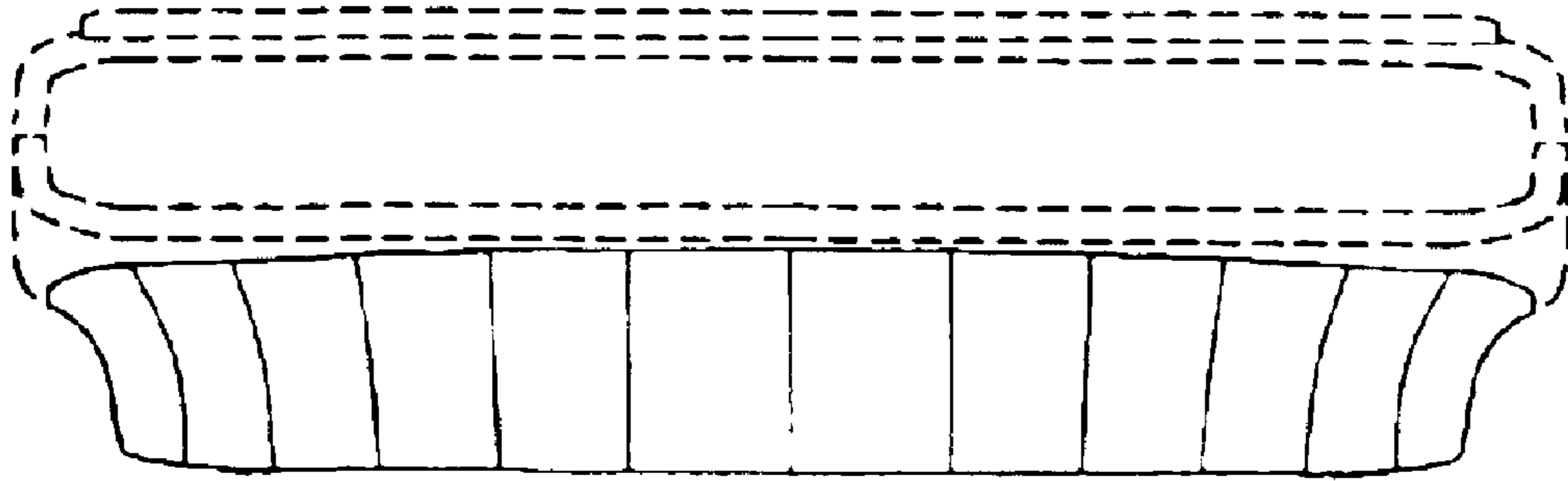


FIG. 6

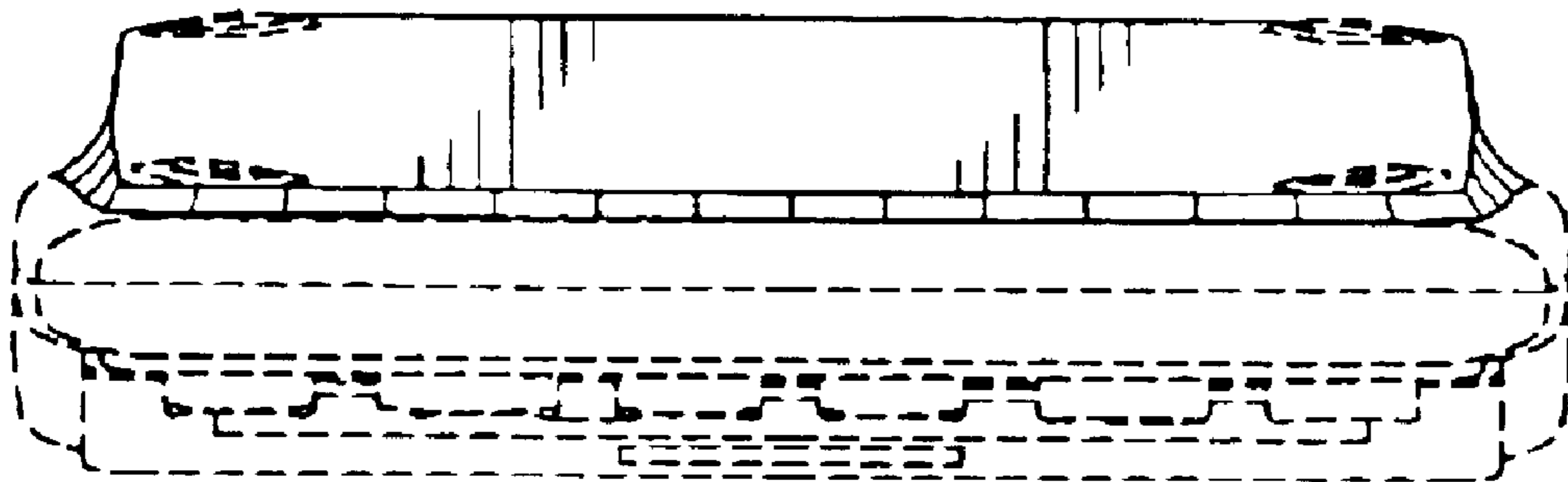


FIG. 7