



US00D508517S

(12) **United States Design Patent** (10) **Patent No.:** **US D508,517 S**
Park (45) **Date of Patent:** **** Aug. 16, 2005**

(54) **BRIDGE FOR A GUITAR** D400,564 S * 11/1998 Ferguson D17/21
 D412,012 S * 7/1999 Park D17/21
 (75) Inventor: **In-Jae Park**, Gyonggi-Do (KR) D444,806 S * 7/2001 Park D17/21

(73) Assignee: **Sungeum Music Co., Ltd.**,
 Gyonggi-Do (KR)

(**) Term: **14 Years**

(21) Appl. No.: **29/172,545**

(22) Filed: **Dec. 13, 2002**

(51) **LOC (8) Cl.** **17-03**

(52) **U.S. Cl.** **D17/21**

(58) **Field of Search** D17/20-21, 14-15,
 D17/99; 84/298, 299, 307-309

(56) **References Cited**

U.S. PATENT DOCUMENTS

3,563,126 A * 2/1971 Connington 84/298
 D222,110 S * 9/1971 Rendell D17/21
 3,605,545 A * 9/1971 Rendell 84/307
 D228,673 S * 10/1973 Rendell D17/21
 D244,051 S * 4/1977 Podunavac D17/21

* cited by examiner

Primary Examiner—Ruth McInroy

(74) *Attorney, Agent, or Firm*—Dougherty, Clements,
 Hofer & Bernard

(57) **CLAIM**

The ornamental design for a bridge for a guitar, as shown
 and described.

DESCRIPTION

FIG. 1 is a perspective view of a bridge for a guitar showing
 my new design;
 FIG. 2 is a front view thereof;
 FIG. 3 is a rear view thereof;
 FIG. 4 is a left end view thereof;
 FIG. 5 is a right end view thereof;
 FIG. 6 is a top view thereof; and,
 FIG. 7 is a bottom view thereof.

1 Claim, 4 Drawing Sheets

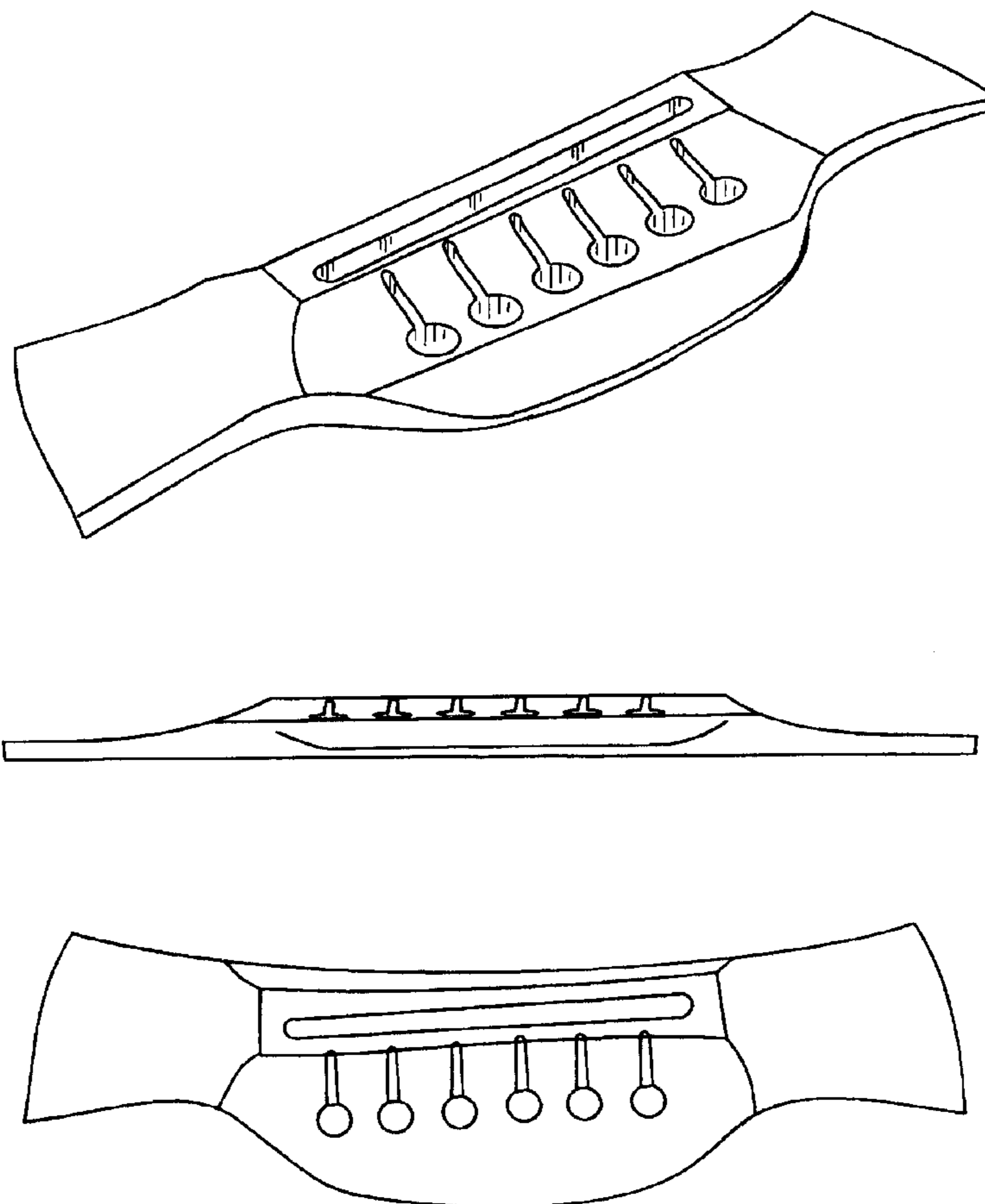


Fig. 1

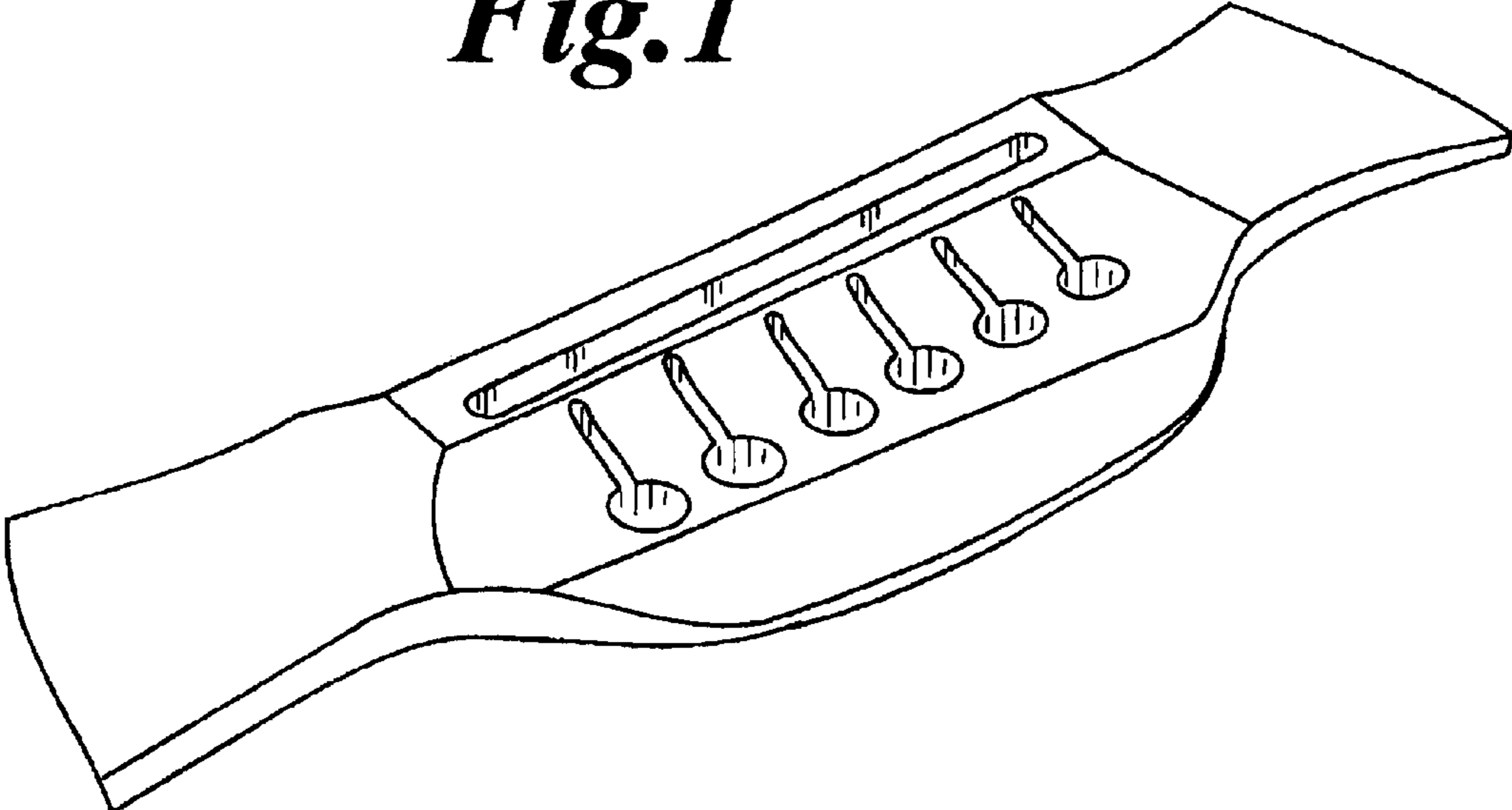


Fig. 2

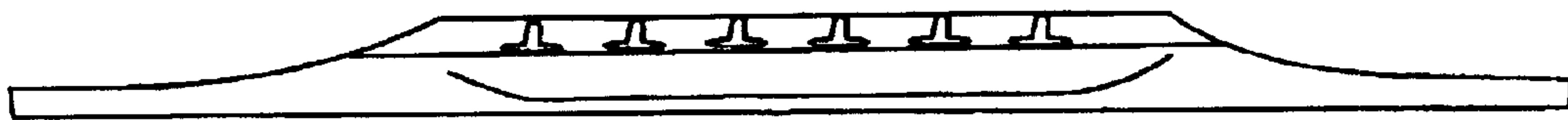



Fig. 3






Fig. 4




Fig. 5

Fig. 6




Fig. 7

