



US00D508513S

(12) **United States Design Patent**
Jamin

(10) **Patent No.: US D508,513 S**

(45) **Date of Patent: ** Aug. 16, 2005**

(54) **CURVED SKI SPECTACLES**

(75) **Inventor: Mathieu Jamin, Paris (FR)**

(73) **Assignee: Christian Dior Couture, S.A., Paris (FR)**

(**) **Term: 14 Years**

(21) **Appl. No.: 29/199,159**

(22) **Filed: Feb. 10, 2004**

(30) **Foreign Application Priority Data**

Aug. 13, 2003 (WO) DM/064 179

(51) **LOC (8) Cl. 16-06**

(52) **U.S. Cl. D16/314**

(58) **Field of Search** D16/101, 300-330,
D16/335; D29/109-110; D24/110.2; 351/41,
44-45, 51-52, 103-110, 111, 158; 2/426,
432, 437, 433, 439, 447-448

(56) **References Cited**

U.S. PATENT DOCUMENTS

D121,121 S * 6/1940 Lehmborg D16/314

D194,556 S * 2/1963 Ranck D16/309
D208,502 S * 9/1967 Halpern et al. 351/45
D418,154 S * 12/1999 Karasik D16/314
D431,586 S * 10/2000 Wolfe D16/314
D468,337 S * 1/2003 Chen D16/335

* cited by examiner

Primary Examiner—Raphael Barkai

(74) *Attorney, Agent, or Firm*—Amster, Rothstein & Ebenstein LLP

(57) **CLAIM**

The ornamental design for curved ski spectacles, as shown and described.

DESCRIPTION

FIG. 1 is a left top perspective view of curved ski spectacles showing my new design;
FIG. 2 is a front elevational view thereof;
FIG. 3 is a right side elevational view thereof;
FIG. 4 is a rear elevational view thereof;
FIG. 5 is a left side elevational view thereof;
FIG. 6 is a top plan view thereof; and,
FIG. 7 is a bottom plan view thereof.

1 Claim, 4 Drawing Sheets





FIG. 1

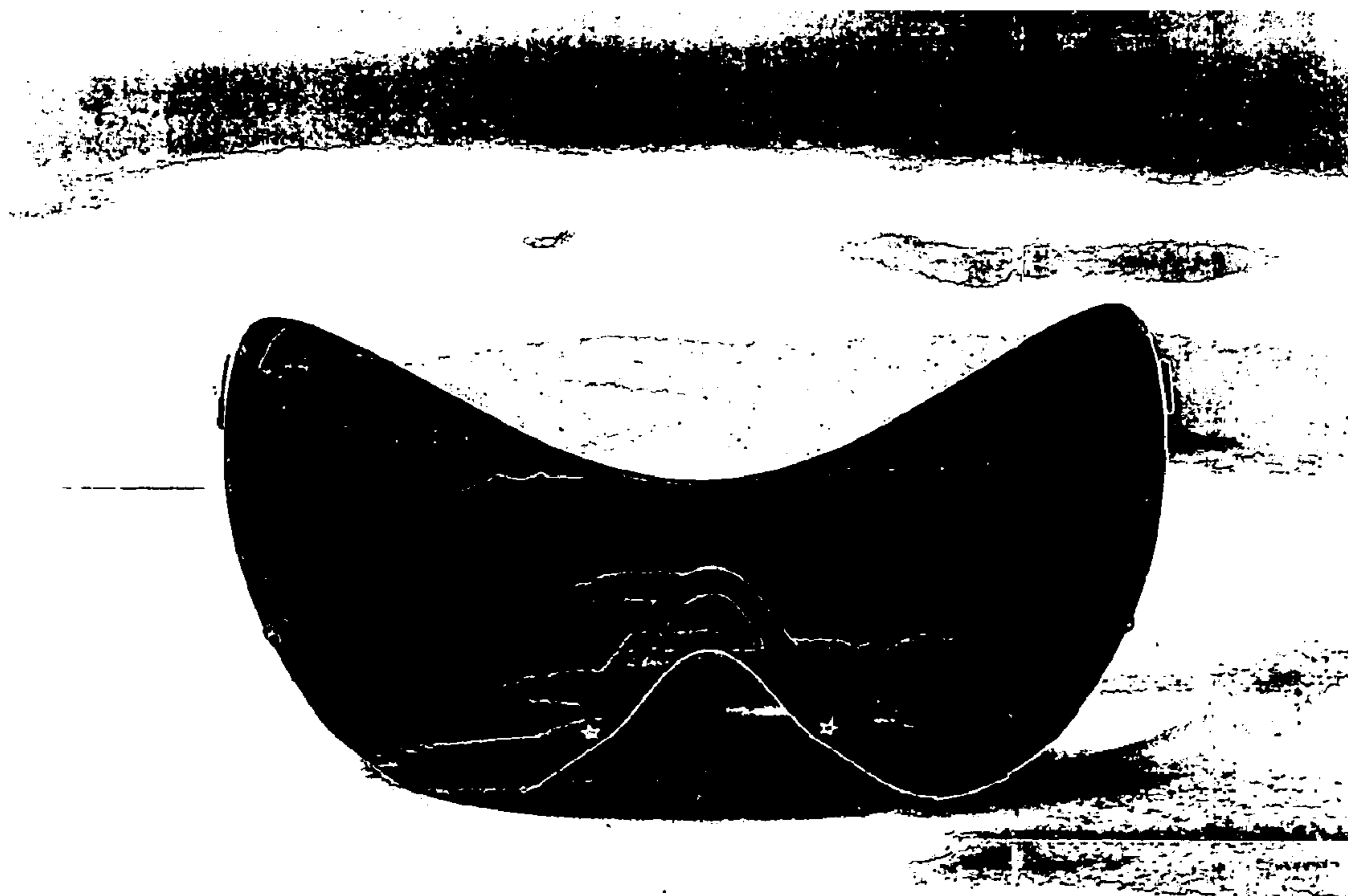


FIG. 2



FIG. 3



FIG. 4




FIG. 5

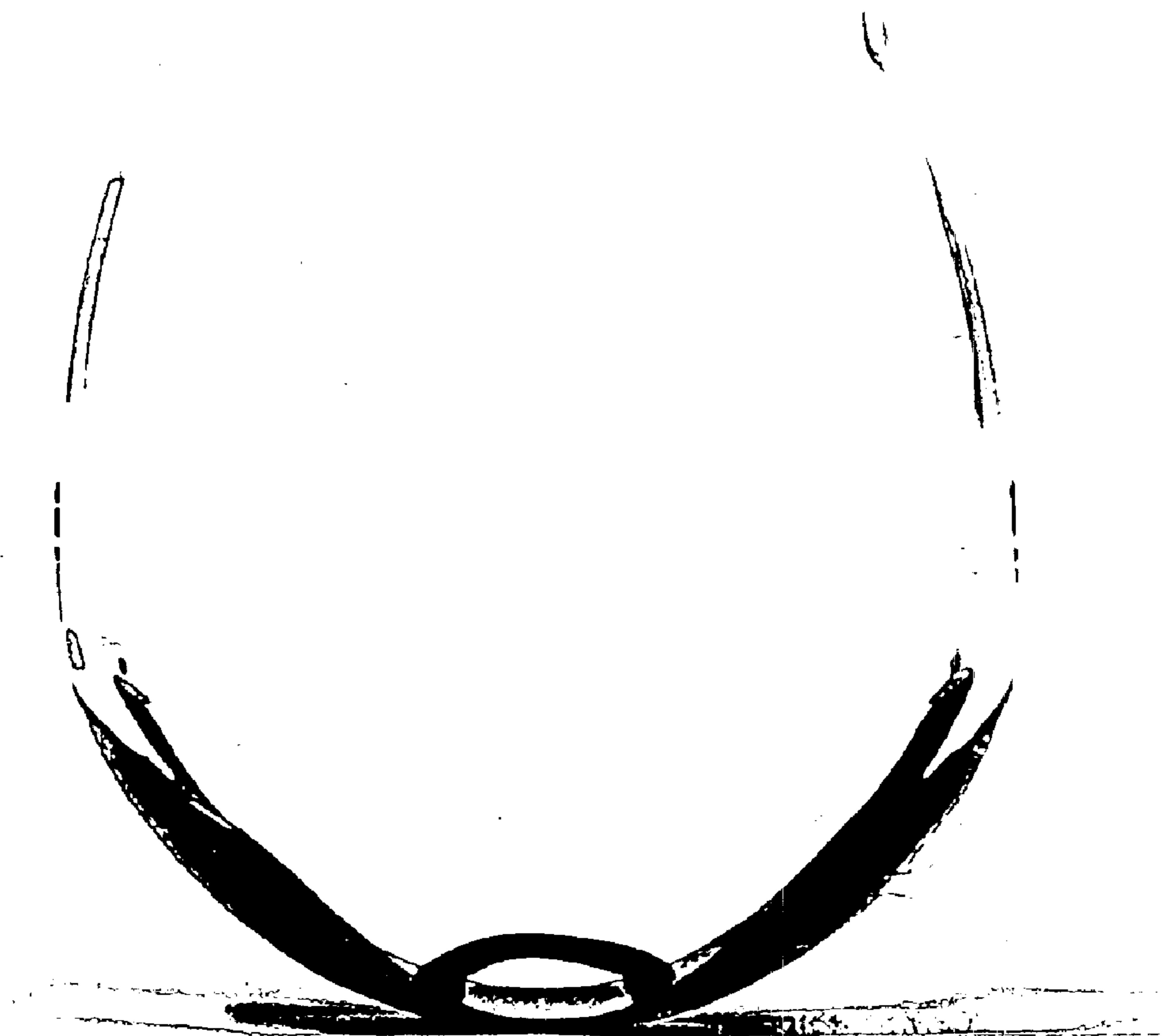


FIG. 6




FIG. 7